AGENDA
WATAUGA CITY COUNCIL
REGULAR MEETING
MONDAY, SEPTEMBER 11, 2023
CITY HALL COUNCIL CHAMBER, 7105 WHITLEY ROAD
6:30 PM

This notice is posted pursuant to the Texas Open Meetings Act. Notice is hereby given that a **Regular City Council Meeting** of the City of Watauga, Texas will be held at which time the following subjects will be discussed and may be acted upon.

CALL TO ORDER (Council Members, City Staff, Members of the Public - when speaking during the meeting please speak directly into the microphones on the dais or podium)

ROLL CALL

INVOCATION

PLEDGE OF ALLEGIANCE United States and Texas Flags

ANNOUNCEMENTS

PRESENTATIONS

1. Presentation of Service Awards for the City of Watauga Employees celebrating a Milestone Anniversary during the month of September

PUBLIC COMMENT If speaking for an organization or group, the speaker should identify the group represented. If speaking during Public Comment (for matters not posted on that particular meeting's agenda), members of the City Council and Staff may only provide a statement of factual information in response to the inquiry or recite existing policy in response (e.g., to correct a factual misstatement made by the citizen or provide factual information requested by the citizen). Any deliberation of or decision about the subject of the inquiry shall be limited to a proposal to place the subject on the agenda for a future meeting. If necessary, the Chair will task the City Manager to respond to the citizen and report back to the City Council as soon as practicable. Such report to the-City Council shall not constitute a meeting called by the City

Council nor shall it constitute deliberation or formal action. Individual citizens addressing the City Council during Public Comment shall not exceed three (3) minutes in their comments; however, the Chair may extend or reduce the speaker's allotted time in order to conduct an efficient and effective public meeting. The time allotted shall not be donated to others desiring to speak. Public Comment is not established to engage in a conversation with the Council and no formal Council action will be taken.

PUBLIC TESTIMONY FOR ACTION ITEMS Only those persons who submit a completed Request to Speak form prior to the agenda item being introduced by the Chair will be allowed to speak on agenda items set for action (this doesn't include presentations or reports). The Chair shall ask each person requesting to speak to approach the podium when called to speak. Speakers time shall generally not exceed three (3) minutes in their comments and all comments must be germane to the specific agenda item being discussed; however, the Chair may extend or reduce the speaker's allotted time. Speakers shall not be permitted to donate their time to other speakers. Members of the City Council may ask questions or discuss the item directly with the citizen during the citizen's testimony if necessary. Any discussion between a Council member and the citizen will not count toward the time limit and Council Members are encouraged not to speak until the citizen has first utilized their allocated time.

REPORTS

CONSENT AGENDA All of the items on the consent agenda are considered to be self-explanatory by the Council and will be enacted with one motion, one second, and one vote. There will be no separate discussion of these items.

1. Consider action adopting an ordinance by the City Council of the City of Watauga, Texas approving the Fiscal Year 2023-2024 Annual Service Plan Update and 2023 Assessment Roll for the Park Vista Public Improvement District of the City of Watauga, Texas; providing for repeal; providing for severability and providing an effective date
   Sandra Gibson, Director of Finance

2. Consider action to adopt an Ordinance by the City Council of the City of Watauga, Texas adopting the Capital Outlay Plan for fiscal years 2024-2028; providing for repeal; providing a savings clause; and providing an effective date
   Sandra Gibson, Director of Finance

3. Consider action to approve the Monthly Financial Report for the period ending July 31, 2023
   Sandra Gibson, Director of Finance

4. Consider action to approve a resolution to adopt the Fiscal Year 2023-24 Classification Plan for all employees
   Juliet Rodriguez, Human Resources and Civil Service Director

PUBLIC HEARINGS / ACTION

1. **Z.23-03:** Public hearing to receive comments for or against a request for a zoning change from Local Business (LB) to Commercial (C), for property commonly known as 6900 Denton Highway, being Lot A2 Block 6, of the Bunker Hill Addition; and consider action on a final report to allow for the zoning change for future commercial development in the Sanko Plaza. The subject property is located north of Bunker Blvd. and east of Denton Highway. Owner: Cider Property, Inc. Applicant/Agent: Crest Commercial Real Estate, Cody Johnson.
   Randy Richards, CFM, Assistant Director of Public Works
   Paul Hackleman, Director of Public Works

2. **SUP.23-03:** Public hearing to receive comments for or against a request for a specific use permit for property commonly known as 6900 Denton Highway, Lot A2, Block 6, of the Bunker Hill Addition; and consider action on a final report to allow for an ice and water kiosk in a Commercial (C) zoning district. The subject property is located north of Bunker Blvd. and east of Denton Highway. Owner: Cider Property, Inc. Applicant/Agent: Frontier States Development Services, Mark Sellers.
   Randy Richards, CFM, Assistant Director of Public Works
   Paul Hackleman, Director of Public Works

3. Public Hearing on the proposed ad valorem tax rate of $0.57020 per $100 assessed value for the tax year 2023, comprised of $0.359710 on each $100 valuation for maintenance and support of the general government and in the amount of $0.210490 on each $100 valuation of property for the interest and sinking fund.
   Sandra Gibson, Director of Finance

ACTION ITEMS

1. Consider approval of an ordinance authorizing the issuance of “City of Watauga, Texas Combination Tax and Limited Pledge Revenue Certificates of Obligation, Series 2023” providing for the payment of said certificates by the levy of an ad valorem tax upon all taxable property within the City and further securing said certificates by a lien on and pledge of the pledged revenues of the system; authorizing the execution of any necessary engagement agreement with the City's Financial Advisors and/or Bond Counsel; and providing an effective date {CAPTION}
   Sandra Gibson, Director of Finance

2. Discuss and consider action adopting an ordinance by the City Council of the City of Watauga, Texas approving and adopting a budget for the fiscal year beginning October 1, 2023 and ending September 30, 2024; providing for the appropriation of funds in the budget; providing for repeal; providing for severability; and providing an effective date
   Sandra Gibson, Director of Finance

3. Discuss and consider action adopting an ordinance by the City Council of the City of Watauga, Texas levying ad valorem taxes for the 2023 Tax Year for use and support of the municipal government of the City of Watauga, Texas for the 2023-2024 Fiscal Year;

apportioning each levy for specific purposes; providing the date when taxes shall be due and timely paid; providing for repeal; providing for severability; providing an effective date; and levying ad valorem taxes for Fiscal Year October 1, 2023 through September 30, 2024 in the amount of $0.570200 per $100 of assessed value, comprised of $0.359710 on each $100 valuation of property for maintenance and support of the general government and in the amount of $0.210490 on each $100 valuation of property for the Interest and Sinking Fund
Sandra Gibson, Director of Finance

4. Discuss and consider action ratifying a property tax increase reflected in the City of Watauga budget for the fiscal year beginning October 1, 2023 and ending September 30, 2024, in accordance with Texas Local Government Code Section 102.007; providing for repeal; providing for severability; and providing an effective date
Sandra Gibson, Director of Finance

5. Discuss and consider action approving an ordinance to amend the 2022-2023 Fiscal Year Budget
Sandra Gibson, Director of Finance

6. Consider action to approve a resolution amending the ARPA Spending Plan Framework
Ben Davis, Grant & Recognition Program Manager
Sandra Gibson, Director of Finance

7. Discuss and consider a vote of no confidence with regards to the Tarrant County Appraisal District.
Arthur Miner, Mayor

EXECUTIVE SESSION The City Council will recess its open meeting and reconvene in executive session to discuss the following items pursuant to the below referenced section(s) of the Texas Government Code:

RECONVENE The City Council will return to open session in the City Council Chamber for possible discussion and action as a result of the Executive Session.

ITEMS OF EXECUTIVE SESSION DELIBERATION

ITEMS FOR FUTURE AGENDAS

ADJOURNMENT

Meeting Notices and Reservation of Rights

The City Council may retire to executive session any time between the meeting's opening and adjournment for the purpose of consultation with legal counsel pursuant to Chapter 551.071 of the Texas Government Code; discussion of personnel matters pursuant to Chapter 551.074 of the Texas Government Code if the requisite information is otherwise posted; deliberation regarding real property pursuant to Chapter 551.072 of the Texas Government Code; deliberation regarding economic development negotiations pursuant to Chapter 551.087 of the Texas Government Code; and/or deliberation regarding the deployment, or specific occasions for implementation of security personnel or devices pursuant to Chapter 551.076 of the Texas Government Code (as applicable) when determined necessary by the [City Council/Board/Commission/Committee] to address a subject matter on the agenda. Action, if any, will be taken in open session.

Attendance by Other Elected or Appointed Officials: It is anticipated that members of other governmental bodies, and/or city council, boards, commissions and/or committees may attend the meeting in numbers that may constitute a quorum of the body, board, commission and/or committee. Notice is hereby given that the meeting, to the extent required by law, is also noticed as a possible meeting of the other body, board, commission and/or committee, whose members may be in attendance, if such numbers constitute a quorum. The members of the city council, boards, commissions and/or committees may be permitted to participate in discussions on the same items listed on the agenda, which occur at the meeting, but no action will be taken by such in attendance unless such item and action is specifically provided for on an agenda for that city council, body, board, commission or committee subject to the Texas Open Meetings Act.

NOTICE

THIS FACILITY IS WHEELCHAIR ACCESSIBLE AND ACCESSIBLE PARKING SPACES ARE AVAILABLE. REQUESTS FOR ACCOMMODATIONS OR INTERPRETIVE SERVICES MUST BE MADE 48 HOURS PRIOR TO THIS MEETING. PLEASE CONTACT THE CITY SECRETARY'S OFFICE AT (817) 514-5825, OR FAX (817) 514-3625.

I, Linda Proskey, City Secretary for the City of Watauga, hereby certify that this agenda was posted on the bulletin boards at City Hall, 7105 Whitley Road, Watauga, Texas, on September 6, 2023, before 6:00 p.m., in accordance with Chapter 551 of the Texas Government Code.

Linda Proskey, City Secretary

CITY OF WATAUGA, TEXAS

AGENDA MEMORANDUM

DATE: August 25, 2023

TO: Honorable City Council Members

FROM:

THROUGH:

SUBJECT: Presentation of Service Awards for the City of Watauga Employees celebrating a Milestone Anniversary during the month of September

---

BACKGROUND/INFORMATION:

FINANCIAL IMPLICATIONS:

RECOMMENDATION/ACTION DESIRED:

ATTACHMENTS/ SUPPORTING DOCUMENTATION:

1. Employee Service Awards - September 2023

REVIEWED BY:

Juliet Rodriguez, Human Resources and Civil Service Director	Approved - 8/31/2023
Joshua Jones, City Manager	Approved - 8/31/2023
Linda Proskey, City Secretary	Final Approval - 8/31/2023

Approved as to form for inclusion on Agenda

Employee Service Awards

September 2023

Alan Thomas

Battalion Chief

10 Years of Service

Dexter Holyfield

Water Quality Technician / Operator

15 Years of Service

AGENDA MEMORANDUM

DATE: August 25, 2023

TO: Honorable City Council Members

FROM: Sandra Gibson, Director of Finance

THROUGH: Joshua Jones, City Manager

SUBJECT: Consider action adopting an ordinance by the City Council of the City of Watauga, Texas approving the Fiscal Year 2023-2024 Annual Service Plan Update and 2023 Assessment Roll for the Park Vista Public Improvement District of the City of Watauga, Texas; providing for repeal; providing for severability and providing an effective date

---

BACKGROUND/INFORMATION:

The City Council should review and adopt the annual service plan for the Park Vista Public Improvement District for the purpose of determining the annual budget for improvements, and for determining the annual assessment roll for the District in accordance with Chapter 372 of the Local Government Code. This year, no assessment will be levied and the areas will be maintained as part of the City's maintenance program.

The attached ordinance has been reviewed and approved by legal.

FINANCIAL IMPLICATIONS:

For Fiscal Year 2023-2024, no assessment will be levied and the areas will be maintained as part of the City's maintenance program.

RECOMMENDATION/ACTION DESIRED:

Approval of the attached Ordinance approving the FY2023-2024 Annual Service Plan Update and 2023 Assessment Roll for the Park Vista Public Improvement District

ATTACHMENTS/ SUPPORTING DOCUMENTATION:

1. 2024 Ordinance Park Vista PID 2023-2024

REVIEWED BY:

Sandra Gibson, Director of Finance	Approved - 8/29/2023
David Berman, City Attorney	Approved - 8/29/2023
Joshua Jones, City Manager	Approved - 8/29/2023
Linda Proskey, City Secretary	Final Approval - 8/29/2023

Approved as to form for inclusion on Agenda

AGENDA MEMORANDUM

CITY OF WATAUGA, TEXAS
ORDINANCE NO. 2023-_____

AN ORDINANCE BY THE CITY COUNCIL OF THE CITY OF WATAUGA, TEXAS APPROVING THE FISCAL YEAR 2023-2024 ANNUAL SERVICE PLAN UPDATE AND 2023 ASSESSMENT ROLL FOR THE PARK VISTA PUBLIC IMPROVEMENT DISTRICT OF THE CITY OF WATAUGA, TEXAS; PROVIDING FOR REPEAL; PROVIDING FOR SEVERABILITY; AND PROVIDING AN EFFECTIVE DATE

WHEREAS, the City Council finds the City Council of the City of Watauga, Texas adopted Resolution No. 98-12-14-3 which authorized the establishment of the Park Vista Public Improvement District (the "District") as provided by Chapter 372 of the Local Government Code on December 14, 1998; and

WHEREAS, the City Council finds the City Council adopted Resolution No. 99-1-19-3 on January 19, 1999, adopting the original service plan and budget for the District; and

WHEREAS, the City Council finds the City Council adopted Ordinance No. 1035 on September 25, 2000, levying assessments for use and support of the Park Vista Public Improvement District; and

WHEREAS, the City Council finds that after the creation of the District and the adoption of the original service plan and the assessment levy, the City Council regularly reviewed the service plan for the purpose of determining the annual budget for improvements and for determining the annual assessment roll for the District in accordance with Chapter 372 of the Local Government Code; and

WHEREAS, the City Council finds, after each such review, the City Council regularly approved the annual service plan update, the annual budget and the annual assessment for the District, in accordance with Chapter 372 of the Local Government Code; and

WHEREAS, the City Council finds that the City Council has reviewed the proposed Fiscal Year 2023-2024 annual service plan and budget and the proposed 2023 assessment roll; and

WHEREAS, the City Council now desires to approve the Fiscal Year 2023-2024 annual service plan update and budget and the 2023 assessment roll, in accordance with Chapter 372 of the Local Government Code; and

WHEREAS, the City Council finds the passage of this Ordinance is required by Chapter 372 of the Local Government Code and is in the best interest of the residents of the City of Watauga.

NOW, THEREFORE, BE IT ORDAINED by the City Council of the City of Watauga, Texas, as follows:

I.

The facts and recitations set forth in the preamble of this Ordinance are hereby found to be true and correct and adopted herein for all purposes.

II.

The City Council of the City of Watauga, Texas does hereby approve and adopt the Fiscal Year 2023-2024 Annual Service Plan Update for the District, a copy of which is attached hereto as Exhibit 1 and is incorporated herein for all purposes.

III.

The 2023 Assessment Roll included in the Fiscal Year 2023-2024 Annual Service Plan Update is hereby accepted and approved pursuant to Chapter 372 of the Texas Local Government Code as the assessment roll of the District.

IV.

The method of apportioning the costs of the authorized improvements is set forth in the Fiscal Year 2023-2024 Annual Service Plan Update.

V.

The City Secretary is directed to cause a copy of this Ordinance, including the FY 2023-2024 Annual Service Plan Update and Assessment Roll and the notice form required by Section 5.014 of the Property Code be filed with the County Clerk of Tarrant County.

VI.

This Ordinance shall be and is hereby cumulative of all other ordinances of the City of Watauga, Texas and this Ordinance shall not operate to repeal or affect any such other ordinances except insofar as the provisions thereof might be inconsistent or in conflict with the provisions of this Ordinance, in which event such conflicting provisions, if any, in such other ordinance or ordinances are hereby repealed.

VII.

If any section, subsection, sentence, clause, or phrase of this Ordinance shall for any reason be held invalid, such decision shall not affect the validity of the remaining portions of this Ordinance.

VIII.

This Ordinance shall become effective and shall be in full force and effect from and after the date of passage and adoption by the City Council of the City of Watauga, Texas, and upon application of law and in accordance with Sections 3.11 and 3.13 of the Charter of the City of Watauga, Texas.

PASSED AND ADOPTED by the City Council of the City of Watauga, Texas, this 11th day of September 2023.

APPROVED:

_____
Arthur L. Miner, Mayor

ATTEST:

_____
Linda Proskey, City Secretary

APPROVED AS TO FORM AND LEGALITY:

_____
David Berman, City Attorney

EXHIBIT 1

CITY OF WATAUGA, TEXAS
PARK VISTA PUBLIC IMPROVEMENT DISTRICT
FY 2023-2024 ANNUAL SERVICE PLAN UPDATE

CITY OF WATAUGA, TEXAS
PARK VISTA PUBLIC IMPROVEMENT DISTRICT
FY 2023-2024 ANNUAL SERVICE PLAN UPDATE

Section 372.013(d) of the Local Government Code requires an annual update of the Service Plan. The boundaries of the Park Vista Public Improvement District are set forth in Exhibits "A" and "B" attached hereto and incorporated herein for all purposes. Park Vista Public Improvement District will not provide services during the fiscal year 2023-2024. The City will furnish or pay for standard improvements and/or services in the Park Vista Public Improvement District at the same level as they would be provided to the taxpayers generally. The service plan is approved and adopted by the City Council for a period of one year. The plan will be reviewed and updated annually by the City Council to determine the annual budget for improvements and/or services within Park Vista Public Improvement District. The cost of an improvement and/or special services will be assessed against real property within the Park Vista Public Improvement District according to value of the property with improvements as determined by the Tarrant Appraisal District.

The apportionment of costs between the Park Vista Public Improvement District and the City as a whole shall be:

(1) All of the cost of an improvement and/or service shall be paid by special assessments against real property in Park Vista Public Improvement District.
(2) The City Council of the City of Watauga will be authorized to establish by Ordinance reasonable classifications and formulas for the apportionment of costs between the City and the property to be assessed.
(3) The City as a whole will continue to provide standard improvements and services to Park Vista Public Improvement District at the same level as they are provided to other areas in the City and the taxpayers generally.

All public improvement projects of the Park Vista Public Improvement District have been completed. The District has no obligations of indebtedness for public improvement projects.

FISCAL YEAR 2023-2024 BUDGET

Cost of Maintenance & Operating Expense	$0.00
TOTAL	$0.00

FIVE YEAR SERVICE PLAN

Assessment Due Date	1/31/2023	1/31/2024	1/31/2025	1/31/2026	1/31/2027
Assessment Amount	$0.00	$0.00	$0.00	$0.00	$0.00

2023 ASSESSMENT ROLL

$0.00 on each $100.00 valuation of property, upon all real property within the Park Vista Public Improvement District.

The following notice is required by section 372.013(e) of the Texas Local Government Code. NO ASSESSMENT IS BEING IMPOSED ON THE PROPERTY AS A RESULT OF THE 2023-2024 ANNUAL SERVICE PLAN UPDATE.

NOTICE OF OBLIGATION TO PAY IMPROVEMENT DISTRICT ASSESSMENT TO CITY OF WATAUGA, TEXAS CONCERNING THE FOLLOWING PROPERTY: PARK VISTA ADDITION, PHASES I, II, III, AND IV

As the purchaser of the real property described above, you are obligated to pay assessments to City of Watauga, Texas, for the costs of a portion of a public improvement or services project (the "Authorized Improvements") undertaken for the benefit of the property within the Park Vista Public Improvement District (the "District") created under Subchapter A, Chapter 372, Local Government Code.

AN ASSESSMENT HAS BEEN LEVIED AGAINST YOUR PROPERTY FOR THE AUTHORIZED IMPROVEMENTS, WHICH MAY BE PAID IN FULL AT ANY TIME. IF THE ASSESSMENT IS NOT PAID IN FULL, IT WILL BE DUE AND PAYABLE IN ANNUAL INSTALLMENTS THAT WILL VARY FROM YEAR TO YEAR DEPENDING ON THE AMOUNT OF INTEREST PAID, COLLECTION COSTS, ADMINISTRATIVE COSTS, AND DELINQUENCY COSTS.

The exact amount of the assessment may be obtained from the City of Watauga, Texas. The exact amount of each annual installment will be approved each year by the City Council of the City of Watauga, Texas in the annual service plan update for the district . More information about the assessments, including the amounts and due dates, may be obtained from the City of Watauga, Texas .

Your failure to pay any assessment or any annual installment may result in penalties and interest being added to what you owe or in a lien on and the foreclosure of your property.

Section 5.014 of the Texas Property Code requires "A person who proposes to sell or otherwise convey real property that is located in a public improvement district established under Subchapter A, Chapter 372, Local Government Code . . . shall first give to the purchaser of the property the written notice prescribed by Subsection (a-1). . ." Subsection 5.014(a-1) of the Texas Property Code provides that the above referenced notice shall be executed by the seller of property and must read as provided above.

PASSED AND ADOPTED by the City Council of the City of Watauga, Texas, by Ordinance No. 2023-_____ approved on the 11th day of September 2023.

APPROVED:

_____
Arthur L. Miner, Mayor

ATTEST:

_____
Linda Proskey, City Secretary

Exhibit A

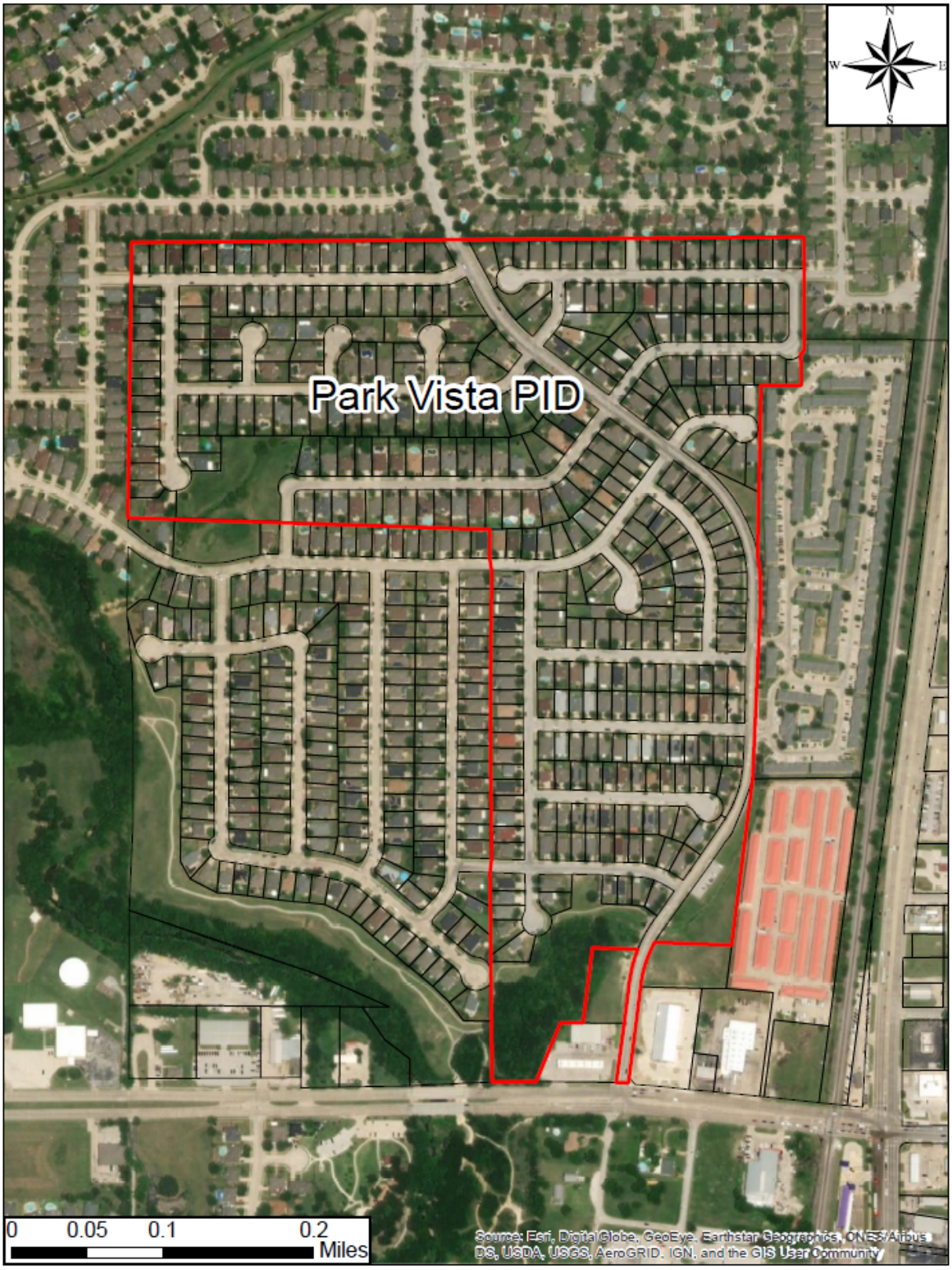
N
W
E
S
Park Vista PID
0
0.05
0.1
0.2
Miles
Source: Esri, DigitalGlobe, GeoEye, Earthstar Geographics, CNES/Airbus DS, USDA, USGS, AeroGRID, IGN, and the GIS User Community

Exhibit B

Legal Description

80.551 acres situated in the WILLIAM EVANS SURVEY, Abst. No. 467 and the DAVID L. HALL SURVEY, Abst. No. 700, City of Fort Worth, City of Watauga and Unincorporated Tarrant County, Texas, being a portion of that certain tract of land conveyed to Havener Rupert Limited Partnership, by deed recorded in Volume 12451, Page 1824, Deed Records, Tarrant County, Texas, said 80.551 acres being more particularly described, as follows:

Commencing at a 1/2" iron found in the north line of Watauga Road (a 120 foot R.O.W.) at the southeast corner of that certain tract of land conveyed to Hillwood – Park Glen, Ltd., by deed recorded in Volume 9357, Page 3424, Deed Records, Tarrant County, Texas;

THENCE North 88 degrees 07 minutes 11 seconds East, along the north line of said Watauga Road, 285.86 feet to a 1/2" iron found at the beginning of a curve to the right, whose radius is 2924.79 feet and whose long chord bears North 89 degrees 24 minutes 55 seconds East, 133.72 feet;

THENCE continuing along the north line of said Watauga Road and along said curve in an easterly direction through a central angle of 02 degrees 37 minutes 11 seconds, a distance of 133.73 feet to a 1/2" iron set at the Point Of Beginning of the herein described tract;

THENCE North 06 degrees 11 minutes 23 seconds East, 387.72 feet to a 1/2" iron set at the beginning of a curve to the right, whose radius is 472.00 feet and whose long chord bears North 16 degrees 13 minutes 38 seconds East, 164.53 feet;

THENCE along said curve in a northerly direction, through a central angle of 20 degrees 04 minutes 28 seconds, a distance of 165.37 feet to a 1/2" iron set in a curve to the left, whose radius is 200.00 feet and whose long chord bears North 77 degrees 31 minutes 13 seconds West, 72.88 feet;

THENCE along said curve in a westerly direction, through a central angle of 20 degrees 59 minutes 45 seconds, a distance of 73.29 feet to a 1/2" iron set at the end of said curve;

THENCE North 88 degrees 01 minutes 06 seconds West, 443.97 feet to a 1/2" iron set in the west line of said Havener Rupert Limited Partnership tract and the east line of said Hillwood – Park Glen, Ltd. tract;

THENCE North 00 degrees 45 minutes 02 seconds West, along the common line of said Havener Rupert Limited Partnership and Hillwood – Park Glen, Ltd. tracts, 1355.51 feet to a 1/2" iron found;

THENCE North 89 degrees 30 minutes 17 seconds West, continuing along the common line of said Havener Rupert Limited Partnership and Hillwood – Park Glen, Ltd. tracts, 1264.52 feet to a 1/2" iron found at the most westerly southwest corner of said Havener – Rupert Limited Partnership tract in the east line of that certain tract of land conveyed to WPC – Basswood Developement Corporation, by deed recorded in Volume 12172, Page 796, Deed Records, Tarrant County, Texas;

THENCE North 00 degrees 52 minutes 25 seconds West, along the common line of said Havener Rupert Limited Partnership and WPC – Basswood Development Corporation tracts, 973.19 feet to a 1/2" iron found at the northwest corner of said Havener Rupert Limited Partnership tract;

THENCE North 88 degrees 52 minutes 25 seconds East, continuing along the common line of said Havener Rupert Limited Partnership and WPC – Basswood Development Corporation tracts, passing the southeast corner of said WPC – Basswood Development Corporation tract, passing the southwest and southeast corners of PHASE IV, SECTION 2, "PARK GLEN ADDITION, an Addition to the City of Fort Worth, Tarrant County, Texas according to Plat recorded in Plat Cabinet A, Slide 329, Plat Records, Tarrant County, Texas and passing the southwest corner of PHASE IV, SECTION 1, PARK GLEN ADDITION an Addition to the City of Fort Worth, Tarrant County, Texas, according to Plat recorded in Plat Cabinet A, Slide 376, Plat Records, Tarrant County, Texas and continuing, along the common line of said Havener Rupert Limited Partnership tract and said PHASE IV, SECTION 1, PARK GLEN ADDITION, in all, 2346.16 feet to a 1/2" iron set;

THENCE South 00 degrees 52 minutes 25 seconds East, 349.74 feet to a 1/2" iron found at the beginning of a non-tangent curve to the right, whose radius is 50.00 feet and whose long chord bears South 00 degrees 52 minutes 25 seconds East, 82.05 feet;

THENCE along said curve in a southwesterly direction, through a central angle of 110 degrees 16 minutes 36 seconds, a distance of 96.24 feet to a 1/2" iron set ;

THENCE South 00 degrees 52 minutes 25 seconds East, 106.02 feet to a 1/2" iron set;

THENCE North 89 degrees 38 minutes 32 seconds West, 141.72 feet to a 1/2" iron set;

AGENDA MEMORANDUM

DATE: August 25, 2023

TO: Honorable City Council Members

FROM: Sandra Gibson, Director of Finance

THROUGH: Joshua Jones, City Manager

SUBJECT: Consider action to adopt an Ordinance by the City Council of the City of Watauga, Texas adopting the Capital Outlay Plan for fiscal years 2024-2028; providing for repeal; providing a savings clause; and providing an effective date

---

BACKGROUND/INFORMATION:

The 5-year Capital Outlay Plan (COP) outlines the capital costs associated with providing City services to include vehicles, equipment, and technology and identifies funding sources for replacement of these items. The COP summarizes capital outlay items by Category/Type, Funding Source, and provides for detail listings by fund and department. This plan will be reviewed and updated annually through a committee process that includes all City departments.

The 5-year COP identifies funding needs and a replacement schedule for capital equipment, vehicles and technology totaling $8,339,114. Fiscal Year 2023-2024 capital asset replacements are proposed at $1,120,687, of which $390,000 is funded through the 2023 Certificates of Obligation proceeds. The remaining capital outlay needs are funded through the Equipment Replacement Fund, and General Fund, Storm Drain, and Crime Control and Prevention District. These items have been included in the City Manager's Proposed 2023-2024 Fiscal Year Budget. The Capital Outlay Plan is attached as "Exhibit A".

FINANCIAL IMPLICATIONS:

N/A

RECOMMENDATION/ACTION DESIRED:

It is respectfully requested that City Council consider action to approve the attached ordinance to adopt the Capital Outlay Plan for Fiscal Years 2024-2028.

ATTACHMENTS/ SUPPORTING DOCUMENTATION:

1. Ordinance FY2024-28 Capital Outlay Plan [leg] (1)
2. CAPITAL OUTLAY PLAN 2024-2028

AGENDA MEMORANDUM

REVIEWED BY:

Sandra Gibson, Director of Finance	Approved - 8/29/2023
David Berman, City Attorney	Approved - 8/29/2023
Joshua Jones, City Manager	Approved - 8/29/2023
Linda Proskey, City Secretary	Final Approval - 8/29/2023

Approved as to form for inclusion on Agenda

CITY OF WATAUGA, TEXAS
ORDINANCE NO. 2023-_____

AN ORDINANCE BY THE CITY COUNCIL OF THE CITY OF WATAUGA, TEXAS ADOPTING THE CAPITAL OUTLAY PLAN FOR FISCAL YEARS 2024-2028; PROVIDING FOR REPEAL; PROVIDING FOR SEVERABILITY; AND PROVIDING AN EFFECTIVE DATE.

WHEREAS, the City Council finds the City of Watauga makes major investments, from time to time, in costly capital assets that improve the quality of service provided by the City; and

WHEREAS, the City Council finds each asset requires a long-term investment that should only take place after due consideration of the City's needs, service required to be provided by the City, and the City's ability to finance the asset; and

WHEREAS, the City Council finds the City has a number of funding resources at its disposal, including tax revenue, utility revenues, and financial aid from county, state, and federal agencies that can be used to replace and purchase capital assets; and

WHEREAS, the City Council finds the City desires to maintain a continuous process of planning for the replacement and purchase of capital assets; and

WHEREAS, the City Council finds that it, as the governing body, discussed the 2024-2028 Capital Outlay Plan and the capital items included in Fiscal Year 2023-2024 during a Workshop Meeting held on June 26, 2023; and

WHEREAS, the City Council finds the Fiscal Year 2023-2024 Budget has been submitted to the City Council by the City Manager in accordance with the City Charter including funded items identified in the Capital Outlay Plan.

NOW, THEREFORE, BE IT ORDAINED BY THE CITY COUNCIL OF THE CITY OF WATAUGA, TEXAS:

I.

The City Council of the City of Watauga hereby adopts the Capital Outlay Plan (COP) for FY2024-2028, a copy of which is attached hereto as Exhibit A.

II.

Funded assets approved during the Fiscal Year 2023-2024 will be consistent with the approved COP. Any expenses substantively deviating from those authorized in the COP will require an amendment of the COP approved by the City Council.

III.

All ordinances appropriating funds for assets included in the approved or amended COP will include information citing the COP asset along with appropriate financial accounting information.

IV.

This Ordinance shall be and is hereby cumulative of all other Ordinances of the City of Watauga, Texas, and this Ordinance shall not operate to repeal or affect any such other Ordinances except insofar as the provisions thereof might be inconsistent or in conflict with the provisions of this Ordinance, in which event, such conflicting provisions, if any, in such other Ordinance or Ordinances are hereby repealed.

V.

If any section, sub-section, sentence, clause or phrase of this Ordinance shall for any reason be held to be invalid, such decision shall not affect the validity of the remaining portions of this Ordinance.

VI.

This Ordinance shall become effective and shall be in full force and effect from and after the date of passage and adoption by the City Council of the City of Watauga, Texas, and upon application of law and in accordance with Sections 3.11 and 3.13 of the Charter of the City of Watauga, Texas.

PASSED AND ADOPTED by the City Council of the City of Watauga, Texas this the 11th day of September 2023.

APPROVED:

_____
ARTHUR L. MINER, Mayor

ATTEST:

_____
LINDA PROSKEY, City Secretary

APPROVED AS TO FORM AND LEGALITY:

_____
DAVID BERMAN, City Attorney

CAPITAL OUTLAY PLAN

FY 2024 – FY 2028

City of Watauga

FY2024 - FY2028

Table of Contents

Capital Outlay Summaries

Summary by Category/Type 2

Summary by Funding Source 3

Asset life expectancy 4

Detailed List by Year (Fund and Departments)

Water and Sewer Fund 5

General Fund 7

Crime Control and Prevention District 11

Storm Drain Fund 13

City of Watauga

Capital Outlay Plan Summaries

Summary by Category/Type

Summary by Funding Source

CITY OF WATAUGA
CAPITAL OUTLAY SUMMARY - CATEGORY/TYPE
FY 2024-2028

	2023-24		2024-25		2025-26		2026-27		2027-28		Total	
CATEGORY/TYPE	#	COST	#	COST	#	COST	#	COST	#	COST	#	COST
VEHICLES												
AMBULANCE	1	390,000					2	810,000			3	1,200,000
ATV												
EMERGENCY CAR			6	400,000	6	355,000	1	60,000	1	40,000	14	855,000
FIRE TRUCK									1	1,750,000	1	1,750,000
LIGHT DUTY TRUCK	4	246,000	5	275,000	2	112,000	5	322,000	1	40,000	17	995,000
HEAVY DUTY TRUCK			2	285,000	3	406,000					5	691,000
MEDIUM DUTY TRUCK							1	65,000			1	65,000
MOTORCYCLE	1	44,000									1	44,000
PASSENGER CAR	1	45,000	1	40,000	1	40,000					3	125,000
MACHINERY/MOTORIZED EQUIPMENT												
HEAVY EQUIPMENT			2	330,000			1	45,000	2	200,000	5	575,000
LIGHT EQUIPMENT	2	150,000	3	130,000	2	80,000	1	25,000			8	385,000
SMALL ENGINE EQUIPMENT					1	13,000	1	8,000			2	21,000
BOAT												
TRAILER	1	10,000	1	6,000	2	38,000					4	54,000
COMMUNICATIONS EQUIPMENT												
RADIO SYSTEMS												
COMPUTERS/ELECTRONIC EQUIPMENT												
SERVERS												
HARDWARE	7	24,000	5	75,700	3	303,300	5	106,000	2	98,600	22	607,600
COMPUTERS			1	19,700	1	15,200	1	13,800			3	48,700
SOFTWARE	1	20,000	1	8,000			2	98,000			4	126,000
OTHER EQUIPMENT												
FITNESS EQUIPMENT	6	35,600	9	41,900	11	38,700	3	18,900			29	135,100
OFFICE EQUIPMENT												
FURNITURE												
PUBLIC SAFETY EQUIP			3	195,000					4	160,500	7	355,500
FACILITIES												
HVAC	18	112,337	1	24,526			3	8,140	1	2,961	23	147,964
FIRE ALARMS	1	43,750	1	31,750	1	45,750					3	121,250
GENERATOR							1	22,000	1	15,000	2	37,000
TOTALS	**43**	**$ 1,120,687**	**41**	**$ 1,862,576**	**33**	**$ 1,446,950**	**27**	**$ 1,601,840**	**13**	**2,307,061**	**157**	**$ 8,339,114**

	2023-24		2024-25		2025-26		2026-27		2027-28		Total	
FUND TOTALS	#	COST	#	COST	#	COST	#	COST	#	COST	#	COST
GENERAL FUND	39	910,687	31	1,067,576	23	709,950	23	1,443,840	11	2,267,061	127	6,399,114
WATER AND SEWER FUND	1	45,000	3	355,000	3	252,000	1	65,000			8	717,000
STORM DRAIN	2	120,000			1	145,000	2	33,000	1		6	298,000
TRAFFIC SAFETY												
CCD	1	45,000	7	440,000	6	340,000	1	60,000	1	40,000	16	925,000
PEG												
TOTALS	**43**	**$ 1,120,687**	**41**	**$ 1,862,576**	**33**	**$ 1,446,950**	**27**	**$ 1,601,840**	**13**	**2,307,061**	**157**	**$ 8,339,114**

	2023-24		2024-25		2025-26		2026-27		2027-28		Total	
FUNDING SOURCE	#	COST	#	COST	#	COST	#	COST	#	COST	#	COST
CERTIFICATES OF OBLIGATION	1	390,000					2	810,000	1	1,750,000	4	2,950,000
TAX NOTES												
EQUIPMENT REPLACEMENT FUND	26	596,087	17	1,271,276	9	708,750	13	564,140	4	313,461	69	3,453,714
CCD FUND	1	45,000	7	440,000	6	340,000	1	60,000	1	40,000	16	925,000
PEG												
OTHER GENERAL FUNDING	15	89,600	17	151,300	18	398,200	11	167,700	7	203,600	68	1,010,400
TOTALS	**43**	**$ 1,120,687**	**41**	**$ 1,862,576**	**33**	**$ 1,446,950**	**27**	**$ 1,601,840**	**13**	**2,307,061**	**157**	**$ 8,339,114**

CITY OF WATAUGA
CAPITAL OUTLAY SUMMARY - Funding Source
FY2024 - FY2028

General Fund

	2023-24		2024-25		2025-26		2026-27		2027-28		Total	
Funding Source	#	COST	#	COST	#	COST	#	COST	#	COST	#	COST
Certificates of Obligation	1	390,000					2	810,000	1	1,750,000	4	2,950,000
Tax Note												
ERF	23	431,087	14	916,276	5	311,750	11	474,140	3	313,461	56	2,446,714
PEG												
Other	15	89,600	17	151,300	18	398,200	10	159,700	7	203,600	67	1,002,400
TOTALS	**39**	**$ 910,687**	**31**	**$ 1,067,576**	**23**	**$ 709,950**	**23**	**$ 1,443,840**	**11**	**$ 2,267,061**	**127**	**$ 6,399,114**

Water & Sewer

	2023-24		2024-25		2025-26		2026-27		2027-28		Total	
Funding Source	#	COST	#	COST	#	COST	#	COST	#	COST	#	COST
Certificates of Obligation												
Tax Note												
ERF	1	45,000	3	355,000	3	252,000	1	65,000			8	717,000
Other												
TOTALS	**1**	**$ 45,000.00**	**3**	**$ 355,000**	**3**	**$ 252,000**	**1**	**$ 65,000**		**$ -**	**8**	**$ 717,000**

Storm Drain

	2023-24		2024-25		2025-26		2026-27		2027-28		Total	
Funding Source	#	COST	#	COST	#	COST	#	COST	#	COST	#	COST
Certificates of Obligation												
Tax Note												
ERF	2	120,000			1	145,000	1	25,000	1		5	290,000
Other							1	8,000			1	8,000
TOTALS	**2**	**$ 120,000**		**$ -**	**1**	**$ 145,000**	**2**	**$ 33,000**	**1**	**$ -**	**6**	**$ 298,000**

Traffic Safety

	2023-24		2024-25		2025-26		2026-27		2027-28		Total	
Funding Source	#	COST	#	COST	#	COST	#	COST	#	COST	#	COST
Certificates of Obligation												
Tax Note												
ERF												
Other												
TOTALS		**$ -**		**$ -**		**$ -**		**$ -**		**$ -**		**$ -**

CCD

	2023-24		2024-25		2025-26		2026-27		2027-28		Total	
Funding Source	#	COST	#	COST	#	COST	#	COST	#	COST	#	COST
Certificates of Obligation												
Tax Note												
ERF												
CCD Fund	1	45,000	7	440,000	6	340,000	1	60,000	1	40,000	16	925,000
Other												
TOTALS	**1**	**$ 45,000.00**	**7**	**$ 440,000**	**6**	**$ 340,000.00**	**1**	**$ 60,000.00**	**1**	**$ 40,000**	**16**	**$ 925,000**

TOTALS	**43**	**$ 1,120,687**	**41**	**$ 1,862,576**	**33**	**$ 1,446,950**	**27**	**$ 1,601,840**	**13**	**$ 2,307,061**	**157**	**$ 8,339,114**

CLASS CODE CHART

CLASS CODE	RELACEMENT THRESHOLD YEAR/MILES OR HOURS	DESCRIPTIONS
EMERGENCY CAR	5 YEAR/100K MILES	MARKED EMERGENCY RESPONDERS
PASSENGER CAR	8 YEAR/120K MILES	CARS NON-EMERGENCY
LT TRK	8 YEAR/120K MILES	LIGHT DUTY PICK-UPS
MED TRK	8 YEAR/150K MILES	MEDIUM DUTY PICK-UPS (DIESEL)
HD TRK	10 YEAR/150K MILES	HEAVY DUTY TRUCKS (DUMP TRUCKS, VACTOR TRUCK)
LT EQUIP	12 YEAR/6K HOURS	LIGHT EQUIPMENT (SMALL TRACTORS, CONCRETE SAWS, CRACK SEALERS, ROLLERS, LIFTS, SANDERS, SKID STEERS)
HD EQUIP	10 YEAR/7K HOURS	HEAVY DUTY EQUIPMENT (LARGE TRACTORS, BACK HOE, LOADERS, MOTOR GRADER, DOZERS, SWEEPER)
MOWERS	6 YEAR/3K HOURS	ZERO TRUNS
ATV	12 YEARS/6K HOURS	GATOR, MULES, HUMVEE
MEDIC	8 YEAR/80K MILES	AMBULANCES
FIRE TRK	10 YEAR FRONT LINE/10 YEAR RESERVE	FIRE TRUCKS (ENGINE, PUMPER, QUINT, RESCUE)
GEN/COM	12 YEAR/6K HOURS	GENERATORS, COMPRESSORS
TRAILERS	8 YEAR MIN	ALL TRAILERS
BOAT	12 YEAR/6K HOURS	BOAT AND MOTORS
MOTORCYCLE	5 YEAR/100K MILES	MOTORCYCLE
PUBLIC SAFETY EQUIP	5 YEAR	BALLISTIC VESTS
PUBLIC SAFETY EQUIP	10 YEAR	DRONE, WEAPONS SYSTEM, NARCOTICS TESTING
FURNITURE	7-10 YEAR	OFFICE, PUBLIC
HVAC	15 YEAR	HEATING, VENTILATION, AIR CONDITIONING
FIRE ALARMS	15-18 YEAR	FACILITIES FIRE ALARMS
FITNESS EQUIPMENT	8-10 YEAR	CARDIO AND WEIGHT

City of Watauga

Capital Outlay

Plan Detailed

List by Year

Sorted by Fund and Department

Water and Sewer Fund

CAPITAL OUTLAY SUMMARY - WATER/SEWER

VEHICLE	ODO	MAKE	MODEL	TYPE	FUND	LIFE EXPECTANCY	REPLACEMENT YEAR	FUNDING SOURCE	ESTIMATED REPLACEMENT COST
811	1175093	FORD	F150	LIGHT DUTY TRUCK	WATER/SEWER	8 YEAR/120K MILES	2023-24	EQUIPMENT REPLACEMENT FUND	$ 45,000
810	1175094	FORD	F150	LIGHT DUTY TRUCK	WATER/SEWER	8 YEAR/120K MILES	2024-25	EQUIPMENT REPLACEMENT FUND	$ 45,000
420	4999	CAT	430E BACKHOE LOADER	EQUIPMENT - HEAVY	WATER/SEWER	10 YEAR/7K HOURS	2024-25	EQUIPMENT REPLACEMENT FUND	$ 170,000
419	43090	INTERNATIONAL	TANDEM DUMP TRUCK	HEAVY DUTY TRUCK	WATER/SEWER	10 YEAR/150K MILES	2024-25	EQUIPMENT REPLACEMENT FUND	$ 140,000
407	32552	INTERNATIONAL	7400 SBA 6X4 DUMP TRUCK	HEAVY DUTY TRUCK	WATER/SEWER	10 YEAR/150K MILES	2025-26	EQUIPMENT REPLACEMENT FUND	$ 140,000
400	22996	FORD	F150 4X4 *	LIGHT DUTY TRUCK	WATER/SEWER	8 YEAR/120K MILES	2025-26	EQUIPMENT REPLACEMENT FUND	$ 56,000
405	28896	FORD	F150 4X4 *	LIGHT DUTY TRUCK	WATER/SEWER	8 YEAR/120K MILES	2025-26	EQUIPMENT REPLACEMENT FUND	$ 56,000
404	3276	FORD	F450 CAMERA	MED DUTY TRUCK	WATER/SEWER	8 YEAR/150K MILES	2026-27	EQUIPMENT REPLACEMENT FUND	$ 65,000

City of Watauga

Capital Outlay Plan

Detailed List by Year

Sorted by Fund and Department

General Fund

CAPITAL OUTLAY SUMMARY - GENERAL FUND

VEHICLE	ODO	MAKE	MODEL	TYPE	DEPARTMENT	FUND	LIFE EXPECTANCY	REPLACEMENT YEAR	FUNDING SOURCE	ESTIMATED REPLACEMENT COST
		SILENT KNIGHT	5700	FIRE ALARM	CITY HALL	GENERAL FUND	15-18 YEAR	2023-24	EQUIPMENT REPLACEMENT FUND	$ 43,750
		COMP AIR MAKO	5000 PSI__ACI 04 E1	EQUIPMENT-LIGHT	FIRE	GENERAL FUND	15 YEAR	2023-24	EQUIPMENT REPLACEMENT FUND	$ 110,000
		TRUE FIT	ELIPTICAL MACHINE	FITNESS EQUIPMENT	FIRE	GENERAL FUND	10 YEAR	2023-24	GENERAL FUND	$ 6,000
		TRUE FIT	TLC1100 TREADMILL	FITNESS EQUIPMENT	FIRE	GENERAL FUND	10 YEAR	2023-24	GENERAL FUND	$ 6,000
55		CONCEPT2 PM3	ROWING MACH	FITNESS EQUIPMENT	RECREATION	GENERAL FUND	8 YEAR	2023-24	GENERAL FUND	$ 3,200
56		CONCEPT2 PM3	ROWING MACH	FITNESS EQUIPMENT	RECREATION	GENERAL FUND	8 YEAR	2023-24	GENERAL FUND	$ 3,200
52		LIFE FITNESS	TREADMILL	FITNESS EQUIPMENT	RECREATION	GENERAL FUND	8 YEAR	2023-24	GENERAL FUND	$ 8,600
67		LIFE FITNESS	TREADMILL	FITNESS EQUIPMENT	RECREATION	GENERAL FUND	8 YEAR	2023-24	GENERAL FUND	$ 8,600
777	52436	FORD	F250	LIGHT DUTY TRUCK	FLEET	GENERAL FUND	8 YEAR/120K MILES	2023-24	EQUIPMENT REPLACEMENT FUND	$ 65,000
6	127185	FORD	FORD F350	AMBULANCE	FIRE	GENERAL FUND	8 YEAR/80K MILES	2023-24	DEBT ISSUANCE 2023	$ 390,000
633	0	TEXAS TRAILER	TRAILER	TRAILERS	PARKS	GENERAL FUND	8 YEAR MIN	2023-24	GENERAL FUND	$ 10,000
69	9,294	HARLEY DAVIDSON	FLHP	MOTORCYCLE	POLICE	GENERAL FUND	5 YEAR	2023-24	EQUIPMENT REPLACEMENT FUND	$ 44,000
		CARRIER	48TMD009-501	8.5 TON	LIBRARY	GENERAL FUND	15 YRS	2023-24	EQUIPMENT REPLACEMENT FUND	$ 10,962
		CARRIER	48TFE004-A-511	3 TON	LIBRARY	GENERAL FUND	15 YRS	2023-24	EQUIPMENT REPLACEMENT FUND	$ 6,761
		LENNOX	TGA120H2BM1Y	10 TON	LIBRARY	GENERAL FUND	15 YRS	2023-24	EQUIPMENT REPLACEMENT FUND	$ 11,595
		CARRIER	48TMD012-A-501	10 TON	LIBRARY	GENERAL FUND	15 YRS	2023-24	EQUIPMENT REPLACEMENT FUND	$ 10,527
		CARRIER	48TFD006-A-511	5 TON	LIBRARY	GENERAL FUND	15 YRS	2023-24	EQUIPMENT REPLACEMENT FUND	$ 7,642
		LENNOX	TGA120H2BM1Y	10 TON	LIBRARY	GENERAL FUND	15 YRS	2023-24	EQUIPMENT REPLACEMENT FUND	$ 11,595
		LENNOX	CB17 -135V-2	10 TON AIR HANDLER	REC CENTER	GENERAL FUND	15 YRS	2023-24	EQUIPMENT REPLACEMENT FUND	$ 3,958
		LENNOX	CB17 -135V-2	10 TON AIR HANDLER	REC CENTER	GENERAL FUND	15 YRS	2023-24	EQUIPMENT REPLACEMENT FUND	$ 3,958
		LENNOX	HS29-120-2Y	10 TON	REC CENTER	GENERAL FUND	15 YRS	2023-24	EQUIPMENT REPLACEMENT FUND	$ 5,136
		LENNOX	CBH17-135V-2	10 TON AIR HANDLER	REC CENTER	GENERAL FUND	15 YRS	2023-24	EQUIPMENT REPLACEMENT FUND	$ 4,041
		LENNOX	HS29-120-2Y	10 TON	REC CENTER	GENERAL FUND	15 YRS	2023-24	EQUIPMENT REPLACEMENT FUND	$ 5,136
		LENNOX	CB17-95V-2	7 TON AIR HANDLER	REC CENTER	GENERAL FUND	15 YRS	2023-24	EQUIPMENT REPLACEMENT FUND	$ 3,556
		LENNOX	CBH17-95V-2	7 TON AIR HANDLER	REC CENTER	GENERAL FUND	15 YRS	2023-24	EQUIPMENT REPLACEMENT FUND	$ 3,556
		LENNOX	CBH17-185-1	20 TON AIR HANDLER	REC CENTER	GENERAL FUND	15 YRS	2023-24	EQUIPMENT REPLACEMENT FUND	$ 5,473
		LENNOX	HS29-180-2Y	20 TON	REC CENTER	GENERAL FUND	15 YRS	2023-24	EQUIPMENT REPLACEMENT FUND	$ 7,150
		LENNOX	CB17-95V-2	7 TON AIR HANDLER	REC CENTER	GENERAL FUND	15 YRS	2023-24	EQUIPMENT REPLACEMENT FUND	$ 3,556
		LENNOX	CB17-95V-2	7 TON AIR HANDLER	REC CENTER	GENERAL FUND	15 YRS	2023-24	EQUIPMENT REPLACEMENT FUND	$ 3,556
		LENNOX	HS29-290-2Y	7 TON	REC CENTER	GENERAL FUND	15 YRS	2023-24	EQUIPMENT REPLACEMENT FUND	$ 4,179
324	29418	FORD	F150 4X4	LIGHT DUTY TRUCK	STREETS	GENERAL FUND	8 YEAR/120K MILES	2023-24	EQUIPMENT REPLACEMENT FUND	$ 56,000
		TRUE FIT	TLC1100 TREADMILL	FITNESS EQUIPMENT	FIRE	GENERAL FUND	10 YEAR	2024-25	GENERAL FUND	$ 6,000
		PHYSIO CONTROL	LP15	PUBLIC SAFETY EQUIP	FIRE	GENERAL FUND	10 YEAR	2024-25	EQUIPMENT REPLACEMENT FUND	$ 65,000
		PHYSIO CONTROL	LP15	PUBLIC SAFETY EQUIP	FIRE	GENERAL FUND	10 YEAR	2024-25	EQUIPMENT REPLACEMENT FUND	$ 65,000
		PHYSIO CONTROL	LP15	PUBLIC SAFETY EQUIP	FIRE	GENERAL FUND	10 YEAR	2024-25	EQUIPMENT REPLACEMENT FUND	$ 65,000
700	42126	FORD	F250	LIGHT DUTY TRUCK	FLEET	GENERAL FUND	8 YEAR/120K MILES	2024-25	EQUIPMENT REPLACEMENT FUND	$ 60,000
634	700	KUBOTA	KX41-3VR1 EXCAVATOR	EQUIPMENT-LIGHT	PARKS	GENERAL FUND	12 YEAR/6K HOURS	2024-25	EQUIPMENT REPLACEMENT FUND	$ 50,000
629	1388	JOHN DEERE	3320H TRACTOR	EQUIPMENT-LIGHT	PARKS	GENERAL FUND	12 YEAR/6K HOURS	2024-25	EQUIPMENT REPLACEMENT FUND	$ 40,000
TL2	0	STAR AMERICA	TRAILER	TRAILERS	POLICE	GENERAL FUND	8 YEAR MIN	2024-25	GENERAL FUND	$ 6,000
201	51633	FORD	F150 4X4	LIGHT DUTY TRUCK	PUBLIC WORKS	GENERAL FUND	8 YEAR/120K MILES	2024-25	EQUIPMENT REPLACEMENT FUND	$ 55,000
207	37281	FORD	F150 4X4	LIGHT DUTY TRUCK	PUBLIC WORKS	GENERAL FUND	8 YEAR/120K MILES	2024-25	EQUIPMENT REPLACEMENT FUND	$ 55,000
77		MATRIX	CABLE CROSS	FITNESS EQUIPMENT	RECREATION	GENERAL FUND	15 YEAR	2024-25	GENERAL FUND	$ 1,200
106		LIFE FITNESS	HIP ADDUCT/ABDUCT	FITNESS EQUIPMENT	RECREATION	GENERAL FUND	10 YEAR	2024-25	GENERAL FUND	$ 2,000
1		LIFE FITNESS	RECUMBENT BIKE	FITNESS EQUIPMENT	RECREATION	GENERAL FUND	8 YEAR	2024-25	GENERAL FUND	$ 4,600
2		LIFE FITNESS	RECUMBENT BIKE	FITNESS EQUIPMENT	RECREATION	GENERAL FUND	8 YEAR	2024-25	GENERAL FUND	$ 4,600
3		LIFE FITNESS	RECUMBENT BIKE	FITNESS EQUIPMENT	RECREATION	GENERAL FUND	8 YEAR	2024-25	GENERAL FUND	$ 4,600
6		LIFE FITNESS	POWERMILL	FITNESS EQUIPMENT	RECREATION	GENERAL FUND	8 YEAR	2024-25	GENERAL FUND	$ 6,300
9		LIFE FITNESS	ELLIPTICAL	FITNESS EQUIPMENT	RECREATION	GENERAL FUND	8 YEAR	2024-25	GENERAL FUND	$ 6,300
10		LIFE FITNESS	ELLIPTICAL	FITNESS EQUIPMENT	RECREATION	GENERAL FUND	8 YEAR	2024-25	GENERAL FUND	$ 6,300

CONTINUED

CAPITAL OUTLAY SUMMARY - GENERAL FUND CONTINUED

VEHICLE	ODO	MAKE	MODEL	TYPE	DEPARTMENT	FUND	LIFE EXPECTANCY	REPLACEMENT YEAR	FUNDING SOURCE	ESTIMATED REPLACEMENT COST
302	78462	FORD	TRUCK	LIGHT DUTY TRUCK	STREETS	GENERAL FUND	8 YEAR/120K MILES	2024-25	EQUIPMENT REPLACEMENT FUND	$ 60,000
304	5792	CAT	430F BACKHOE	EQUIPMENT - HEAVY	STREETS	GENERAL FUND	10 YEAR/7K HOURS	2024-25	EQUIPMENT REPLACEMENT FUND	$ 160,000
305	63168	INTERNATIONAL	7400 SBA DUMP TRUCK	HEAVY DUTY TRUCK	STREETS	GENERAL FUND	10 YEAR/150K MILES	2024-25	EQUIPMENT REPLACEMENT FUND	$ 145,000
324-A	0	HENDERSON	FSP2 SANDER	EQUIPMENT-LIGHT	STREETS	GENERAL FUND	12 YEAR/6K HOURS	2024-25	EQUIPMENT REPLACEMENT FUND	$ 40,000
		AAON	RN-020-8-0-EB0A-12A	20 TON	FIRE DEPT	GENERAL FUND	15 YRS	2024-25	EQUIPMENT REPLACEMENT FUND	$ 24,526
		FIRE LITE	MS5UD	FIRE ALARM	ANIMAL CONTROL	GENERAL FUND	15-18 YEAR	2024-25	EQUIPMENT REPLACEMENT FUND	$ 31,750
NL		Bibliotheca	DVD/Blu-Ray tags & Mobile DLA upgrade	COMPUTER	LIBRARY	GENERAL FUND	5 YEAR	2024-25	GENERAL FUND	$ 19,700
NL		Awe Acquisitions	2 ea. Early Literacy Stations & 2 ea. After School Edge	COMPUTER	LIBRARY	GENERAL FUND	5 YEAR	2025-26	GENERAL FUND	$ 15,200
1300	59988	FORD	CROWN VIC	EMERGENCY CAR	MARSHAL	GENERAL FUND	5 YEAR/100K MILES	2025-26	EQUIPMENT REPLACEMENT FUND	$ 55,000
337	0	LINELAZER	IV3900 PAINT STRIPER	EQUIPMENT-LIGHT	STREETS	GENERAL FUND	12 YEAR/6K HOURS	2025-26	GENERAL FUND	$ 10,000
637	0	BIG TEX	TRAILER	TRAILERS	PUBLIC WORKS	GENERAL FUND	8 YEAR MIN	2025-26	EQUIPMENT REPLACEMENT FUND	$ 20,000
610	914	BOBCAT	T180 TRACKLOADER	EQUIPMENT-LIGHT	PARKS	GENERAL FUND	12 YEAR/6K HOURS	2025-26	EQUIPMENT REPLACEMENT FUND	$ 70,000
618	273	SCAGG	STT61V27CH MOWER	MOWERS	PARKS	GENERAL FUND	6 YEAR/3K HOURS	2025-26	GENERAL FUND	$ 13,000
102	0	STALKER	SPEED SENSOR & TRAILER	TRAILERS	POLICE	GENERAL FUND	12 YEAR/6K HOURS	2025-26	GENERAL FUND	$ 18,000
101		LIFE FITNESS	LEG EXTENSION	FITNESS EQUIPMENT	RECREATION	GENERAL FUND	10 YEAR	2025-26	GENERAL FUND	$ 3,600
102		LIFE FITNESS	SEATED LEG PRESS	FITNESS EQUIPMENT	RECREATION	GENERAL FUND	10 YEAR	2025-26	GENERAL FUND	$ 4,600
103		LIFE FITNESS	LEG CURL	FITNESS EQUIPMENT	RECREATION	GENERAL FUND	10 YEAR	2025-26	GENERAL FUND	$ 3,500
104		LIFE FITNESS	TORSO ROTATION	FITNESS EQUIPMENT	RECREATION	GENERAL FUND	10 YEAR	2025-26	GENERAL FUND	$ 3,500
105		LIFE FITNESS	CHEST PRESS	FITNESS EQUIPMENT	RECREATION	GENERAL FUND	10 YEAR	2025-26	GENERAL FUND	$ 3,500
108		LIFE FITNESS	TRICEPS PRESS	FITNESS EQUIPMENT	RECREATION	GENERAL FUND	10 YEAR	2025-26	GENERAL FUND	$ 3,000
109		LIFE FITNESS	SHOULDER PRESS	FITNESS EQUIPMENT	RECREATION	GENERAL FUND	10 YEAR	2025-26	GENERAL FUND	$ 3,000
110		LIFE FITNESS	ABDOMINAL	FITNESS EQUIPMENT	RECREATION	GENERAL FUND	10 YEAR	2025-26	GENERAL FUND	$ 3,000
111		LIFE FITNESS	PULLDOWN	FITNESS EQUIPMENT	RECREATION	GENERAL FUND	10 YEAR	2025-26	GENERAL FUND	$ 3,500
112		LIFE FITNESS	DUAL ADJUSTABLE PULLEY	FITNESS EQUIPMENT	RECREATION	GENERAL FUND	10 YEAR	2025-26	GENERAL FUND	$ 4,500
113		LIFE FITNESS	SYNRGY 360	FITNESS EQUIPMENT	RECREATION	GENERAL FUND	10 YEAR	2025-26	GENERAL FUND	$ 3,000
		FORD	F550 BUCKET TRUCK	HEAVY DUTY TRUCK	STREETS	GENERAL FUND	8 YEAR/120K MILES	2025-26	EQUIPMENT REPLACEMENT FUND	$ 121,000
		FARADAY	MPC-6000	FIRE ALARM	FIRE STATION	GENERAL FUND	15-18 YEAR	2025-26	EQUIPMENT REPLACEMENT FUND	$ 45,750
11	32535	FORD	EXPEDITION XL	LIGHT DUTY TRUCK	FIRE	GENERAL FUND	8 YEAR/120K MILES	2026-27	EQUIPMENT REPLACEMENT FUND	$ 75,000
12	59450	RAM	RAM 4500	MEDIC	FIRE	GENERAL FUND	8 YEAR/80K MILES	2026-27	DEBT ISSUANCE 2026	$ 400,000
210	14400	FORD	F150 4X4 *	LIGHT DUTY TRUCK	BUILDING OFFICIAL	GENERAL FUND	8 YEAR/120K MILES	2026-27	EQUIPMENT REPLACEMENT FUND	$ 56,000
13	26495	CHEVY	TAHOE SSV 4X4	LIGHT DUTY TRUCK	FIRE	GENERAL FUND	8 YEAR/80K MILES	2026-27	EQUIPMENT REPLACEMENT FUND	$ 75,000
16	25310	RAM	RAM 4500	MEDIC	FIRE	GENERAL FUND	8 YEAR/80K MILES	2026-27	DEBT ISSUANCE 2026	$ 410,000
728	0	GENIE-SCISSOR	AWP-30DC GENERATOR	GEN/COM	FLEET	GENERAL FUND	12 YEAR/6K HOURS	2026-27	EQUIPMENT REPLACEMENT FUND	$ 22,000
NL		PATRON LAPTOPS - (6)	Dell XPS 13 9310	COMPUTER	LIBRARY	GENERAL FUND	5 YEAR	2026-27	GENERAL FUND	$ 13,800
67		Bibliotheca & ELM USA	VARIOUS	COMPUTER	LIBRARY	GENERAL FUND	5-10 YEAR	2026-27	EQUIPMENT REPLACEMENT FUND	$ 77,000
5		LIFE FITNESS	POWERMILL	FITNESS EQUIPMENT	RECREATION	GENERAL FUND	8 YEAR	2026-27	GENERAL FUND	$ 6,300
11		LIFE FITNESS	ELLIPTICAL	FITNESS EQUIPMENT	RECREATION	GENERAL FUND	8 YEAR	2026-27	GENERAL FUND	$ 6,300
12		LIFE FITNESS	ELLIPTICAL	FITNESS EQUIPMENT	RECREATION	GENERAL FUND	8 YEAR	2026-27	GENERAL FUND	$ 6,300
300	22953	FORD	F150 4X4 *	LIGHT DUTY TRUCK	STREETS	GENERAL FUND	8 YEAR/120K MILES	2026-27	EQUIPMENT REPLACEMENT FUND	$ 56,000
311	876	CRAFCO	CRACK SEALER	EQUIPMENT - HEAVY	STREETS	GENERAL FUND	10 YEAR/7K HOURS	2026-27	EQUIPMENT REPLACEMENT FUND	$ 45,000
338	18853	FORD	F250	LIGHT DUTY TRUCK	STREETS	GENERAL FUND	8 YEAR/120K MILES	2026-27	EQUIPMENT REPLACEMENT FUND	$ 60,000
		LENNOX	CBX25UH-024-230-1	INSIDE EVAP A COIL	PARKS	GENERAL FUND	15 YEAR	2026-27	EQUIPMENT REPLACEMENT FUND	$ 3,004
		LENNOX	13ACX-024-230-18	2 TON SPLIT	PARKS	GENERAL FUND	15 YEAR	2026-27	EQUIPMENT REPLACEMENT FUND	$ -
		LENNOX	TZAA-120CA757	10 TON	REC CENTER	GENERAL FUND	15 YEAR	2026-27	EQUIPMENT REPLACEMENT FUND	$ 5,136
7	61735	PIERCE FIRE	FIRE TRUCK	FIRE TRK	FIRE	GENERAL FUND	10 YEAR FRONT LINE/10 YEAR RESERVE	2027-28	DEBT ISSUANCE 2027	$ 1,750,000
NL	N/A	Stryker	Lucas 2.0	PUBLIC SAFETY EQUIP	FIRE	GENERAL FUND	10 YEAR	2027-28	GENERAL FUND	$ 20,000
NL	N/A	Stryker	Lucas 2.0	PUBLIC SAFETY EQUIP	FIRE	GENERAL FUND	10 YEAR	2027-28	GENERAL FUND	$ 20,000
NL	N/A	Covert Armor	BALLESTIC HELMET & VEST	PUBLIC SAFETY EQUIP	FIRE	GENERAL FUND	10 YEAR	2027-28	GENERAL FUND	$ 10,000
NL	N/A	MSA	G1 SCBA Breathing Apparatus	PUBLIC SAFETY EQUIP	FIRE	GENERAL FUND	10 YEAR	2027-28	EQUIPMENT REPLACEMENT FUND	$ 110,500
335	121	WEILER	P385 PAVER	EQUIPMENT - HEAVY	STREETS	GENERAL FUND	10 YEAR/7K HOURS	2027-28	EQUIPMENT REPLACEMENT FUND	$ 200,000
415	338	SULLAIR	185DPQ-JD AIR COMPRESSOR	GEN/COM	STREETS	GENERAL FUND	12 YEAR/6K HOURS	2027-28	GENERAL FUND	$ 15,000
170	8264	FORD	F150	LIGHT DUTY TRUCK	POLICE	GENERAL FUND	8 YEAR/120K MILES	2027-28	GENERAL FUND	$ 40,000
		GIBSON	GBS5M-T30K-A	A COIL	OLD SR CENTER	GENERAL FUND	15 YEAR	2027-28	EQUIPMENT REPLACEMENT FUND	$ 2,961

** Public Works & Library Going Green - Emission Reduction with Incorporating Hybrid &/or Electric Light Duty Trucks/Vehicles.*

TECHNOLOGY CAPITAL OUTLAY PLAN - GENERAL FUND

MAKE	MODEL	TYPE	LOCATION	FUND	REPLACEMENT YEAR	FUNDING SOURCE	ESTIMATED REPLACEMENT COST
SECURITY CAMERA	TRENDNET	HARDWARE	PW	GENERAL FUND	2023-24	GENERAL FUND	$ 1,000
SECURITY CAMERA	TRENDNET	HARDWARE	CITY HALL	GENERAL FUND	2023-24	GENERAL FUND	$ 2,000
SECURITY CAMERA	TRENDNET	HARDWARE	FIRE	GENERAL FUND	2023-24	GENERAL FUND	$ 1,000
SECURITY CAMERA	TRENDNET	HARDWARE	LIBRARY	GENERAL FUND	2023-24	GENERAL FUND	$ 2,000
SECURITY CAMERA	TRENDNET	HARDWARE	POLICE	GENERAL FUND	2023-24	GENERAL FUND	$ 2,000
SECURITY CAMERA	TRENDNET	HARDWARE	CAMERAS	GENERAL FUND	2023-24	GENERAL FUND	$ 9,000
CCURE UPGRADE	CCURE	SOFTWARE	POLICE	GENERAL FUND	2023-24	GENERAL FUND	$ 20,000
CCURE UPGRADE	FARGO	HARDWARE	IT	GENERAL FUND	2023-24	GENERAL FUND	$ 7,000
FIRE MDT - LAPTOPS (11)	DELL	HARDWARE		GENERAL FUND	2024-25	GENERAL FUND	$ 31,000
FIRE MDT - KEYBOARDS	DELL	HARDWARE		GENERAL FUND	2024-25	GENERAL FUND	$ 3,900
SERVER REPLACEMENT	DELL	HARDWARE	FINANCIAL	GENERAL FUND	2024-25	GENERAL FUND	$ 16,500
SERVER REPLACEMENT	DELL	HARDWARE	I.T.	GENERAL FUND	2024-25	GENERAL FUND	$ 16,500
SERVER REPLACEMENT	DELL	HARDWARE	LIBRARY	GENERAL FUND	2024-25	GENERAL FUND	$ 7,800
WINDOW SERVER LICENSE	MICROSOFT	SOFTWARE		GENERAL FUND	2024-25	GENERAL FUND	$ 8,000
NAS - NETWORK ATTACHED STORAGE	TBD	HARDWARE		GENERAL FUND	2025-26	GENERAL FUND	$ 20,000
WORKSTATION REPLACEMENT	DELL	HARDWARE	ALL LOCATIONS	GENERAL FUND	2025-26	GENERAL FUND	$ 276,300
SERVER REPLACEMENT	DELL	HARDWARE		GENERAL FUND	2025-26	GENERAL FUND	$ 7,000
SERVER REPLACEMENT	DELL	HARDWARE	CITY HALL	GENERAL FUND	2026-27	GENERAL FUND	$ 16,500
SERVER REPLACEMENT	DELL	HARDWARE	POLICE	GENERAL FUND	2026-27	GENERAL FUND	$ 7,000
SERVER REPLACEMENT	DELL	HARDWARE	CITY HALL	GENERAL FUND	2026-27	GENERAL FUND	$ 16,500
SERVER REPLACEMENT	DELL	HARDWARE	CITY HALL	GENERAL FUND	2026-27	GENERAL FUND	$ 49,500
SERVER REPLACEMENT	DELL	HARDWARE	POLICE	GENERAL FUND	2026-27	GENERAL FUND	$ 16,500
WINDOW SERVER LICENSE	MICROSOFT	SOFTWARE		GENERAL FUND	2026-27	GENERAL FUND	$ 21,000
POLICE MDT - LAPTOP (16)	TBD	HARDWARE		GENERAL FUND	2027-28	GENERAL FUND	$ 73,000
POLICE MDT - DOCK (16)	TBD	HARDWARE		GENERAL FUND	2027-28	GENERAL FUND	$ 25,600

City of Watauga

Capital Outlay Plan

Detailed List by Year

Sorted by Fund and Department

Crime Control and Prevention District Fund

CAPITAL OUTLAY SUMMARY - CCD FUND

VEHICLE	ODO	MAKE	MODEL	TYPE	FUND	LIFE EXPECTANCY	REPLACEMENT YEAR	FUNDING SOURCE	ESTIMATED REPLACEMENT COST
150	138040	CHEVY	TAHOE	PASSENGER CAR	CCD FUND	8 YEAR/120K MILES	2023-24	CCD FUND	$ 45,000
161	35990	CHEVY	SUBURBAN	PASSENGER CAR	CCD FUND	8 YEAR/120K MILES	2024-25	CCD FUND	$ 40,000
165	57499	CHEVY	TAHOE	EMERGENCY CAR	CCD FUND	5 YEAR/100K MILES	2024-25	CCD FUND	$ 60,000
166	49365	CHEVY	TAHOE	EMERGENCY CAR	CCD FUND	5 YEAR/100K MILES	2024-25	CCD FUND	$ 60,000
167	51364	CHEVY	TAHOE	EMERGENCY CAR	CCD FUND	5 YEAR/100K MILES	2024-25	CCD FUND	$ 60,000
168	38067	CHEVY	TAHOE	EMERGENCY CAR	CCD FUND	5 YEAR/100K MILES	2024-25	CCD FUND	$ 60,000
169	46284	CHEVY	TAHOE	EMERGENCY CAR	CCD FUND	5 YEAR/100K MILES	2024-25	CCD FUND	$ 60,000
176	50500	CHEVY	TAHOE	EMERGENCY CAR	CCD FUND	5 YEAR/100K MILES	2024-25	CCD FUND	$ 100,000
164	81146	FORD	ESCAPE S	PASSENGER CAR	CCD FUND	8 YEAR/120K MILES	2025-26	CCD FUND	$ 40,000
172	42780	CHEVY	TAHOE	EMERGENCY CAR	CCD FUND	5 YEAR/100K MILES	2025-26	CCD FUND	$ 60,000
173	38403	CHEVY	TAHOE	EMERGENCY CAR	CCD FUND	5 YEAR/100K MILES	2025-26	CCD FUND	$ 60,000
174	27071	CHEVY	TAHOE	EMERGENCY CAR	CCD FUND	5 YEAR/100K MILES	2025-26	CCD FUND	$ 60,000
175	37507	CHEVY	TAHOE	EMERGENCY CAR	CCD FUND	5 YEAR/100K MILES	2025-26	CCD FUND	$ 60,000
162	54000	CHEVY	TAHOE	EMERGENCY CAR	CCD FUND	8 YEAR/120K MILES	2025-26	CCD FUND	$ 60,000
177	8570	CHEVY	TAHOE	EMERGENCY CAR	CCD FUND	8 YEAR/120K MILES	2026-27	CCD FUND	$ 60,000
171	40882	CHEVY	TAHOE	EMERGENCY CAR	CCD FUND	8 YEAR/120K MILES	2027-28	CCD FUND	$ 40,000

City of Watauga

Capital Outlay Plan

Detailed List by Year

Sorted by Fund and Department

Storm Drain Fund

CAPITAL OUTLAY SUMMARY - STORM DRAIN

VEHICLE	ODO	MAKE	MODEL	TYPE	FUND	LIFE EXPECTANCY	REPLACEMENT YEAR	FUNDING SOURCE	ESTIMATED REPLACEMENT COST
501	64720	FORD	F350 DUMP BODY - DIESEL	LIGHT DUTY TRUCK	STORM DRAIN	8 YEAR/120K MILES	2023-24	EQUIPMENT REPLACEMENT FUND	$ 80,000
500-A	0	HENDERSON	FSP2 SANDER	EQUIPMENT - LIGHT	STORM DRAIN	12 YEAR/6K HOURS	2023-24	EQUIPMENT REPLACEMENT FUND	$ 40,000
510	58696	INTERNATIONAL	7400 SBA 6X4 DUMP TRUCK	HEAVY DUTY TRUCK	STORM DRAIN	10 YEAR/150K MILES	2025-26	EQUIPMENT REPLACEMENT FUND	$ 145,000
314	20649	JOHN DEERE	TRACTOR	EQUIPMENT - LIGHT	STORM DRAIN	8 YEAR MIN	2026-27	EQUIPMENT REPLACEMENT FUND	$ 25,000
525	1352	SCAG	MOWER	MOWERS	STORM DRAIN	6 YEARS/3K HOURS	2026-27	STORM DRAIN FUND	$ 8,000
310	64814	HOLT CAT	924H FRONT END LOADER	EQUIPMENT - HEAVY	STORM DRAIN	10 YEAR/7K HOURS	2027-28	EQUIPMENT REPLACEMENT FUND	$ -

AGENDA MEMORANDUM

DATE: August 29, 2023

TO: Honorable City Council Members

FROM: Sandra Gibson, Director of Finance

THROUGH: Joshua Jones, City Manager

SUBJECT: Consider action to approve the Monthly Financial Report for the period ending July 31, 2023

BACKGROUND/INFORMATION:

The monthly financial report for the period ending July 31, 2023 is attached for Council review and approval.

FINANCIAL IMPLICATIONS:

N/A

RECOMMENDATION/ACTION DESIRED:

Staff recommends approval of the monthly financial report for the period ending July 31, 2023.

ATTACHMENTS/ SUPPORTING DOCUMENTATION:

1. Council Report - July 2023 to Council September 11, 2023 kr

REVIEWED BY:

Sandra Gibson, Director of Finance	Approved - 9/5/2023
Joshua Jones, City Manager	Approved - 9/5/2023
Linda Proskey, City Secretary	Final Approval - 9/5/2023

Approved as to form for inclusion on Agenda

Monthly Financial Report Fiscal 2022-2023
For the period ending July 31, 2023

Sales Tax

Sales tax receipts from the State Comptroller received in the month of August 2023 (reflecting June 2023 sales receipts) decreased in total to 3% compared to the same time last year. This amount includes prior period adjustments, future period adjustments and audit collections.

Sales Tax Receipts		Jun-23		Jun-22	% change
City 1%	$	351,402	$	362,559	-3.1%
City 1/4% *effective 10/1/2021**	$	87,851	$	90,640	-3.1%
Street Maint 1/4%**	$	-	$	-	0.0%
CCD 1/2%	$	174,556	$	179,731	-2.9%
EDC 1/4%	$	87,851	$	90,640	-3.1%
Totals	$	701,659	$	723,570	-3.0%

**approved by voters May, 2021 for effective date of 10/1/2021*

***abolished January, 2021*

A comparison of May 2023 sales tax receipts for Watauga's and surrounding cities are shown below: These figures do not include Special District sales tax receipts.

SALES TAX RECEIPTS COMPARISONS June 2022 vs. June 2023
RECEIVED FROM COMPTROLLER - AUGUST
FISCAL YEAR 2022-2023

	Sales Tax Receipts for the Month:						
City	June 2023 Sales		June 2022 Sales		$ Change	% Change
Haltom City	$	1,764,437.71	$	1,333,676.45	$ 430,761.26	32.30%
Keller	$	1,610,847.79	$	1,491,496.81	$ 119,350.98	8.00%
Euless	$	2,412,806.15	$	2,306,848.35	$ 105,957.80	4.59%
Southlake	$	3,433,115.49	$	3,382,555.67	$ 50,559.82	1.49%
Richland Hills	$	703,129.08	$	694,336.54	$ 8,792.54	1.27%
Grapevine	$	5,466,094.56	$	5,400,102.25	$ 65,992.31	1.22%
Hurst	$	1,656,924.83	$	1,643,565.45	$ 13,359.38	0.81%
Fort Worth	$	21,052,229.98	$	21,098,110.21	$ (45,880.23)	-0.22%
Bedford	$	1,437,806.13	$	1,445,995.63	$ (8,189.50)	-0.57%
N. Richland Hills	$	1,967,132.69	$	1,986,977.23	$ (19,844.54)	-1.00%
Colleyville	$	735,110.83	$	755,100.43	$ (19,989.60)	-2.65%
Watauga	$	527,103.03	$	543,838.97	$ (16,735.94)	-3.08%
Roanoke	$	1,729,970.66	$	1,960,554.59	$ (230,583.93)	-11.76%
Saginaw	$	735,109.82	$	884,094.40	$ (148,984.58)	-16.85%

Source: State Comptroller
City Collections only - not Special Purpose Districts or Transit

The City will receive the distribution for July 2023 sales tax receipts on September 11, 2023. Sales tax revenues have been estimated for the July reporting period.

Financial Highlights

The City is 83.33% through the fiscal year 2022-2023. Revenue and expenses are reflected in the chart below and details of each fund's revenues and expenditures are attached. For example, the Police Department budget and expenditures are combined for two funds in which expenditures are reported (General Fund and Crime Control). The Consolidated Departmental Budget Report does not include capital outlay or debt service expenditures.

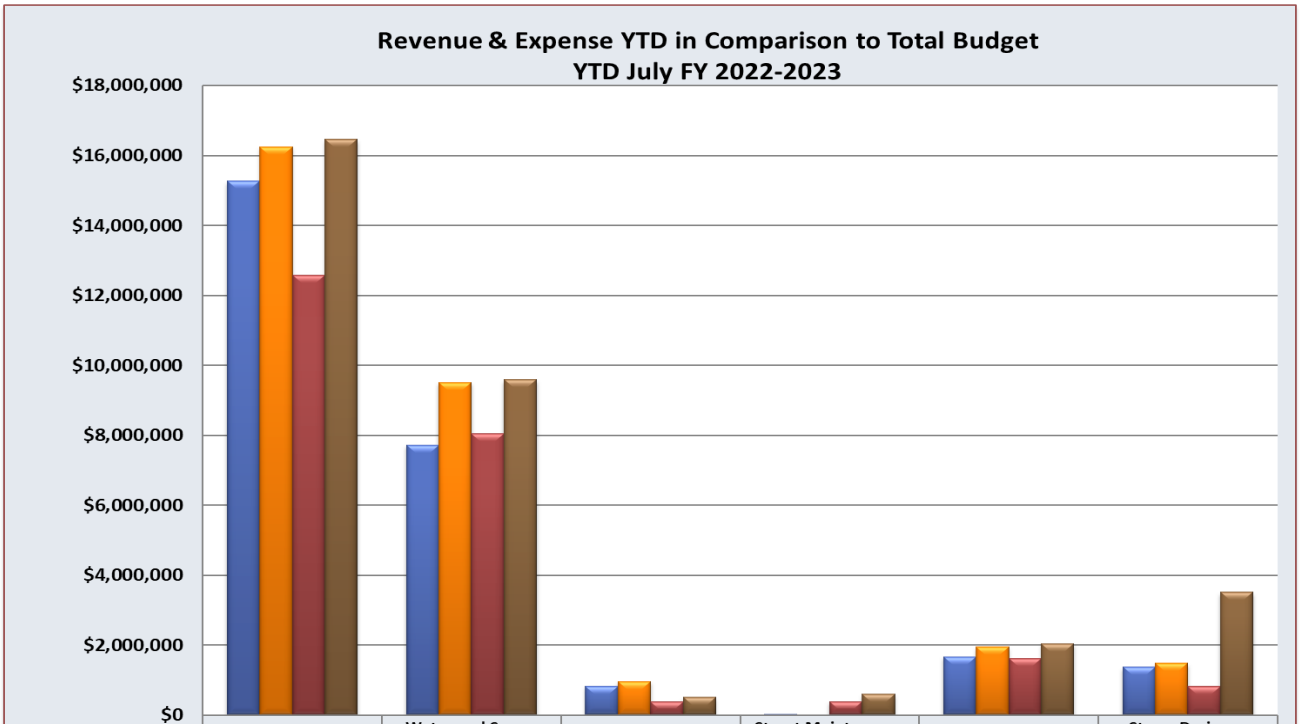

	General Fund - 01	Water and Sewer Fund - 40	EDC-04	Street Maintenance - 14	CCD-18	Storm Drainage Fund - 15
Revenues	$15,263,642	$7,723,222	$836,101	$21,497	$1,676,237	$1,372,955
Revenue Budget	$16,248,120	$9,511,000	$959,500	$-	$1,945,000	$1,482,000
Expenses	$12,586,907	$8,054,136	$393,458	$394,025	$1,620,287	$817,943
Expense Budget	$16,464,895	$9,593,859	$508,750	$595,000	$2,042,650	$3,521,060

General Fund

Revenues – Year-to-date revenues represent 93.9% of the budget collected, or $15,263,642.

Property Tax – As of July 31, 2023, the City has received 102.1% of budgeted property taxes and receipts have reached expectations. The majority of property tax revenues are received in December and January.

Utility Franchise Revenue - The majority of franchise receipts are received on a quarterly basis. The City has received $818,276, or 93.3% in budgeted franchise fee revenues through July 2023. Electric and gas franchise receipts were received in March. Increase in franchise fees can be attributed to the Frontier franchise fee changes made in the last quarter of Fiscal Year 2022.

Sales Tax - Receipts through June 2023 received in August are trending slightly above Fiscal Year 2022 at 1.4%.

Licenses and Permits - License and permit fees are 109.2% of the budget collected with revenue received at $657,922.

Charges for Services - Charges for Services revenues are 90.3% of the budget collected. Charges for services include recreation fees, ambulance services, garbage collection fees and animal adoption fees. This revenue category is up $109,873 or 13.1% in YTD comparison to the same period of prior year.

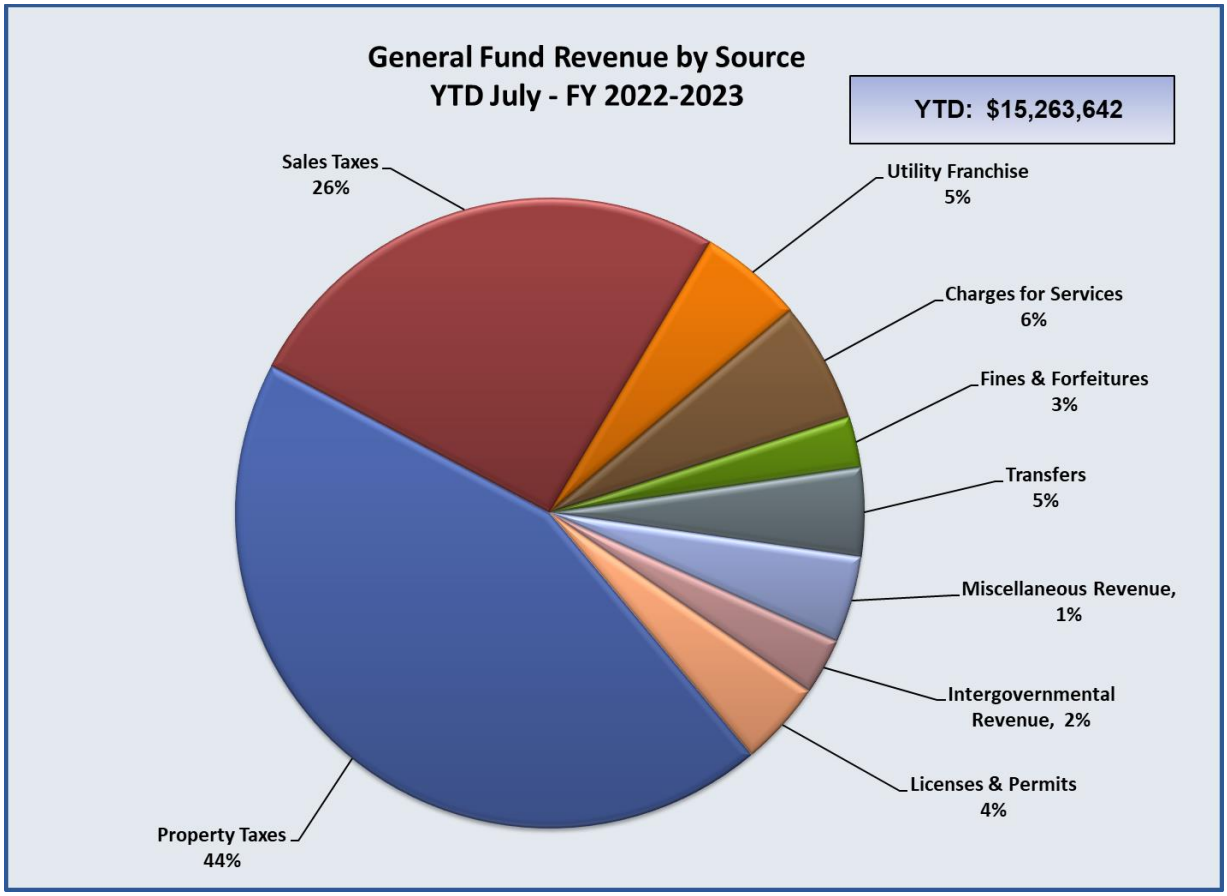

Fines and Forfeitures - Fines and Forfeitures are at 63.7% of budget which is $121,896, or 23.3% lower than last year's collections. Citations issued are trending lower this fiscal year.

Miscellaneous Revenue - Miscellaneous revenues include interest earnings, rental of recreational facilities, bingo, and other revenue. These receipts total $679,875, which is 180.1% of budgeted revenues. Miscellaneous revenue YTD is up $282,170 or 70.9% higher than previous year through the same period due in large part to interest revenue received this fiscal year. Interest income is expected to remain elevated due to the increase in interest yield for the City's investment and money market accounts.

Intergovernmental Revenue and Transfers - Intergovernmental Revenue include transfers from other funds for services the general fund provides and payments in lieu of taxes from the enterprise funds. Currently these revenues are on target with Intergovernmental at 87.4% of budget and Transfers at 84.7% of budget.

Expenses – General fund expenses are at 76.4% of budget expended and total $12,586,907 for the year. Expenditures are 14.2% higher in comparison to the prior year. This is attributable to an increase in transfers to capital projects for street maintenance and increased personnel and operating costs.

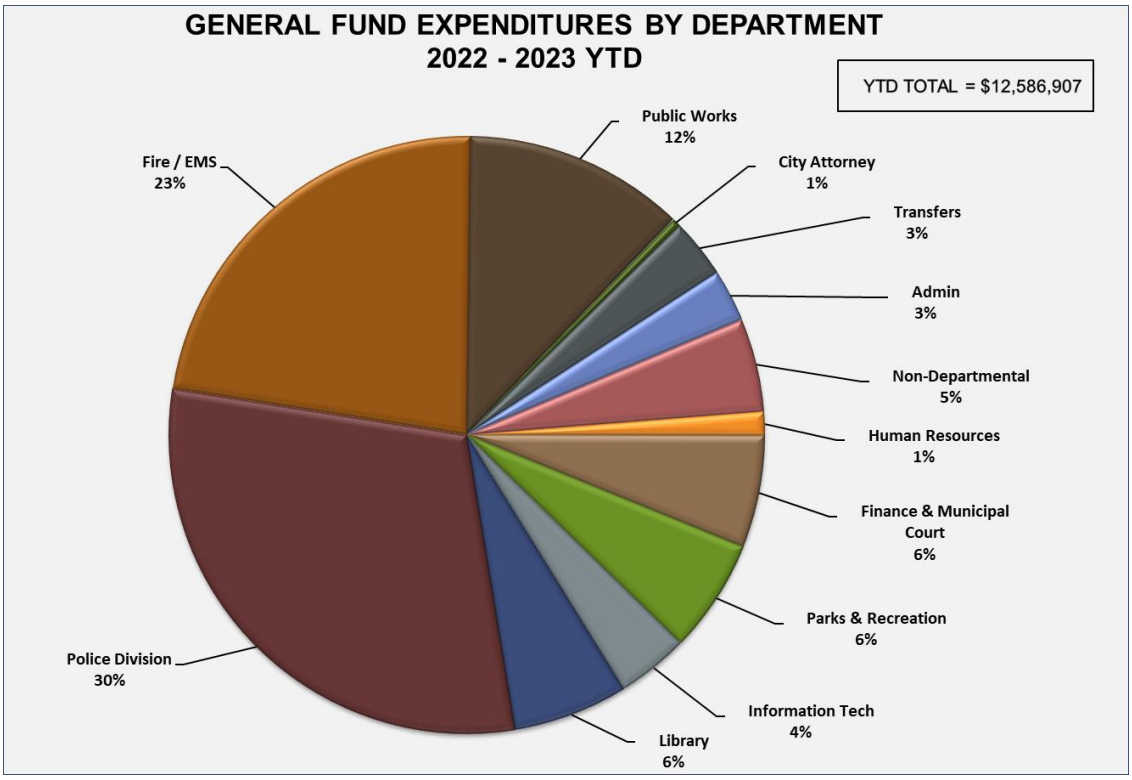

Water and Sewer Fund

Water and sewer revenues are currently at 81.2% of budgeted revenues through July 2023. Water sales are 78.9% of budgeted revenues and wastewater revenues are at 81% of budget. Water consumption varies due to seasonal fluctuations. Water sales are down 4.9% due to lower consumption and wastewater revenues are 1.3% lower than prior

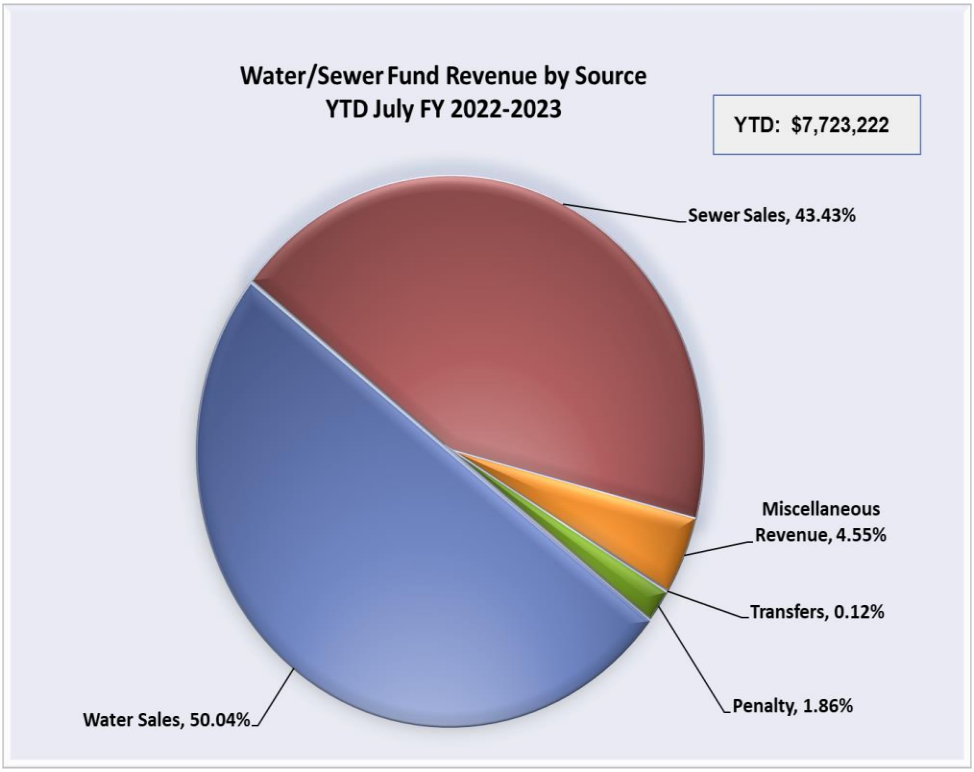

year through July 2023. Interest income has increased significantly from prior year. Total revenues are down 1.54% as compared to last year.

Miscellaneous Sales and Penalties - Miscellaneous sales include penalty revenue, EPA revenue, service charges, returned check fees, and damaged/tampering fees. This category of revenue is 86.5% of budget collected.

Expenses – Year-to-date expenses in the Water/Sewer fund are 84% of budget. Transfers to debt service are at 95.1% of budget due to payments processed February 1, 2023, and August 1, 2023. Wastewater treatment costs are trending higher this year

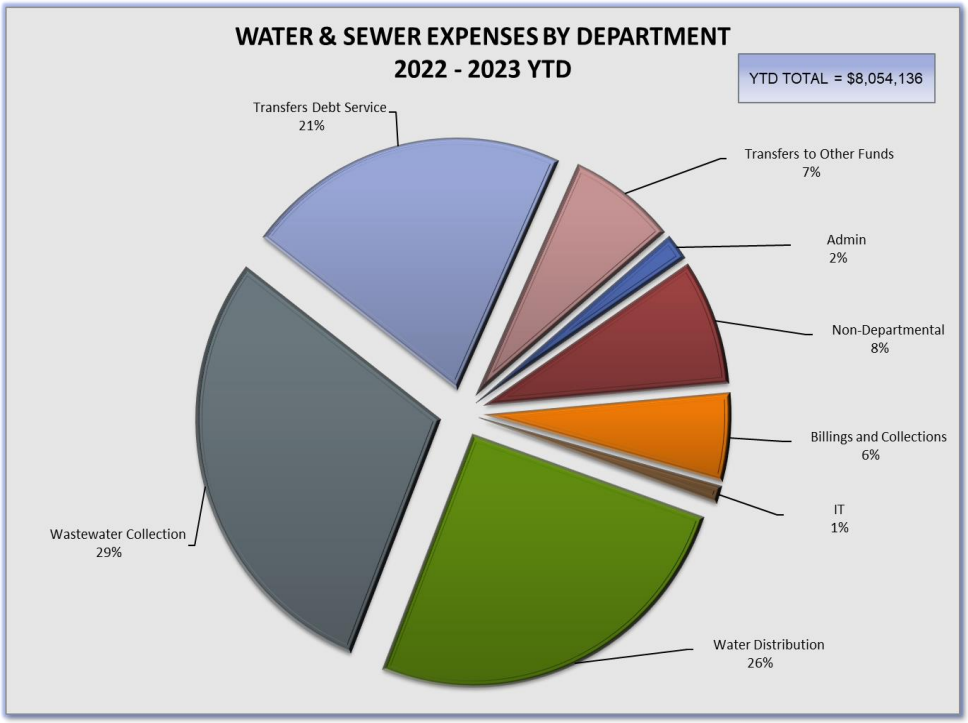

by 7.97% due to a higher wastewater volume treated in comparison to last fiscal year and increased rates from Ft. Worth in FY2023.

Storm Drain Fund – Revenues are on target and represent 92.6% of budget collected. Expenses are at 23.2% of budget in this fund through July 2023. Capital projects budgeted in FY2022-2023 include Whitley Road and other storm drain improvements.

Special Revenue Funds

- **Street Maintenance Fund** expenses are at 66.2% of budget. Projects are being funded using reserves. Interest revenue allocated to this fund totals $21,497 through July 2023.
- **Crime Control and Prevention District** revenues collected are at 86.2% of budget and expenditures are at 79.3% of budget.
- **Economic Development Corporation Fund** has collected 87.1% of sales tax revenues and expenditures are at 77.3% of budget expended through July 2023.

Grant Fund

The American Rescue Plan Act Fiscal Recovery Spending Plan update is provided below. The adopted budget is $6.072 million, of which $2.047 million has been spent through July 31, 2023, and the remaining $3.655 million is unobligated.

The majority of the unobligated funds (81%) are infrastructure projects. Request for Proposals (RFPs) have been completed for the Park Vista Stormwater and the Lead Pipe ID projects. Both projects will be presented to Council in the near future.

American Rescue Plan Act Fiscal Recovery Spending Plan

March 1, 2021 to December 31, 2026		BUDGET	AMOUNT EXPENDED	AMOUNT ENCUMBERED NOT SPENT
Grant Distribution (Revenues)				
	Grant Funds August, 2021 (received)	$ 3,033,024		
	Additional Allocation March, 2022 (received)	$ 5,994		
	Grant Funds September 2022 (received)	$ 3,039,018		
	TOTAL ALLOCATION	$ 6,078,036		
Proposed Programs/Expenditures	**Project Overview and Identified Need**			
Category: Infrastructure				
1. Water and Wastewater Projects	Provides additional funding for projects (group 3 in City's CIP) for Summertime Lane paving, drainage, water and sanitary sewer improvements. (Funding covers anticipated inflationary gap to complete project)	$ 1,308,410	$ -	$ -
2. Park Vista Stormwater Rehabilitation	Program to extend culvert within Park Vista Park and better manage stormwater	$ 807,520	$ -	$ -
3. Lead Pipe Identification	Funding to locate and identify water service pipe materials througout the City.	$ 800,000	$ -	$ -
	Infrastructure Total	$ 2,915,930	$ -	$ -
Category: Personnel				
1. Restoring postions	Restores unfunded positions - Parks & Rec (5), Public Works (2)	$ 558,100	$ 176,353	$ -
2. Leave bank liability reduction	Addresses budgetary issue and supports leave reduction plan	$ 1,334,400	$ 1,333,178	$ -
3. Appreciation Pay	Funding to assist with retention of staff issue in order to provide continued services to citizens.	$ 375,000	$ 374,700	$ -
4. Position Funding	Provides funding for 1/2 Finance Grant position to manage ARPA Grant and Human Resources position to manage additional reporting requirements and HR duties.	$ 231,000	$ 71,460	$ -
5. Police Special Unit Program	Funding to provide additional development opportunities to police officers to help with retention. Program provides funding for officers being equipped and trained on Special Weapons and Tactics Team (SWAT).	$ 60,000		$ -
6 Recruitment and retention incentives	Addresses recruitment issues for various departments	$ 51,544	$ -	$ -
	Personnel Total	$ 2,610,044	$ 1,955,690	$ -
Category: Equipment				
1. Public Works Generator	Replace and upgrade existing backup generator and build housing for weather protection	$ 300,000		$ 285,121
2. Personal Protective Equipment	Personal Protective Equipment for Fire Personnel to better equip and protect emergency service workers	$ 115,475	$ 35,136	$ 80,314
3. Remote Access Devices	Provides for additional devices for checkout/remote devices	$ 10,500	$ 10,328	$ -
	Equipment Total	$ 425,975	$ 45,464	$ 365,435
Category: Supplies/Contractual Services				
1, Cybersecurity enhancements/software	Enhanced protection of City network	$ 69,200	$ 23,791	$ -
2. Single Audit and software for grant compliance	Grant Compliance tools	$ 32,750	$ 17,750	
3. Municipal Court Software Enhancements	Software to enhance efficiency in court operations	$ 15,375	$ 2,712	$ 3,750
4. City Wide sanitizer stations	City wide placement of sanitizer stations to reduce transmission of virus	$ 2,768	$ 2,450	
	Supplies/Services Total	$ 120,093	$ 46,703	$ 3,750
		BUDGET	EXPENDED	ENCUMBERED
	TOTALS	$ 6,072,042	$ 2,047,856.66	$ 369,185.00
	REMAINING FUNDS		$ 4,024,185.25	$3,655,000.25
			NOT EXPENDED	UNOBLIGATED
				60%

Fund Detail Report

JULY 2023

CITY OF WATAUGA
BUDGET TO ACTUAL COMPARISON
FISCAL YEAR 2023
For the period ending: July 31, 2023 (4th FY Qtr.)

GENERAL FUND - 01

REVENUE:	ORIGINAL BUDGET	7/31/2023 YTD ACTUAL	% USED	% REMAINING	7/31/2022 YTD ACTUAL	$ CHG 23 vs 22	% CHG 23 vs 22
TAXES							
AD VALOREM	6,512,220	6,645,859	102.05%	-2.05%	6,367,910	277,949	4.36%
Delinquent	30,000	11,949	39.83%	60.17%	26,692	(14,742)	-55.23%
Penalty & Interest	29,500	34,846	118.12%	-18.12%	30,781	4,065	13.21%
SALES TAX	4,820,000	3,934,954	81.64%	18.36%	3,880,835	54,118	1.39%
UTILITY FRANCHISE	877,500	818,276	93.25%	6.75%	721,654	96,622	13.39%
LICENSES & PERMITS	602,300	657,922	109.23%	-9.23%	571,489	86,433	15.12%
INTERGOVERNMENTAL REVENUE	503,000	439,720	87.42%	12.58%	451,975	(12,255)	-2.71%
CHARGES FOR SERVICES	1,047,500	945,826	90.29%	9.71%	835,953	109,873	13.14%
FINES & FORFEITURES	630,600	401,595	63.68%	36.32%	523,491	(121,896)	-23.29%
MISCELLANEOUS INCOME	377,500	679,875	180.10%	-80.10%	397,705	282,170	70.95%
OPERATING TRANSFERS IN	818,000	692,819	84.70%	15.30%	694,680	(1,861)	-0.27%
TOTAL REVENUE	**$16,248,120**	**$15,263,642**	**93.94%**	**6.06%**	**$14,503,165**	**$760,477**	**5.24%**
ADMINISTRATION	478,230	358,615	74.99%	25.01%	242,982	115,634	47.59%
HUMAN RESOURCES	222,600	162,260	72.89%	27.11%	165,339	(3,078)	-1.86%
BUILDINGS - PW	1,042,300	674,972	64.76%	35.24%	579,484	95,488	16.48%
FINANCE	584,810	446,549	76.36%	23.64%	444,970	1,579	0.35%
MUNICIPAL COURT - FIN	424,960	318,860	75.03%	24.97%	290,437	28,423	9.79%
DEVELOPMENTAL SERVICES - PW	223,510	165,877	74.21%	25.79%	131,098	34,780	26.53%
LIBRARY	1,077,200	782,116	72.61%	27.39%	660,250	121,866	18.46%
PARKS AND RECREATION	1,024,740	773,446	75.48%	24.52%	612,259	161,187	26.33%
POLICE	4,673,400	3,787,048	81.03%	18.97%	3,708,571	78,477	2.12%
FIRE/EMS	3,742,380	2,857,146	76.35%	23.65%	2,456,695	400,451	16.30%
PUBLIC WORKS - STREETS	653,380	466,459	71.39%	28.61%	332,588	133,871	40.25%
FLEET MANAGEMENT - PW	324,250	198,092	61.09%	38.91%	167,141	30,951	18.52%
NON-DEPARTMENTAL	782,375	638,366	81.59%	18.41%	570,598	67,768	11.88%
INFORMATION TECHNOLOGY	615,760	493,120	80.08%	19.92%	404,044	89,076	22.05%
ECONOMIC DEVELOPMENT	-	-	0.00%	0.00%	-	-	0.00%
CITY ATTORNEY	110,000	59,812	54.37%	45.63%	78,346	(18,534)	-23.66%
TRANSFERS TO OTHER FUNDS	485,000	404,167	83.33%	16.67%	179,167	225,000	125.58%
TOTAL EXPENDITURES	**$16,464,895**	**$12,586,907**	**76.45%**	**23.55%**	**$11,023,967**	**$1,562,939**	**14.18%**
EXCESS REVENUE OVER (UNDER) EXPENDITURES	**($216,775)**	**$2,676,735**			**$3,479,197**	**($802,463)**	

CITY OF WATAUGA
BUDGET TO ACTUAL COMPARISON
FISCAL YEAR 2023
For the period ending: July 31, 2023 (4th FY Qtr.)

DEBT SERVICE FUND - 03

REVENUE:	CURRENT BUDGET	7/31/2023 YTD ACTUAL	% USED	% REMAINING	7/31/2022 YTD ACTUAL	$ CHG 23 vs 22	% CHG 23 vs 22
TAXES							
AD VALOREM	3,400,000	3,453,946	101.59%	-1.59%	2,978,332	475,614	15.97%
Delinquent	11,000	5,589	50.81%	49.19%	11,990	(6,401)	-53.39%
Penalty & Interest	11,000	15,583	141.66%	-41.66%	11,887	3,696	31.10%
INTEREST EARNINGS	2,000	33,094	1654.68%	-1554.68%	2,986	30,108	1008.38%
OTHER FINANCING SOURCES	-	0	-	-	0	0	-
OPERATING TRANSFERS IN	153,200	127,667	83.33%	16.67%	122,565	5,102	4.16%
TOTAL REVENUE	**$3,577,200**	**$3,635,878**	**101.64%**	**-1.64%**	**$3,127,759**	**$508,119**	**16.25%**
Contractual & Sundry	3,617,348	**3,615,611**	99.95%	0.05%	**3,140,653**	474,958	0.00%
TOTAL EXPENDITURES	**$3,617,348**	**$3,615,611**	**99.95%**	**0.05%**	**3,140,653**	**$474,958**	**0.00%**
EXCESS REVENUE OVER (UNDER) EXPENDITURES	**($40,148)**	**$20,266**			**($12,894)**	**$33,160**	

CITY OF WATAUGA
BUDGET TO ACTUAL COMPARISON
FISCAL YEAR 2023
For the period ending: July 31, 2023 (4th FY Qtr.)

WATER & SEWER - 40

REVENUE:	CURRENT BUDGET	7/31/2023 YTD ACTUAL	% USED	% REMAINING	7/31/2022 YTD ACTUAL	$ CHG 23 vs 22	% CHG 23 vs 22
WATER SALES	4,900,000	3,864,623	78.87%	21.13%	4,063,826	(199,203)	-4.90%
SEWER SALES	4,140,000	3,354,166	81.02%	18.98%	3,398,332	(44,165)	-1.30%
MISCELLANEOUS	276,000	238,667	86.47%	13.53%	234,024	4,643	1.98%
PENALTY	175,000	143,982	82.28%	17.72%	134,430	9,552	7.11%
INTEREST	10,000	93,847	938.47%	-838.47%	11,366	82,481	725.67%
TRANSFERS	10,000	8,986	89.86%	10.14%	611	8,376	1371.71%
TAP FEES	-	18,950	-	-	1,825	17,125	0.00%
SALE OF ASSETS	-	-	-	-	-	-	-
TOTAL REVENUE	**$9,511,000**	**$7,723,222**	**81.20%**	**18.80%**	**$7,844,414**	**($121,192)**	**-1.54%**
ADMINISTRATIVE	170,100	133,546	78.51%	21.49%	111,132	22,414	20.17%
NON-DEPARTMENTAL	745,280	649,549	87.15%	12.85%	632,002	17,547	2.78%
BILLING & COLLECTIONS	585,760	452,978	77.33%	22.67%	422,353	30,625	7.25%
MGT. INFO SYSTEMS	112,990	87,830	77.73%	22.27%	65,745	22,085	33.59%
WATER DISTRIBUTION	2,818,615	2,067,063	73.34%	26.66%	2,219,934	(152,871)	-6.89%
WASTEWATER COLLECTION	2,745,114	2,366,529	86.21%	13.79%	2,191,836	174,693	7.97%
TRANSFERS	2,416,000	2,296,640	95.06%	4.94%	2,362,090	(65,450)	-2.77%
TOTAL EXPENDITURES	**9,593,859**	**8,054,136**	**83.95%**	**16.05%**	**8,005,092**	**$49,044**	**0.61%**
EXCESS REVENUE OVER (UNDER) EXPENDITURES	**($82,859)**	**($330,914)**			**($160,678)**	**($170,236)**	

CITY OF WATAUGA
BUDGET TO ACTUAL COMPARISON
FISCAL YEAR 2023
For the period ending: July 31, 2023 (4th FY Qtr.)

STORM DRAIN FUND - 15

REVENUE:	CURRENT BUDGET	7/31/2023 YTD ACTUAL	% USED	% REMAINING	7/31/2022 YTD ACTUAL	$ CHG 23 vs 22	% CHG 23 vs 22
USERS FEE	1,480,000	1,236,474	83.55%	16.45%	1,233,536	2,938	0.24%
OTHER REVENUE	-	-	-	-	-	-	-
INTEREST INCOME	2,000	136,481	6824.04%	-6724.04%	12,620	123,861	981.46%
TOTAL REVENUE	**$1,482,000**	**$1,372,955**	**92.64%**	**7.36%**	**$1,246,156**	**$126,799**	**10.18%**
PERSONNEL	468,500	309,847	66.14%	33.86%	$274,221	35,626	12.99%
SUPPLIES	37,400	13,265	35.47%	64.53%	$14,601	(1,336)	-9.15%
MAINTENANCE	37,000	18,242	49.30%	50.70%	$8,251	9,992	121.10%
CONTRACTUAL & SUNDRY	198,500	225,244	113.47%	-13.47%	$121,330	103,914	85.65%
CAPITAL	2,706,160	189,672	7.01%	92.99%	$164,548	25,124	15.27%
TRANSFERS TO OTHER FUNDS	73,500	61,673	83.91%	16.09%	$61,676	(3)	0.00%
TOTAL EXPENDITURES	**$3,521,060**	**$817,943**	**23.23%**	**76.77%**	**$644,626**	**$173,317**	**26.89%**
EXCESS REVENUE OVER (UNDER) EXPENDITURES	**($2,039,060)**	**$555,012**			**$601,530**	**($46,518)**	

CITY OF WATAUGA
BUDGET TO ACTUAL COMPARISON
FISCAL YEAR 2023
For the period ending: July 31, 2023 (4th FY Qtr.)

CRIME CONTROL DISTRICT - 18

REVENUE:	ORIGINAL BUDGET	7/31/2023 YTD ACTUAL	% USED	% REMAINING	7/31/2022 YTD ACTUAL	$ CHG 23 vs 22	% CHG 23 vs 22
SALES TAX	1,875,000	1,563,320	83.38%	16.62%	1,525,164	38,156	2.50%
INTEREST EARNING/OTHER	70,000	112,917	161.31%	-61.31%	68,574	44,344	64.67%
TRANSFERS	-	-	-	-	-	-	-
TOTAL REVENUE	**$1,945,000**	**$1,676,237**	**86.18%**	**13.82%**	**$1,593,738**	**$82,499**	**5.18%**
PERSONNEL SERVICES	1,204,800	937,488	77.81%	22.19%	$838,905	98,583	11.75%
SUPPLIES	175,600	114,422	65.16%	34.84%	$128,452	(14,029)	-10.92%
MAINTENANCE	264,200	217,891	82.47%	17.53%	$105,688	112,203	106.16%
CONTRACTUAL & SUNDRY	209,800	173,902	82.89%	17.11%	$157,772	16,130	10.22%
TRANSFERS	38,000	31,266	82.28%	17.72%	$30,372	894	2.94%
CAPITAL OUTLAY	150,250	145,318	0.00%	0.00%	$0	145,318	0.00%
TOTAL EXPENDITURES	**2,042,650**	**1,620,287**	**79.32%**	**20.68%**	**$1,261,189**	**$359,099**	**28.47%**
EXCESS REVENUE OVER (UNDER) EXPENDITURES	**($97,650)**	**$55,950**			**$332,549**	**($276,599)**	

CITY OF WATAUGA
BUDGET TO ACTUAL COMPARISON
FISCAL YEAR 2023
For the period ending July 31, 2023 (4th FY Qtr.)

STREET MAINTENANCE FUND - 14

REVENUE:	ORIGINAL BUDGET	7/31/2023 YTD ACTUAL	% USED	% REMAINING	7/31/2022 YTD ACTUAL	$ CHG 23 vs 22	% CHG 23 vs 22
SALES TAX	-	-	-	-	-	-	-
INTEREST EARNINGS	-	21,497	0.00%	0.00%	3,781	17,716	468.55%
INTEREST/ESCROW	-	-	-	-	-	-	-
CONTRIBUTIONS/OTHER	-	-	-	-	-	-	-
TOTAL REVENUE	**$0**	**$21,497**	**0.00%**	**0.00%**	**3,781**	**$17,716**	**468.55%**
MAINTENANCE	185,000	54,448	29.43%	70.57%	59,218	(4,770)	-8.05%
CONTRACTUAL & SUNDRY	10,000	3,665	36.65%	63.35%	3,875	(210)	-5.42%
CAPITAL OUTLAY	400,000	335,912	83.98%	16.02%	704,619	(368,707)	-52.33%
TOTAL EXPENDITURES	**$595,000**	**$394,025**	**66.22%**	**33.78%**	**$767,712**	**($373,687)**	**-48.68%**
EXCESS REVENUE OVER (UNDER) EXPENDITURES	**($595,000)**	**($372,528)**			**-$763,931**	**$391,403**	

CITY OF WATAUGA
BUDGET TO ACTUAL COMPARISON
FISCAL YEAR 2023
For the period ending: July 31, 2023 (4th FY Qtr.)

WATAUGA ECONOMIC DEVELOPMENT CORP - 04

REVENUE:	CURRENT BUDGET	7/31/2023 YTD ACTUAL	% USED	% REMAINING	7/31/2022 YTD ACTUAL	$ CHG 23 vs 22	% CHG 23 vs 22
SALES TAX	952,000	779,524	81.88%	18.12%	768,367	11,157	1.45%
INTEREST EARNINGS	2,500	54,265	2170.58%	-2070.58%	6,048	48,216	797.21%
INTEREST/ESCROW	-	-	-	-	-	-	-
CONTRIBUTIONS/OTHER	5,000	2,313	46.25%	53.75%	-	2,312.50	-
TOTAL REVENUE	**$959,500**	**$836,101**	**87.14%**	**12.86%**	**$774,415**	**$61,686**	**7.97%**
PERSONNEL SERVICES	-	-	0.00%	0.00%	-	-	0.00%
NON-DEPARTMENTAL	-	-	0.00%	0.00%	-	-	0.00%
SUPPLIES	900	36	3.98%	96.02%	(13)	48	0.00%
MAINTENANCE	2,000	-	0.00%	100.00%	-	-	0.00%
CONTRACTUAL & SUNDRY	84,950	43,672	51.41%	48.59%	64,486	(20,814)	-32.28%
TRANSFERS	419,700	349,750	83.33%	16.67%	334,898	14,852	4.43%
CAPITAL OUTLAY	1,200	-	0.00%	100.00%	-	-	0.00%
TOTAL EXPENDITURES	**$508,750**	**$393,458**	**77.34%**	**22.66%**	**$399,372**	**($5,914)**	**-1.48%**
EXCESS REVENUE OVER (UNDER) EXPENDITURES	**$450,750**	**$442,643**			**$375,043**	**$67,600**	

DEPARTMENTAL CONSOLIDATED REPORT

JULY 2023

Group Summary

Department	Original Total Budget	Current Total Budget	Period Activity	Fiscal Activity	Encumbrances	Variance Favorable (Unfavorable)	Percent Remaining
010 - CITY SECRETARY OFFICE	369050.00	369,050.00	25,106.75	276,313.60	1,502.40	91,234.00	24.72 %
011 - HUMAN RESOURCES	222600.00	222,600.00	15,528.47	162,260.46	11,438.10	48,901.44	21.97 %
013 - DEVELOPMENT SERVICES DIVISION	223510.00	223,510.00	15,144.69	165,877.38	1,687.05	55,945.57	25.03 %
015 - CITY MANAGER	279280.00	279,280.00	22,027.58	215,848.30	0.00	63,431.70	22.71 %
016 - BUSINESS RETENTION/EDC	8650.00	8,650.00	0.00	3,384.42	273.50	4,992.08	57.71 %
017 - BUSINESS ATTRACTION/EDC	24200.00	24,200.00	0.00	20,613.50	0.00	3,586.50	14.82 %
018 - GENERAL ADMINISTRATION/EDC	56200.00	56,200.00	250.00	19,710.02	1,232.43	35,257.55	62.74 %
020 - NON-DEPARTMENTAL	1647760.00	1,647,760.00	85,561.98	1,366,969.40	12,644.78	268,145.82	16.27 %
021 - CITY ATTORNEY	110000.00	110,000.00	4,522.23	59,812.15	0.00	50,187.85	45.63 %
030 - MUNICIPAL COURT DIVISION	424960.00	424,960.00	26,295.57	318,859.60	75.19	106,025.21	24.95 %
040 - FINANCE	668520.00	668,520.00	37,913.11	490,104.26	8,844.19	169,571.55	25.37 %
045 - BILLING & COLLECTIONS	585760.00	585,760.00	41,406.97	452,978.00	696.99	132,085.01	22.55 %
050 - INFORMATION TECHNOLOGY	728750.00	728,750.00	38,855.33	580,949.98	2,358.75	145,441.27	19.96 %
060 - LIBRARY	1087200.00	1,087,200.00	86,185.73	782,875.33	47,279.27	257,045.40	23.64 %
070 - RECREATION	395710.00	395,710.00	25,307.28	314,061.05	1,087.97	80,560.98	20.36 %
075 - PARKS DEPARTMENT	629030.00	629,030.00	50,876.92	459,384.53	66,821.61	102,823.86	16.35 %
080 - POLICE	6678050.00	6,678,050.00	561,079.52	5,376,069.65	47,291.39	1,254,688.96	18.79 %
085 - FIRE/MIS	3805980.00	3,805,980.00	275,423.34	2,941,778.23	53,453.14	810,748.63	21.30 %
090 - PUBLIC WORKS	1282800.00	1,282,800.00	88,716.33	944,222.06	52,341.86	286,236.08	22.31 %
093 - WATER DISTRIBUTION	2818615.00	2,818,615.00	289,295.89	2,067,063.40	16,610.31	734,941.29	26.07 %
094 - WASTEWATER COLLECTION	2745114.00	2,745,114.00	216,481.42	2,366,529.44	5,193.18	373,391.38	13.60 %
097 - FLEET MAINTENANCE	324250.00	324,250.00	35,275.38	198,092.15	31,141.21	95,016.64	29.30 %
098 - BUILDING MAINTENANCE	1042300.00	1,042,300.00	45,073.34	674,972.38	73,881.17	293,446.45	28.15 %
Report Total:	**26,158,289.00**	**26,158,289.00**	**1,986,327.83**	**20,258,729.29**	**435,854.49**	**5,463,705.22**	**20.89 %**

AGENDA MEMORANDUM

DATE: August 31, 2023

TO: Honorable City Council Members

FROM: Juliet Rodriguez, Human Resources and Civil Service Director

THROUGH: Joshua Jones, City Manager

SUBJECT: Consider action to approve a resolution to adopt the Fiscal Year 2023-24 Classification Plan for all employees

---

BACKGROUND/INFORMATION:

Policy 6.06 of Personnel, Administration and Financial, Policies and Procedures Manual requires that the Human Resources Department maintain the City's classification plan.

General Government Employees (Full Time, Part Time and Seasonal)
A 5% Cost of Living Adjustment (COLA) for employees has been proposed in the FY 2023-24 budget. The proposed Classification Plan for General Government Employees does not include pay adjustments to the existing pay grades.

Proposed changes to the General Government Pay Plan are as follows: (1) the position of Assistant Parks and Community Services Director added a; (2) Recreation Programmer II added by reclassification; (3) the position of Recreation Coordinator added by reclassification (4) PT Pre-School Instructor Added (5) Summer Camp Program positions including Summer Camp Coordinator, Summer Camp Leader and Summer Camp Counselor added (6) the position of Planner I added by reclassification (7) the position of Senior Signs & Signal Technician added for promotional ladder of existing Signs & Signal Technician (8) Job Code correction (9) Change Grade 9-12 to reflect as hourly positions only.

Civil Service Step Plan
The Police and Fire Step Plans were increased by 5% to include the Cost-of-Living Adjustment (COLA) approved in the FY 2023-24 budget.

FINANCIAL IMPLICATIONS:

Provided with the proposed Fiscal Year 2023-24 budget.

RECOMMENDATION/ACTION DESIRED:

The City Administration respectfully requests that the City Council consider action to approve a resolution to adopt the FY 2023-24 Classification Plan for all employees as presented effective October 1, 2023.

ATTACHMENTS/ SUPPORTING DOCUMENTATION:

1. FY2023-24 Classification Plan Resolution
2. Pay Plan Revised 10.01.23 FINAL - Exhibit A

AGENDA MEMORANDUM

3. Pay Plan Revised 10.01.23 Redline - Exhibit B

REVIEWED BY:

Juliet Rodriguez, Human Resources and Civil Service Director	Approved - 9/1/2023
David Berman, City Attorney	Approved - 9/1/2023
Joshua Jones, City Manager	Approved - 9/1/2023
Linda Proskey, City Secretary	Final Approval - 9/1/2023

Approved as to form for inclusion on Agenda

CITY OF WATAUGA, TEXAS
RESOLUTION NO.

A RESOLUTION BY THE CITY COUNCIL OF THE CITY OF WATAUGA, TEXAS AMENDING THE CLASSIFICATION PLAN FOR ALL POSITIONS EFFECTIVE OCTOBER 1, 2023; PROVIDING FOR REPEAL; PROVIDING A SAVINGS CLAUSE; PROVIDING AN EFFECTIVE DATE.

WHEREAS, Article III, Section 3.07(m) of the Home Rule Charter of the City of Watauga, Texas (hereinafter "the City") provides that the City Council fix the salaries and compensation of the city officers and employees, and establish qualifications, rules and standards of and for all employees of the City; and

WHEREAS Policy 6.06 Position Classification and Evaluation of the Watauga Personnel, Administration and Financial Policies and Procedures Manual provides that the Classification Plan shall be approved by the City Council, as amended; and

WHEREAS, the Classification Plan provides for the position title, job code, grade and salary ranges for all employees (full-time, part-time, seasonal) and general government and civil service; and

WHEREAS, the proposed Classification Plan for General Government Employees does not include pay adjustments to the existing pay grades.

WHEREAS, the Police and Fire Step Plans were increased by 5% to include the Cost of Living Adjustment (COLA) approved in the FY2023-24 budget; and

WHEREAS, the General Government Classification Plan was amended as follows 1) the position of Assistant Parks and Community Services Director added a; (2) Recreation Programmer II added by reclassification; (3) the position of Recreation Coordinator added by reclassification

(4) PT Pre-School Instructor Added (5) Summer Camp Program positions including Summer Camp Coordinator, Summer Camp Leader and Summer Camp Counselor added (6) the position of Planner I added by reclassification (7) the position of Senior Signs & Signal Technician added for promotional ladder of existing Signs & Signal Technician (8) Job Code correction (9) Change Grade 9-12 to reflect as hourly positions only.

NOW, THEREFORE, BE IT RESOLVED BY THE CITY COUNCIL OF THE CITY OF WATAUGA, TEXAS AS FOLLOWS:

I.

The City Council of the City of Watauga hereby finds that the statements set forth in the recitals of this Resolution are true and correct and hereby incorporates such recitals as a part of this Resolution.

II.

Fiscal Year 2023-24 Classification Plan as set forth in Exhibit "A" attached hereto and incorporated by reference, is hereby adopted.

III.

This Resolution shall be and is hereby cumulative of all other Resolutions of the City of Watauga, Texas, and this Resolution shall not operate to repeal or affect any such other Resolutions except insofar as the provisions thereof might be inconsistent or in conflict with the provisions of this Resolution, in which event, such conflicting provisions, if any, in such other Resolutions are hereby repealed.

IV.

If any section, sub-section, sentence, clause, or phrase of this Resolution shall for any reason be held to be invalid, such decision shall not affect the validity of the remaining portions of the Resolution.

V.

This Resolution shall become effective and be in full force and effect from and after the date of passage and adoption by the City Council and upon approval thereof by the Mayor and the City of Watauga, Texas.

PASSED AND ADOPTED by the City Council of the City of Watauga, Texas this the 11th day of September 2023.

APPROVED:

_____
ARTHUR L, MINER, Mayor

ATTEST:

_____
LINDA PROSKEY, City Secretary

APPROVED AS TO FORM AND LEGALITY:

_____
DAVID BERMAN, City Attorney
NICHOLS | JACKSON, LLP

CITY OF WATAUGA, TEXAS
CLASSIFICATION PLAN FISCAL YEAR 2023-24
GENERAL GOVERNMENT EMPLOYEES (Full Time, Part Time, Seasonal)

Job Code	Position	FLSA	Grade	Pay Basis	Min	Mid	Max
ADM 00-101	City Manager	E	45	Annual	$129,042	$161,302	$193,563
				Monthly	$10,753	$13,442	$16,130
				Hourly	$62.0393	$77.5492	$93.0590
FD 06-101	Fire Chief	E	42	Annual	$111,471	$139,339	$167,207
PD 05-101	Chief of Police	E		Monthly	$9,289	$11,612	$13,934
PW 13-101	Director of Public Works	E		Hourly	$53.5918	$66.9899	$80.3880
FIN 01-101	Director of Finance	E	40	Annual	$101,108	$126,385	$151,661
IT 02-101	Director of IT and Communications	E		Monthly	$8,426	$10,532	$12,638
HR 00-101	Director of Human Resources and Civil Service	E		Hourly	$48.6094	$60.7618	$72.9142
PCS 04-101	Director of Parks and Community Services	E					
PD 05-124	Assistant Chief of Police	E	37	Annual	$87,341	$109,176	$131,011
FD 06-108	Assistant Fire Chief	E		Monthly	$7,278	$9,098	$10,918
				Hourly	$41.9907	$52.4883	$62.9860
FIN 01-102	Assistant Director of Finance	E	35	Annual	$79,220	$99,026	$118,831
PW 13-118	Assistant Public Works Director/Building Official	E		Monthly	$6,602	$8,252	$9,903
ADM 00-103	City Secretary	E		Hourly	$38.0865	$47.6087	$57.1303
PCS 04-115	Assistant Director of Parks and Community Services	E					
LIB 03-101	Director of Library Services	E					
IT 02-104	Information Technology Manager	E	32	Annual	$68,434	$85,542	$102,650
				Monthly	$5,703	$7,129	$8,554
				Hourly	$32.9008	$41.1260	$49.3512
FBM 08-101	Fleet and Facilities Superintendent	E	31	Annual	$65,175	$81,469	$97,762
PW 07-101	Streets and Drainage Superintendent	E		Monthly	$5,431	$6,789	$8,147
PW 13-102	Utilities Superintendent	E		Hourly	$31.3341	$39.1676	$47.0011
LIB 03-104	Assistant Library Director	E	30	Annual	$59,116	$73,894	$88,673
				Monthly	$4,926	$6,158	$7,389
				Hourly	$28.4209	$35.5262	$42.6314
FIN 01-106	Municipal Court Administrator	E	28	Annual	$56,301	$70,376	$84,451
FIN 11-101	Utility Billing Administrator	E		Monthly	$4,692	$5,865	$7,038
				Hourly	$27.0676	$33.8344	$40.6013
PCS 09-101	Parks Superintendent	E	27	Annual	$53,620	$67,024	$80,429
FIN 01-112	Financial Services Analyst II	E		Monthly	$4,468	$5,585	$6,702
LIB 03-121	Senior Librarian	E		Hourly	$25.7786	$32.2233	$38.6679
PW 13-119	Planner I	E					
PD 05-117	Animal Services Supervisor	E	26	Annual	$51,066	$63,833	$76,599
FIN 11-108	City Marshal	NE		Monthly	$4,256	$5,319	$6,383
ADM 00-108	Economic Development Specialist	E		Hourly	$24.5511	$30.6888	$36.8266
PD 05-129	Grant and Recognition Program Manager	E					
IT 02-105	Media Specialist	NE					
PW 10-101	Storm Drain Supervisor	NE					
PW 07-102	Streets Supervisor	NE					
PW 13-103	Utilities Supervisor	NE					
FIN 01-113	Financial Services Analyst I	E	25	Annual	$48,635	$60,793	$72,952
FBM 08-102	Fleet Supervisor	NE		Monthly	$4,053	$5,066	$6,079
IT 02-103	IT Support Specialist	NE		Hourly	$23.3820	$29.2275	$35.0730
LIB 03-122	Librarian	E					
HR 00-102	Human Resources Generalist	E	24	Annual	$46,319	$57,898	$69,478
PD 05-110	Police Records Supervisor	E		Monthly	$3,860	$4,825	$5,790
PCS 04-114	Recreation Programmer II	E		Hourly	$22.2685	$27.8357	$33.4028
PW 07-105	Combination Building Inspector	NE	23	Annual	$44,113	$55,141	$66,169
PW 07-110	Construction Inspector	NE		Monthly	$3,676	$4,595	$5,514
FIN 11-111	PT - Deputy City Marshal	NE		Hourly	$21.2081	$26.5102	$31.8122
PD 05-131	Executive Administrative Assistant	E	22	Annual	$42,012	$52,515	$63,018
FIN 01-114	Financial Services Technician II	NE		Monthly	$3,501	$4,376	$5,252
FBM 08-105	Mechanic II	NE		Hourly	$20.1982	$25.2478	$30.2973
ADM 00 -107	Assistant to the City Secretary	NE					
PD 05-125	Senior Code Enforcement Officer	NE					
PW 07-120	Senior Signs & Signal Technician	NE					
FIN 11-110	Senior Court Clerk	NE					
LIB 03-106	Library Circulation Supervisor	NE	21	Annual	$40,012	$50,015	$60,018
FIN 01-115	Financial Services Technician I	NE		Monthly	$3,334	$4,168	$5,001
PCS 04-103	Recreation Programmer	NE		Hourly	$19.2364	$24.0455	$28.8546
LIB 03-119	Technical Services Supervisor	NE					
PW 13-110	Water Quality Technician/Operator	NE					

Job Code	Position	FLSA	Grade	Pay Basis	Min	Mid	Max
PD 05-126	Code Enforcement Officer	NE	20	Annual	$38,106	$47,633	$57,160
PW 07-104	Equipment Operator (Public Works)	NE		Monthly	$3,176	$3,969	$4,763
FBM 08-106	Mechanic I	NE		Hourly	$18.3204	$22.9005	$27.4806
PD 05-127	Reserve Police Officer - Part Time (Non Civil Service)	NE					
FD 06-110	Firefighter/Paramedic - Part Time	NE					
FD 06-106	Paramedic Part Time	NE					
PD 05-121	Property Room Technician	NE					
PW 07-111	Signs and Signals Technician	NE					
FIN 01-116	Administrative Assistant	NE	19	Annual	$36,292	$45,365	$54,438
PD 05-118	Animal Control Officer	NE		Monthly	$3,024	$3,780	$4,536
FBM 08-108	Building Maintenance Technician II	NE		Hourly	$17.4480	$21.8100	$26.1720
PCS 09-105	Chemical Applicator/Irrigation Technician	NE					
HR 00-103	Human Resources Coordinator	NE					
FD 06-111	Administrative Assistant - Part Time	NE					
PW 07-109	Permit Technician	NE					
PCS 04-115	Recreation Coordinator	NE					
PW 13-116	Planning & Zoning Coordinator	NE					
PCS 09-102	Parks Maintenance Worker II	NE	18	Annual	$34,564	$43,205	$51,845
PW 07-113	Public Works Maintenance Worker II	NE		Monthly	$2,880	$3,600	$4,320
PCS 04-116	Summer Camp Coordinator	NE		Hourly	$16.6171	$20.7714	$24.9257
FBM 08-103	Building Maintenance Technician I	NE	17	Annual	$32,918	$41,147	$49,377
FIN 01-108	Court Clerk/Juvenile Case Manager	NE		Monthly	$2,743	$3,429	$4,115
PD 05-114	Police Records Clerk	NE		Hourly	$15.8258	$19.7823	$23.7388
FIN 11-103	Utility Billing Representative	NE					
FBM 08-107	Fleet Services Technician	NE	16	Annual	$31,350	$39,188	$47,025
FBM 08-109	Janitorial Services Technician II	NE		Monthly	$2,613	$3,266	$3,919
PCS 09-103	Parks Maintenance Worker I	NE		Hourly	$15.0722	$18.8403	$22.6083
PW 07-114	Public Works Maintenance Worker I	NE					
FIN 11-105	Water Service Field Representative	NE					
LIB 03-123	Library Assistant	NE	15	Annual	$29,857	$37,322	$44,786
FBM 08-104	Janitorial Service Technician	NE		Monthly	$2,488	$3,110	$3,732
PCS 04-119	Recreation Attendant	NE		Hourly	$14.3545	$17.9431	$21.5318
PCS 04-117	Summer Camp Leader	NE		Hourly	$14.3545	$17.9431	$21.5318
LIB 03-124	Library Assistant - Part Time	NE	12	Hourly	$12.4000	$15.5000	$18.5999
FIN 11-109	Court Assistant - Part Time	NE					
LIB 03-116	Summary Library Assistant - PT Seasonal	NE					
PCS 04-118	Summer Camp Counselor	NE					
PCS 04-110	Pre-School Program Instructor - Part Time	NE					
PD 05-119	Kennel Technician - Part Time	NE	10	Hourly	$11.2500	$14.0600	$16.8700
FIN 01-111	Summer Finance Intern	NE					
PW 10-106	Summer Storm Drain Maintenance Worker PT Seasonal	NE					
PCS 09-106	Summer Parks Maintenance Worker	NE					
LIB 03-112	Library Aide - Part Time	NE	9	Hourly	$10.7100	$13.3900	$16.0700
PCS 04-106	Recreation Attendant - Part Time	NE					
LIB 03-115	Summer Library Aide -PT Seasonal	NE					

CITY OF WATAUGA, TEXAS
STEP PLAN - POLICE DEPARTMENT

JOB CODE	POSITION	FLSA	PAY FREQUENCY	PAY STEPS						
				STEP 1	STEP 2	STEP 3	STEP 4	STEP 5	STEP 6	STEP 7
GRADE: CS1										
PD 05-105	Police Officer	NE	Annual	$68,876	$70,943	$73,071	$75,263	$77,521	$79,847	$82,242
			Monthly	$5,740	$5,912	$6,089	$6,272	$6,460	$6,654	$6,854
			Hourly (2080)	$33.1137	$34.1071	$35.1303	$36.1842	$37.2697	$38.3878	$39.5394
			Hourly (2223)	$30.9835	$31.9130	$32.8704	$33.8566	$34.8722	$35.9184	$36.9960
GRADE: CS2										
PD 05-128	Police Corporal	NE	Annual	$86,354	$88,945	$91,613	$94,361			
			Monthly	$7,196	$7,412	$7,634	$7,863			
			Hourly (2080)	$41.5164	$42.7619	$44.0448	$45.3661			
			Hourly (2223)	$38.8458	$40.0111	$41.2115	$42.4478			
GRADE: CS3										
PD 05-103	Police Sergeant	NE	Annual	$99,080	$102,052	$105,114	$108,267			
			Monthly	$8,257	$8,504	$8,759	$9,022			
			Hourly (2080)	$47.6345	$49.0636	$50.5355	$52.0515			
			Hourly (2223)	$44.5703	$45.9074	$47.2847	$48.7032			
GRADE: CS4										
PD 05-102	Police Lieutenant	NE	Annual	$113,681	$117,091	$120,604	$124,222			
			Monthly	$9,473	$9,758	$10,050	$10,352			
			Hourly (2080)	$54.6541	$56.2937	$57.9826	$59.7220			
			Hourly (2223)	$51.1384	$52.6725	$54.2527	$55.8803			

CITY OF WATAUGA, TEXAS
STEP PLAN - FIRE DEPARTMENT

JOB CODE	POSITION	FLSA	PAY FREQUENCY	PAY STEPS						
				STEP 1	STEP 2	STEP 3	STEP 4	STEP 5	STEP 6	STEP 7
GRADE: CS1										
FD 06-112	Firefighter Recruit	NE	Annual	$59,850						
			Monthly	$4,988						
			Hourly (2080)	$28.7740						
			Hourly (2223)	$26.9231						
			Hourly (2920)	$20.4966						
GRADE: CS2										
FD 06-105	Firefighter/Paramedic	NE	Annual	$68,876	$70,943	$73,071	$75,263	$77,521	$79,847	$82,242
			Monthly	$5,740	$5,912	$6,089	$6,272	$6,460	$6,654	$6,854
			Hourly (2080)	$33.1137	$34.1071	$35.1303	$36.1842	$37.2697	$38.3878	$39.5394
			Hourly (2920)	$23.5878	$24.2954	$25.0243	$25.7750	$26.5483	$27.3447	$28.1651
GRADE: CS3										
FD 06-109	Driver/Engineer	NE	Annual	$86,354	$88,945	$91,613	$94,361			
			Monthly	$7,196	$7,412	$7,634	$7,863			
			Hourly (2080)	$41.5164	$42.7619	$44.0448	$45.3661			
			Hourly (2920)	$29.5733	$30.4605	$31.3743	$32.3156			
GRADE: CS4										
FD 06-104	Fire Lieutenant	NE	Annual	$99,080	$102,052	$105,114	$108,267			
			Monthly	$8,257	$8,504	$8,759	$9,022			
			Hourly (2080)	$47.6345	$49.0636	$50.5355	$52.0515			
			Hourly (2920)	$33.9315	$34.9494	$35.9979	$37.0778			
GRADE: CS4										
FD 06-102	Battalion Chief	NE	Annual	$113,680	$117,091	$120,603	$124,222			
	Fire Marshal		Monthly	$9,473	$9,758	$10,050	$10,352			
			Hourly (2080)	$54.6540	$56.2936	$57.9824	$59.7219			
			Hourly (2920)	$38.9316	$40.0996	$41.3026	$42.5416			

Firefighters are not covered under Civil Service until one year of service following dual certification: both Basic Firefighter Certification and Paramedic License.

CITY OF WATAUGA, TEXAS

CLASSIFICATION PLAN FISCAL YEAR ~~2022-23~~ 2023-24

GENERAL GOVERNMENT EMPLOYEES (Full Time, Part Time, Seasonal)

Job Code	Position	FLSA	Grade	Pay Basis	Min	Mid	Max
ADM 00-101	City Manager		45	Annual	$129,042	$161,302	$193,563
				Monthly	$10,753	$13,442	$16,130
				Hourly	$62.0393	$77.5492	$93.0590
FD 06-101	Fire Chief	E	42	Annual	$111,471	$139,339	$167,207
PD 05-101	Chief of Police	E		Monthly	$9,289	$11,612	$13,934
PW 13-101	Director of Public Works	E		Hourly	$53.5918	$66.9899	$80.3880
FIN 01-101	Director of Finance	E	40	Annual	$101,108	$126,385	$151,661
IT 02-101	Director of IT and Communications	E		Monthly	$8,426	$10,532	$12,638
HR 00-101	Director of Human Resources and Civil Service	E		Hourly	$48.6094	$60.7618	$72.9142
PCS 04-101	Director of Parks and Community Services	E					
PD 05-124	Assistant Chief of Police	E	37	Annual	$87,341	$109,176	$131,011
FD 06-108	Assistant Fire Chief	E		Monthly	$7,278	$9,098	$10,918
				Hourly	$41.9907	$52.4883	$62.9860
FIN 01-102	Assistant Director of Finance	E	35	Annual	$79,220	$99,026	$118,831
PW 13-118	Assistant Public Works Director/Building Official	E		Monthly	$6,602	$8,252	$9,903
ADM 00-103	City Secretary	E		Hourly	$38.0865	$47.6087	$57.1303
PCS 04-115	Assistant Director of Parks and Community Services	E					
LIB 03-101	Director of Library Services	E					
IT 02-104	Information Technology Manager	E	32	Annual	$68,434	$85,542	$102,650
				Monthly	$5,703	$7,129	$8,554
				Hourly	$32.9008	$41.1260	$49.3512
FBM 08-101	Fleet and Facilities Superintendent	E	31	Annual	$65,175	$81,469	$97,762
PW 07-101	Streets and Drainage Superintendent	E		Monthly	$5,431	$6,789	$8,147
PW 13-102	Utilities Superintendent	E		Hourly	$31.3341	$39.1676	$47.0011
LIB 03-104	Assistant Library Director	E	30	Annual	$59,116	$73,894	$88,673
				Monthly	$4,926	$6,158	$7,389
				Hourly	$28.4209	$35.5262	$42.6314
FIN 01-106	Municipal Court Administrator	E	28	Annual	$56,301	$70,376	$84,451
FIN 11-101	Utility Billing Administrator	E		Monthly	$4,692	$5,865	$7,038
				Hourly	$27.0676	$33.8344	$40.6013
PCS 09-101	Parks Superintendent	E	27	Annual	$53,620	$67,024	$80,429
FIN 01-112	Financial Services Analyst II	E		Monthly	$4,468	$5,585	$6,702
LIB 03-121	Senior Librarian	E		Hourly	$25.7786	$32.2233	$38.6679
PW 13-119	Planner I	E					
PD 05-117	Animal Services Supervisor	E	26	Annual	$51,066	$63,833	$76,599
FIN 11-108	City Marshal	NE		Monthly	$4,256	$5,319	$6,383
ADM 00-108	Economic Development Specialist	E		Hourly	$24.5511	$30.6888	$36.8266
PD 05-129	Grant and Recognition Program Manager	E					
IT 02-105	Media Specialist	NE					
PW 10-101	Storm Drain Supervisor	NE					
PW 07-102	Streets Supervisor	NE					
PW 13-103	Utilities Supervisor	NE					
FIN 01-113	Financial Services Analyst I	E	25	Annual	$48,635	$60,793	$72,952
FBM 08-102	Fleet Supervisor	NE		Monthly	$4,053	$5,066	$6,079
IT 02-103	IT Support Specialist	NE		Hourly	$23.3820	$29.2275	$35.0730
LIB 03-122	Librarian	E					
HR 00-102	Human Resources Generalist	E	24	Annual	$46,319	$57,898	$69,478
PD 05-110	Police Records Supervisor	E		Monthly	$3,860	$4,825	$5,790
PCS 04-114	Recreation Programmer II	E		Hourly	$22.2685	$27.8357	$33.4028
PW 07-105	Combination Building Inspector	NE	23	Annual	$44,113	$55,141	$66,169
PW 07-110	Construction Inspector	NE		Monthly	$3,676	$4,595	$5,514
FIN 11-111	PT - Deputy City Marshal	NE		Hourly	$21.2081	$26.5102	$31.8122
PD 05-131	Executive Administrative Assistant	E	22	Annual	$42,012	$52,515	$63,018
FIN 01-114	Financial Services Technician II	NE		Monthly	$3,501	$4,376	$5,252
FBM 08-105	Mechanic II	NE		Hourly	$20.1982	$25.2478	$30.2973
ADM 00 -107	Assistant to the City Secretary	NE					
PD 05-125	Senior Code Enforcement Officer	NE					
PW 07-120	Senior Signs & Signal Technician	NE					
FIN 11-110	Senior Court Clerk	NE					
LIB 03-106	Library Circulation Supervisor	NE	21	Annual	$40,012	$50,015	$60,018
FIN 01-115	Financial Services Technician I	NE		Monthly	$3,334	$4,168	$5,001
PCS 04-103	Recreation Programmer	NE		Hourly	$19.2364	$24.0455	$28.8546
LIB 03-119	Technical Services Supervisor	NE					
PW 13-110	Water Quality Technician/Operator	NE					

Job Code	Position	FLSA	Grade	Pay Basis	Min	Mid	Max
PD 05-126	Code Enforcement Officer	NE	20	Annual	$38,106	$47,633	$57,160
PW 07-104	Equipment Operator (Public Works)	NE		Monthly	$3,176	$3,969	$4,763
FBM 08-106	Mechanic I	NE		Hourly	$18.3204	$22.9005	$27.4806
PD 05-127	Reserve Police Officer - Part Time (Non Civil Service)	NE					
FD 06-110	Firefighter/Paramedic - Part Time	NE					
FD 06-106	Paramedic Part Time	NE					
PD 05-121	Property Room Technician	NE					
PW 07-111	Signs and Signals Technician	NE					
FIN 01-116	Administrative Assistant	NE	19	Annual	$36,292	$45,365	$54,438
PD 05-118	Animal Control Officer	NE		Monthly	$3,024	$3,780	$4,536
FBM 08-108	Building Maintenance Technician II	NE		Hourly	$17.4480	$21.8100	$26.1720
PCS 09-105	Chemical Applicator/Irrigation Technician	NE					
HR 00-103	Human Resources Coordinator	NE					
FD 06-111	Administrative Assistant - Part Time	NE					
PW 07-109	Permit Technician	NE					
PCS 04-115	Recreation Coordinator	NE					
PW 13-116	Planning & Zoning Coordinator	NE					
PCS 09-102	Parks Maintenance Worker II	NE	18	Annual	$34,564	$43,205	$51,845
PW 07-113	Public Works Maintenance Worker II	NE		Monthly	$2,880	$3,600	$4,320
PCS 04-116	Summer Camp Coordinator	NE		Hourly	$16.6171	$20.7714	$24.9257
FBM 08-103	Building Maintenance Technician I	NE	17	Annual	$32,918	$41,147	$49,377
FIN 01-108	Court Clerk/Juvenile Case Manager	NE		Monthly	$2,743	$3,429	$4,115
PD 05-114	Police Records Clerk	NE		Hourly	$15.8258	$19.7823	$23.7388
FIN 11-103	Utility Billing Representative	NE					
FBM 08-107	Fleet Services Technician	NE	16	Annual	$31,350	$39,188	$47,025
FBM 08-109	Janitorial Services Technician II	NE		Monthly	$2,613	$3,266	$3,919
PCS 09-103	Parks Maintenance Worker I	NE		Hourly	$15.0722	$18.8403	$22.6083
PW 07-114	Public Works Maintenance Worker I	NE					
FIN 11-105	Water Service Field Representative	NE					
LIB 03-123	Library Assistant	NE	15	Annual	$29,857	$37,322	$44,786
FBM 08-104	Janitorial Service Technician	NE		Monthly	$2,488	$3,110	$3,732
PCS 04-~~106~~ 119	Recreation Attendant	NE		Hourly	$14.3545	$17.9431	$21.5318
PCS 04-117	Summer Camp Leader	NE		Hourly	$14.3545	$17.9431	$21.5318
LIB 03-124	Library Assistant - Part Time	NE	12	~~Annual~~	~~$25,792~~	~~$32,240~~	~~$38,688~~
FIN 11-109	Court Assistant - Part Time	NE		~~Monthly~~	~~$2,149~~	~~$2,687~~	~~$3,224~~
LIB 03-116	Summary Library Assistant - PT Seasonal	NE		Hourly	$12.4000	$15.5000	$18.5999
PCS 04-118	Summer Camp Counselor	NE					
PCS 04-110	Pre-School Program Instructor - Part Time	NE					
PD 05-119	Kennel Technician - Part Time	NE	10	~~Annual~~	~~$23,394~~	~~$29,243~~	~~$35,091~~
FIN 01-111	Summer Finance Intern	NE		~~Monthly~~	~~$1,950~~	~~$2,437~~	~~$2,924~~
PW 10-106	Summer Storm Drain Maintenance Worker PT Seasonal	NE		Hourly	$11.2500	$14.0600	$16.8700
PCS 09-106	Summer Parks Maintenance Worker	NE					
LIB 03-112	Library Aide - Part Time	NE	9	~~Annual~~	~~$22,280~~	~~$27,850~~	~~$33,420~~
PCS 04-106	Recreation Attendant - Part Time	NE		~~Monthly~~	~~$1,857~~	~~$2,321~~	~~$2,785~~
LIB 03-115	Summer Library Aide -PT Seasonal	NE		Hourly	$10.7100	$13.3900	$16.0700

CITY OF WATAUGA, TEXAS
STEP PLAN - POLICE DEPARTMENT

JOB CODE	POSITION	FLSA	PAY FREQUENCY	PAY STEPS						
				STEP 1	STEP 2	STEP 3	STEP 4	STEP 5	STEP 6	STEP 7
GRADE: CS1										
PD 05-105	Police Officer	NE	Annual	$68,876	$70,943	$73,071	$75,263	$77,521	$79,847	$82,242
			Monthly	$5,740	$5,912	$6,089	$6,272	$6,460	$6,654	$6,854
			Hourly (2080)	$33.1137	$34.1071	$35.1303	$36.1842	$37.2697	$38.3878	$39.5394
			Hourly (2223)	$30.9835	$31.9130	$32.8704	$33.8566	$34.8722	$35.9184	$36.9960
GRADE: CS2										
PD 05-128	Police Corporal	NE	Annual	$86,354	$88,945	$91,613	$94,361			
			Monthly	$7,196	$7,412	$7,634	$7,863			
			Hourly (2080)	$41.5164	$42.7619	$44.0448	$45.3661			
			Hourly (2223)	$38.8458	$40.0111	$41.2115	$42.4478			
GRADE: CS3										
PD 05-103	Police Sergeant	NE	Annual	$99,080	$102,052	$105,114	$108,267			
			Monthly	$8,257	$8,504	$8,759	$9,022			
			Hourly (2080)	$47.6345	$49.0636	$50.5355	$52.0515			
			Hourly (2223)	$44.5703	$45.9074	$47.2847	$48.7032			
GRADE: CS4										
PD 05-102	Police Lieutenant	NE	Annual	$113,681	$117,091	$120,604	$124,222			
			Monthly	$9,473	$9,758	$10,050	$10,352			
			Hourly (2080)	$54.6541	$56.2937	$57.9826	$59.7220			
			Hourly (2223)	$51.1384	$52.6725	$54.2527	$55.8803			

CITY OF WATAUGA, TEXAS
STEP PLAN - FIRE DEPARTMENT

JOB CODE	POSITION	FLSA	PAY FREQUENCY	PAY STEPS						
				STEP 1	STEP 2	STEP 3	STEP 4	STEP 5	STEP 6	STEP 7
GRADE: CS1										
FD 06-112	Firefighter Recruit	NE	Annual	$59,850						
			Monthly	$4,988						
			Hourly (2080)	$28.7740						
			Hourly (2223)	$26.9231						
			Hourly (2920)	$20.4966						
GRADE: CS2										
FD 06-105	Firefighter/Paramedic	NE	Annual	$68,876	$70,943	$73,071	$75,263	$77,521	$79,847	$82,242
			Monthly	$5,740	$5,912	$6,089	$6,272	$6,460	$6,654	$6,854
			Hourly (2080)	$33.1137	$34.1071	$35.1303	$36.1842	$37.2697	$38.3878	$39.5394
			Hourly (2920)	$23.5878	$24.2954	$25.0243	$25.7750	$26.5483	$27.3447	$28.1651
GRADE: CS3										
FD 06-109	Driver/Engineer	NE	Annual	$86,354	$88,945	$91,613	$94,361			
			Monthly	$7,196	$7,412	$7,634	$7,863			
			Hourly (2080)	$41.5164	$42.7619	$44.0448	$45.3661			
			Hourly (2920)	$29.5733	$30.4605	$31.3743	$32.3156			
GRADE: CS4										
FD 06-104	Fire Lieutenant	NE	Annual	$99,080	$102,052	$105,114	$108,267			
			Monthly	$8,257	$8,504	$8,759	$9,022			
			Hourly (2080)	$47.6345	$49.0636	$50.5355	$52.0515			
			Hourly (2920)	$33.9315	$34.9494	$35.9979	$37.0778			
GRADE: CS4										
FD 06-102	Battalion Chief	NE	Annual	$113,680	$117,091	$120,603	$124,222			
	Fire Marshal		Monthly	$9,473	$9,758	$10,050	$10,352			
			Hourly (2080)	$54.6540	$56.2936	$57.9824	$59.7219			
			Hourly (2920)	$38.9316	$40.0996	$41.3026	$42.5416			

Firefighters are not covered under Civil Service until one year of service following dual certification: both Basic Firefighter Certification and Paramedic License.

AGENDA MEMORANDUM

DATE: August 25, 2023

TO: Planning and Zoning Commission Members

FROM: Randy Richards, CFM, Assistant Director of Public Works

SUBJECT: **Z.23-03:** Public hearing to receive comments for or against a request for a zoning change from Local Business (LB) to Commercial (C), for property commonly known as 6900 Denton Highway, being Lot A2 Block 6, of the Bunker Hill Addition; and consider action on a final report to allow for the zoning change for future commercial development in the Sanko Plaza. The subject property is located north of Bunker Blvd. and east of Denton Highway. Owner: Cider Property, Inc. Applicant/Agent: Crest Commercial Real Estate, Cody Johnson.

BACKGROUND/INFORMATION:

On behalf of Cider Property Inc. owner, Kevin Ly and Crest Commercial Real Estate (applicant and agent) Cody Johnson, Senior Associate has submitted a request for a zoning change in accordance with Chapter 211 of the Local Government Code from Local Business (LB) to Commercial (C) for the property commonly known as Sanko Plaza, located at 6900 Denton Highway.

The property is located north of Bunker Blvd. and east of Denton Highway. This site is presently occupied by tenants in retail and personal services, including accounting, hair and nails, and photography. The parking lot exceeds the required number of parking spaces and the site has access to both Denton Highway and Bunker Blvd.

The Comprehensive Land Use Plan designates this area as Local Office/Retail/Commercial, which is suitable for light retail, service uses and professional office activities that aim to meet the needs of the residents in the vicinity. The building design is smaller in scale. However, it is visible from the main corridor. This category provides uses for specialty retail, neighborhood retail, small-sized restaurants and services for small professional offices.

The Commercial Zoning District is an all-purpose business district providing areas for the total service, retail, and wholesale trade needs of the community and region. Uses include a wide variety of business activities and may involve limited outside storage, service or display. The district is also appropriate along the Denton Highway corridor as indicated on the land use plan.

AGENDA MEMORANDUM

DIRECTION	ZONING	LAND USE PLAN	EXISTING LAND USE
NORTH	SF-6 (Single-family Residential)	Low Density Residential	Single-family Residential
SOUTH	LB (Local Business) & CF (Community Facility)	LO/R/C & Public/Semi-Public	Retail, Restaurant and Church uses
EAST	LB (Local Business)	Local Office/Retail/Commercial	Office use

The property is platted as Lot A2, Block 6, Bunker Hill Addition. The plat of the property was approved by the City Council on March 11, 1985.

The governing body will consider this request following the Public Hearing held at the September 11, 2023 regular meeting of the City Council.

FINANCIAL IMPLICATIONS:
NA

RECOMMENDATION/ACTION DESIRED:
The Development Review Team (DRT) and the Planning and Zoning Commission recommend approval of this zoning change request.

ATTACHMENTS/ SUPPORTING DOCUMENTATION:
1. Final Report Z.23-03 - 6900 Denton Hwy - DRAFT - JG
2. Ordinance No. 2023-XXX - DRAFT - 6900 Denton Highway - Sanko Plaza
3. EXHIBIT A - Crest Commercial Real Estate Site Plan - 6900 Denton Hwy
4. PH Notice - Mailed to owners 200 ft of subject property
5. PZ Recommendation to Council - Aug. 16, 2023 - Z.23-03 - Approve ZC LB to C

REVIEWED BY:

Paul Hackleman, Director of Public Works	Approved - 9/6/2023
David Berman, City Attorney	Approved - 9/6/2023
Joshua Jones, City Manager	Approved - 9/6/2023
Linda Proskey, City Secretary	Final Approval - 9/6/2023

Approved as to form for inclusion on Agenda

FINAL REPORT

DATE: August 31, 2023

TO: City Council Members

FROM: Randy Richards, Assistant Public Works Director

SUBJECT: **Z. 23-03:** Public hearing to receive comments for or against a request for a zoning change from Local Business (LB) to Commercial (C), for property commonly known as 6900 Denton Highway, being Lot A2 Block 6, of the Bunker Hill Addition; and consider action on a final report to allow for the zoning change for future commercial development in the Sanko Plaza. The subject property is located north of Bunker Blvd. and east of Denton Highway. Owner: Cider Property, Inc. Applicant/Agent: Crest Commercial Real Estate, Cody Johnson.

BACKGROUND/INFORMATION:

Texas Local Government Code 211.007(b) requires the Planning & Zoning Commission make a preliminary report prior to approving changes to the City's Zoning Ordinance. As such, this document now serves as the final report.

The property owner, Cider Property, Inc.'s owner Kevin Ly, is requesting a zoning change from Local Business (LB) to a Commercial (C) zoning district. The applicant/agent, Crest Commercial Real Estate, Cody Johnson, Senior Associate, is requesting a zoning change from Local Business (LB) to a Commercial (C) zoning district for property commonly known as Sanko Plaza, located at 6900 Denton Highway.

During staff review of existing regulations, items considered, and steps taken include:

1. In accordance with One Watauga Development Strategy, a key objective for the future land use plan, which classifies the property as Local Office/Retail/Commercial, designates this area as suitable for light retail, service uses and professional office activities that aim to meet the needs of residents in the vicinity.

2. The Commercial Zoning District is an all-purpose business district providing areas for the total service, retail, and wholesale trade needs of the community and region. Uses include a wide variety of business activities and may involve limited outside storage, service, or display. The district is also appropriate along the Denton Highway corridor as indicated on the land use plan.

3. Signs have been erected on the property which contains a notice of hearing and

telephone number of staff from whom dates may be obtained.

CURRENT ACTIVITY:

The Public Hearing notice for the City Council meeting to be held Monday, September 11, 2023 was published in the Fort Worth Star Telegram on August 25, 2023, to receive comments for or against this request. In accordance with State law, property owners receive public notice due to public records available through Tarrant Appraisal District which reflect they are the owner(s) of one or more parcels within two hundred (200) feet of the subject property. A site map was also attached for their information. No responses have been received.

The Commercial Zoning District is an all-purpose business district providing areas for the total service, retail, and wholesale trade needs of the community and region. Uses include a wide variety of business activities and may involve limited outside storage, service, or display. The district is also appropriate along the Denton Highway corridor as indicated on the land use plan.

The property is platted as Lot A2, Block 6, Bunker Hill Addition. The plat of the property was approved by the City Council on March 11, 1985.

RECOMMENDATION/ACTION DESIRED:

The Development Review Team (DRT) and Planning and Zoning Commission support this zoning change and recommends the governing body consider comments received during public hearing of the final report.

During the Planning and Zoning Commission Regular Meeting held Wednesday, August 16, 2023, commission members approved recommendation to council in support of this item, as follows:

1. **Z.23-03**: Public hearing to receive comments for or against a request for a zoning change from Local Business (LB) to Commercial (C), for property commonly known as 6900 Denton Highway, being Lot A2 Block 6, of the Bunker Hill Addition; and consider action on a preliminary report to allow for the zoning change for future commercial development in the Sanko Plaza. The subject property is located north of Bunker Blvd. and east of Denton Highway. Owner: Cider Property, Inc. Applicant/Agent: Crest Commercial Real Estate, Cody Johnson.

   Chairperson Isbell asked if any of the members had any questions, and with there being none she opened the public hearing at 6:35 p.m. and with no one wishing to speak she closed the public hearing at 6:35 p.m. and asked if the members had any other questions. With there being none, she called for a motion.

   Member Arend made a motion to approve as written. Member Adams seconded

the motion. Chairperson Isbell called for a vote, with members present voting as follows:

AYES:	Arend, Adams, Giles, Bry, McCauley-Blackburn,
NAYS:	None
ABSENT:	Gehle
ABSTAIN:	None

The motion carried 5-0-1-0.

ATTACHMENTS/ SUPPORTING DOCUMENTATION:

Sanko Plaza Brochure

CITY OF WATAUGA, TEXAS
ORDINANCE NO. 2023-XXX

AN ORDINANCE BY THE CITY COUNCIL OF THE CITY OF WATAUGA, TEXAS AUTHORIZING A ZONING MAP AMENDMENT FOR PROPERTY LOCATED IN BUNKER HILL ADDITION, LOT A2, BLOCK 6 BEING ADDRESSED AS 6900 DENTON HIGHWAY, CHANGING THE ZONING CLASSIFICATION OF SAID PROPERTY FROM LOCAL BUSINESS (LB) TO COMMERCIAL (C); AMENDING THE ZONING DISTRICT MAP OF THE CITY; PROVIDING FOR REPEAL; PROVIDING A SAVINGS CLAUSE; PROVIDING FOR SEVERABILITY; PROVIDING A PENALTY OF FINE NOT TO EXCEED THE SUM OF TWO THOUSAND ($2,000.00) DOLLARS FOR EACH OFFENSE; PROVIDING AN EFFECTIVE DATE; AND CONTAINING OTHER PROVISIONS RELATING TO THE SUBJECT.

WHEREAS, Cider Property Inc. (the "Owner") owns property addressed and commonly known as, 6900 Denton Highway, located in the City of Watauga, Tarrant County, Texas, such real property being more particularly described in **Exhibit "A"** attached hereto and fully incorporated herein for all purposes (the "Property"); and

WHEREAS, the City of Watauga, Texas has adopted a comprehensive zoning ordinance providing for the use and development of the property within the City (herein after known as the "Zoning Code"); and

WHEREAS, the City Council may authorize amendments to the regulations provided in the Zoning Code; and

WHEREAS, the Property is presently zoned as Local Business district as noted on the zoning map revision adopted on April 23, 2018; and

WHEREAS, Cody Johnson, of Crest Commercial Real Estate, (collectively, the "Owner's Agent" has made proper application to the City of Watauga, in accordance with the Zoning Code to change the zoning classification of the Property from Local Business (LB) to Commercial (C); and

WHEREAS, said application was submitted with proof of ownership of the Property and with authorization for Owner's Agent to act on behalf of the Owner; and

WHEREAS, the City of Watauga Planning and Zoning Commission and the City Council of the City of Watauga have each conducted in the time and manner and after the notice required by law and the Zoning Code, a public hearing on such proposed change in zoning classification; and

WHEREAS, the City of Watauga Planning and Zoning Commission has issued its final report with a recommendation regarding the changing of the zoning classification; and

WHEREAS, in providing for a Commercial (C) district, the Owner may propose, and the City may impose regulations and provide safeguards as are appropriate to ensure the orderly development of property and to protect adjoining properties; and

WHEREAS, the City Council of the City of Watauga, Texas now deems it appropriate to grant such requested zoning classification amendment; and

WHEREAS, the Planning and Zoning Commission of the City and the governing body of the City of

Watauga, in compliance with state laws with reference to amending the Comprehensive Zoning Ordinance, have given the requisite notice by publication and otherwise, and after holding due hearings and affording a full and fair hearing to all property owners and interested persons generally, the governing body of the City of Watauga is of the opinion that said zoning ordinance, zoning map and comprehensive plan should be amended as provided herein and should be approved.

NOW, THEREFORE, BE IT ORDAINED by the City Council of the City of Watauga, Texas that:

I.

The facts and recitations set forth in the preamble of this Ordinance are hereby found to be true and correct.

II.

The zoning district classification of the Property is hereby amended and changed from Local Business (LB) to Commercial (C) for the property described as Sanko Plaza located at 6900 Denton Highway, and described as Lot A2, Block 6, of the Bunker Hill Addition to the City of Watauga, Tarrant County, Texas.

III.

The Zoning District Map of City of Watauga, Texas shall be revised and amended to show the zoning classification of the Property as provided in Section II hereof with the appropriate reference thereon to the number and effective date of this Ordinance and a brief description of the nature of the changes.

IV.

This Ordinance shall be and is hereby cumulative of all other ordinances of the City of Watauga, Texas, and this Ordinance shall not operate to repeal or affect any of such other ordinances, except insofar as the provisions thereof might be inconsistent or in conflict with the provisions of this Ordinance, in which event such conflicting provisions, if any, in such other ordinance(s) are hereby repealed. However, to the extent this Ordinance represents any deviation from the Future Land Use Plan of the City of Watauga City Comprehensive Plan; such plan is hereby amended to conform to this Ordinance.

V.

If any section, sub-section, sentence, clause or phrase of this Ordinance shall for any reason be held to be invalid, such decision shall not affect the validity of the remaining portions of this Ordinance.

VI.

An offense committed before the effective date of this ordinance is governed by the prior law and the provisions of the Code of Ordinances, as amended, in effect when the offense was committed, and the former law is continued in effect for this purpose.

VII.

Any person, firm or corporation who violates or who causes or allows another person to violate any provision of this Ordinance shall be deemed guilty of a misdemeanor and, upon conviction thereof, shall be punished by a fine in accordance with the general penalty provision found in section 1-7 of the City Code of Ordinances, and shall upon conviction be punished by a fine not to exceed the sum of Two Thousand ($2,000.00) Dollars for each offense. Each occurrence of any violation of this Ordinance shall

constitute a separate offense. Each day in which any violation of this Ordinance occurs shall constitute a separate offense.

VIII.

This Ordinance shall become effective and be in full force and effect from and after the date of passage and adoption by the City Council and upon approval thereof by the Mayor of the City of Watauga, Texas and publication hereof as prescribed by law.

PASSED AND ADOPTED by the City Council of the City of Watauga, Texas, the 11th day of September 2023.

APPROVED:

_____
ARTHUR L. MINER, MAYOR

ATTEST:

_____
LINDA PROSKEY, CITY SECRETARY

APPROVED AS TO FORM AND LEGALITY:

_____
DAVID BERMAN, CITY ATTORNEY
NICHOLS/JACKSON LLP

Sanko Plaza

6900 Denton Hwy, Watauga, Texas 76148

EXHIBIT A

LEASE INFORMATION

Lease Type:	NNN	Lease Term:	3-10 Years
Total Space:	3,600 - 4,476 SF	Lease Rate:	[redacted] / SF

AVAILABLE SPACES

TENANT	SIZE (SF)	SUITE #
Tandy Leather	3,900 SF	101
Clipperz Barber Shop	1,200 SF	103
TMD Temporaries	1,556 SF	104
AVAILABLE	4,476 SF	106
AVAILABLE	3,600 SF	107
A+ Massage	1,100 SF	108
Perfect Eye Productions	1,833 SF	110
Aladdin Hookah Lounge	3,500 SF	111
M&M Associates	1,290 SF	112
Just Nails	1,200 SF	117

Erik Fulkerson erik@crestcommercial.com

Public Hearing Notice – Zoning Change w/SUP

August 1, 2023

Dear Property Owner:

The Planning and Zoning Commission will hold public hearings during their regular meeting on Wednesday, August 16, 2023 at 6:30 PM in the City Council Chamber at Watauga City Hall, 7105 Whitley Road. The purpose is to receive comments for or against the following items:

Z.23-03: Public hearing to receive comments for or against a request for a zoning change from Local Business (LB) to Commercial (C), for property commonly known as 6900 Denton Highway, being Lot A2 Block 6, of the Bunker Hill Addition; and consider action on a preliminary report to allow for the zoning change for future commercial development in the Sanko Plaza. The subject property is located north of Bunker Blvd. and east of Denton Highway. Owner: Cider Property, Inc. Applicant/Agent: Crest Commercial Real Estate, Cody Johnson.

SUP.23-03: Public hearing to receive comments for or against a request for a specific use permit and consider action on a preliminary report for 6900 Denton Highway, Lot A2, Block 6, of the Bunker Hill Addition, to allow for an ice and water kiosk in a Commercial (C) zoning district. The subject property is located north of Bunker Blvd. and east of Denton Highway. Owner: Cider Property, Inc. Applicant/Agent: Frontier States Development Services, Mark Sellers.

In accordance with State law, you are receiving this notice due to public records available through Tarrant Appraisal District which reflect you are the owner(s) of one or more parcels within two hundred (200) feet of the subject property. A site map is attached for your information. This notice will serve as public notice for all properties owned in the subject area.

If you are interested, you are invited to attend these meetings. If you cannot attend these meetings and wish to provide written comments or documentation to the Commission, please return your information on the attached response form or by email.

If you have any questions, please contact me at 817-514-5827 or e-mail jgarcia@wataugatx.org.

Sincerely,

Jeannette Garcia

Jeannette Garcia
Planning and Zoning Coordinator

City of Watauga
Development Services
7800 Virgil R. Anthony Sr. Blvd.
Watauga, TX 76148
http://www.wataugatx.org

Location Maps

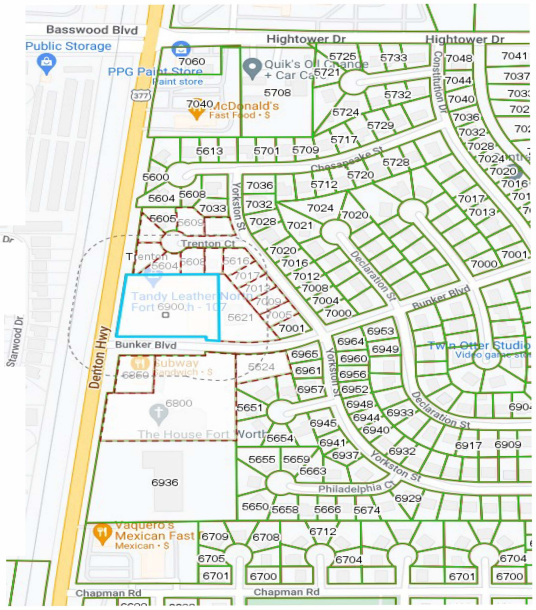

Prepared by Development Services 08/01/2023
DISCLAIMER: *This product is for informational purposes only and represents the approximate relative location of property boundaries.

To: City of Watauga, Texas

From: _____

_____
(Address of Your Property that Could Be Impacted by this Request)

RE: **Z.23-03:** Public hearing to receive comments for or against a request for a zoning change from Local Business (LB) to Commercial (C), for property commonly known as 6900 Denton Highway, being Lot A2 Block 6, of the Bunker Hill Addition; and consider action to allow for the zoning change for future commercial development in the Sanko Plaza. The subject property is located north of Bunker Blvd. and east of Denton Highway. Owner: Cider Property, Inc. Applicant/Agent: Crest Commercial Real Estate, Cody Johnson.

☐ I PROTEST THE PROPOSED ZONING CHANGE

☐ I SUPPORT THE PROPOSED ZONING CHANGE

Basis for your protest/support_____

_____

_____

_____ _____
Printed Name Signature

_____
Date

Return to: City of Watauga Development Services
7800 Vigil R. Anthony Sr. Blvd.
Watauga, TX 76148
Email: jgarcia@wataugatx.org

To: City of Watauga, Texas

From: _____

_____
(Address of Your Property that Could Be Impacted by this Request)

RE: **SUP.23-03:** Public hearing to receive comments for or against a request for a specific use permit and consider action on a preliminary report for 6900 Denton Highway, Lot A2, Block 6, of the Bunker Hill Addition, to allow for an ice and water kiosk in a Commercial (C) zoning district. The subject property is located north of Bunker Blvd. and east of Denton Highway. Owner: Cider Property, Inc. Applicant/Agent: Frontier States Development Services, Mark Sellers.

☐ I PROTEST THE PROPOSED SPECIFIC USE PERMIT

☐ I SUPPORT THE PROPOSED SPECIFIC USE PERMIT

Basis for your protest/support_____

_____

_____

_____ _____
Printed Name Signature

_____
Date

Return to: City of Watauga Development Services
7800 Vigil R. Anthony Sr. Blvd.
Watauga, TX 76148
Email: jgarcia@wataugatx.org

PLANNING AND ZONING COMMISSION

RECOMMENDATION TO COUNCIL

PLANNING AND ZONING MEETING: **August 16, 2023**

1. **PLANNING AND ZONING CASE NO: Z.23-03:** Public hearing to receive comments for or against a request for a zoning change from Local Business (LB) to Commercial (C), for property commonly known as 6900 Denton Highway, being Lot A2 Block 6, of the Bunker Hill Addition; and consider action to allow for the zoning change for future commercial development in the Sanko Plaza. The subject property is located north of Bunker Blvd. and east of Denton Highway. Owner: Cider Property, Inc. Applicant/Agent: Crest Commercial Real Estate, Cody Johnson.

RECOMMEND APPROVAL OR DENIAL:
APPROVAL ✓ **DENIAL**_____

COMMENTS:
(REQUIRED FOR DISAPPROVALS)

Cristy McCauley Blackburn - Secretary

Karen Isbell - Chairperson

AGENDA MEMORANDUM

DATE: August 25, 2023

TO: Planning and Zoning Commission Members

FROM: Randy Richards, CFM, Assistant Director of Public Works

SUBJECT: **SUP.23-03:** Public hearing to receive comments for or against a request for a specific use permit for property commonly known as 6900 Denton Highway, Lot A2, Block 6, of the Bunker Hill Addition; and consider action on a final report to allow for an ice and water kiosk in a Commercial (C) zoning district. The subject property is located north of Bunker Blvd. and east of Denton Highway. Owner: Cider Property, Inc. Applicant/Agent: Frontier States Development Services, Mark Sellers.

BACKGROUND/INFORMATION:

On behalf of property owner, Cider Property, Inc., and applicant and agent, Frontier States Development Services, Mark Sellers is requesting a specific use permit (SUP) to allow for an ice and water kiosk in a Commercial (C) zoning district for property commonly known as Sanko Plaza, located at 6900 Denton Highway.

The applicant, Frontier States Development Services, presented a previous request during a City Council meeting held September 14, 2020, and the governing body approved Ordinance No. 2020-031 to allow for a zoning change from General Business (GB) to Commercial (C) with a specific use permit at the property known as 6531 Watauga Road, Regency Square shopping center to allow a use for the storage of ice and water for retail sale, described in Planning & Zoning case Z.20-02 w/SUP.

The proposed site will be located in the southwest quadrant of the parking lot. A site plan for the property is attached. Planned improvements to the site include construction of a new 250 square-foot building on a raised island with an ADA ramp in a dedicated space consisting of a proposed 6" curb. This will remove 4 parking spaces at no effective loss to the center.

The Public Hearing Notice was duly posted by the City Secretary's Office on Friday, August 25, 2023.

If approved, this will be the first ice and water kiosk available to the community on the Denton Highway corridor within the city boundaries. The Development Review Team

AGENDA MEMORANDUM

(DRT) and the Planning and Zoning Commission support this request for a specific use permit.

FINANCIAL IMPLICATIONS:
NA

RECOMMENDATION/ACTION DESIRED:
The Development Review Team and the Planning and Zoning Commission respectfully recommend consideration of comments received during the public hearing of the final report on the specific use permit to be presented during the September 11, 2023 City Council regular meeting.

ATTACHMENTS/ SUPPORTING DOCUMENTATION:
1. Final Report SUP.23-03 - 6900 Denton Hwy - DRAFT - JG
2. EXHIBIT A - 6900_Denton_Hwy_ Site_Plan_072723
3. Ordinance No. 2023-XXX - DRAFT - 6900 Denton Highway - SUP.23-03
4. PZ Recommendation to Council - Aug. 16, 2023 - SUP.23-03 - SUP for Ice Kiosk

REVIEWED BY:

Paul Hackleman, Director of Public Works	Approved - 9/5/2023
David Berman, City Attorney	Approved - 9/6/2023
Joshua Jones, City Manager	Approved - 9/6/2023
Linda Proskey, City Secretary	Final Approval - 9/6/2023

Approved as to form for inclusion on Agenda

FINAL REPORT

DATE: August 31, 2023

TO: City Council Members

FROM: Randy Richards, Assistant Public Works Director

SUBJECT: **SUP.23-03:** Public hearing to receive comments for or against a request for a specific use permit for property commonly known as 6900 Denton Highway, Lot A2, Block 6, of the Bunker Hill Addition; and consider action on a final report to allow for an ice and water kiosk in a Commercial (C) zoning district. The subject property is located north of Bunker Blvd. and east of Denton Highway. Owner: Cider Property, Inc. Applicant/Agent: Frontier States Development Services, Mark Sellers.

BACKGROUND/INFORMATION:

Texas Local Government Code 211.007(b) requires the Planning & Zoning Commission make a preliminary report prior to approving changes to the City's Zoning Ordinance. As such, this document now serves as the final report.

On behalf of property owner, Cider Property Inc, and applicant and agent, Frontier States Development Services, Mark Sellers is requesting a specific use permit (SUP) to allow for an ice and water kiosk in a Commercial (C) zoning district for property commonly known as Sanko Plaza, located at 6900 Denton Highway.

The applicant, Frontier States Development Services presented a previous request during a City Council meeting held September 14, 2020, and the governing body approved Ordinance No. 2020-031 to allow for a zoning change from General Business (GB) to Commercial (C) with a specific use permit at the property known as 6531 Watauga Road, Regency Square shopping center to allow a use for the storage of ice and water for retail sale, described in Planning & Zoning case Z.20-02 w/SUP.

During staff review of the current application, existing regulations, items considered, and steps taken include:

1. Sec. 115-33. Specific Use Permit. (b) *Amendment to the zoning ordinance.* Every specific use permit granted under these provisions shall be considered as an amendment to the zoning ordinance applicable to such property under construction but shall not be considered as being a permanent change in zoning.

2. The site plan requirements were met as stated in Sec. 115-115 of the Code of

Ordinances.

3. In accordance with One Watauga Development Strategy, a key objective for the future land use plan, which classifies the property as Local Office/Retail/Commercial, designates this area as suitable for light retail, service uses and professional office activities that aim to meet the needs of residents in the vicinity.

4. A development objective in the City of Watauga is to monitor closely the number and location of similar uses to reduce their proliferation and evaluate their effects on the community. One criterion used in this instance has been whether the use replaces and upgrades an existing like-use. This will be the first kiosk available on the Denton Highway corridor within the city boundaries which allows for ice and water retail sales.

5. Signs have been erected on the property which contains a notice of hearing and telephone number of staff from whom dates may be obtained.

CURRENT ACTIVITY:

The Public Hearing notice for the City Council meeting to be held Monday, September 11, 2023 was published in the Fort Worth Star Telegram on August 25, 2023, to receive comments for or against this request. In accordance with State law, property owners receive public notice due to public records available through Tarrant Appraisal District which reflect they are the owner(s) of one or more parcels within two hundred (200) feet of the subject property. A site map was also attached for their information. No responses have been received.

The Commercial Zoning District is an all-purpose business district providing areas for the total service, retail, and wholesale trade needs of the community and region. Uses include a wide variety of business activities and may involve limited outside storage, service, or display. The district is also appropriate along the Denton Highway corridor as indicated on the land use plan.

RECOMMENDATION/ACTION DESIRED:

The proposed amendment is consistent with the surrounding neighborhoods and uses in accordance with the general regulations of Chapter 211 of Texas Local Government Code: promoting the public health, safety, morals, or general welfare and protecting and preserving places and areas of historical, cultural, or architectural importance or significance.

The Development Review Team (DRT) and Planning and Zoning Commission support this request for a specific use permit and recommends the governing body consider comments received during public hearing of the final report before submitting a final decision on this request.

FINAL REPORT

During the Planning and Zoning Commission Regular Meeting held Wednesday, August 16, 2023, commission members approved recommendation to council in support of this item, as follows:

2. **SUP.23-03:** Public hearing to receive comments for or against a request for a specific use permit for property commonly known as 6900 Denton Highway, Lot A2, Block 6, of the Bunker Hill Addition; and consider action on a preliminary report to allow for an ice and water kiosk in a Commercial (C) zoning district. The subject property is located north of Bunker Blvd. and east of Denton Highway. Owner: Cider Property, Inc. Applicant/Agent: Frontier States Development Services, Mark Sellers.

   Chairperson Isbell asked if any of the members had any questions, and with there being none she opened the public hearing at 6:39 p.m. and with no one wishing to speak she closed the public hearing at 6:39 p.m. and asked if the members had any other questions or comments. With there being none, she called for a motion.

   Member Adams made a motion to approve as written. Member Arend seconded the motion. Chairperson Isbell called for a vote, with members present voting as follows:

   AYES: Arend, Adams, Giles, Bry, McCauley-Blackburn,
   NAYS: None
   ABSENT: Gehle
   ABSTAIN: None

   The motion carried 5-0-1-0.

ATTACHMENTS/ SUPPORTING DOCUMENTATION:

Site Plan

Site Data Table	
	Proposed Site
Zoning	LB
Land Use	Retail
Lot Area	91,225 SF (2.094 Acres)
Vegetated Areas	7,483 SF (24.0%)
Impervious Area	23,742 SF (76.0%)

LEGEND

- PROP 1" PEX DOMESTIC WATER
- PROP 3" SCH40 PVC DRAIN LINE
- PROP CONCRETE

SCALE: 1" = 20'

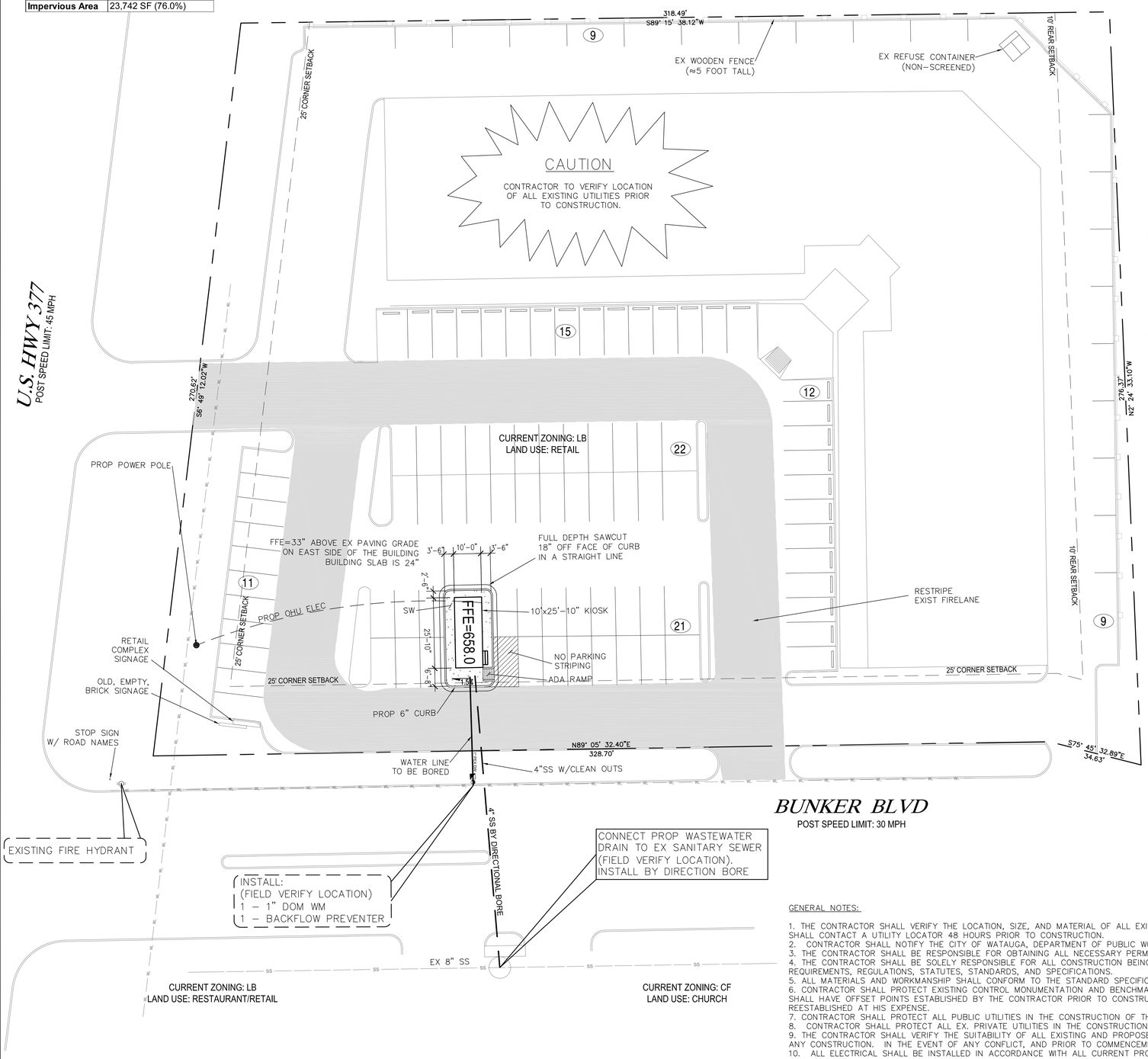

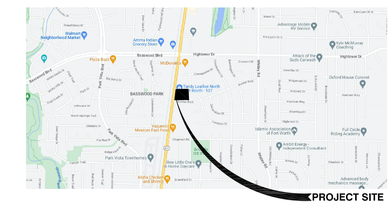

PARKING DATA - 6900 Denton Hwy

Use	Sq. feet	Required Spaces
Retail/Personal (EXISTING)	8400	28
Retail/Personal (PROPOSED)	8700	29
Religious	4,476	15
Office/Vacant	18200	47
Total	31376	91

Spaces Provided	94
Handicap Provided	1
TOTAL PROVIDED	95

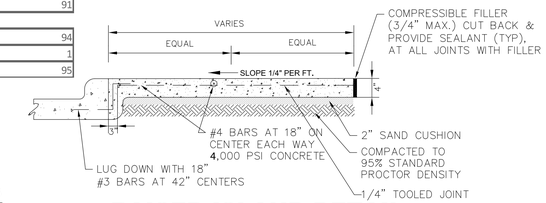

RAISED ISLAND DETAIL

N.T.S.

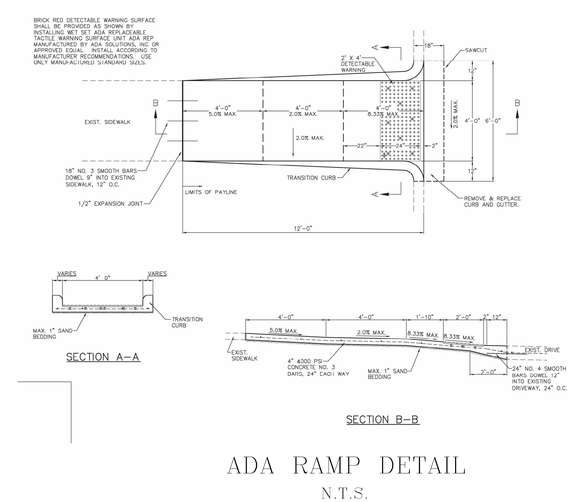

ADA RAMP DETAIL

N.T.S.

GENERAL NOTES:

1. THE CONTRACTOR SHALL VERIFY THE LOCATION, SIZE, AND MATERIAL OF ALL EXISTING UTILITIES AFFECTED BY CONSTRUCTION PRIOR TO COMMENCEMENT. CONTRACTOR SHALL CONTACT A UTILITY LOCATOR 48 HOURS PRIOR TO CONSTRUCTION.
2. CONTRACTOR SHALL NOTIFY THE CITY OF WATAUGA, DEPARTMENT OF PUBLIC WORKS AND ENGINEERING BEFORE STARTING WORK ON THIS PROJECT.
3. THE CONTRACTOR SHALL BE RESPONSIBLE FOR OBTAINING ALL NECESSARY PERMITS FROM THE CITY.
4. THE CONTRACTOR SHALL BE SOLELY RESPONSIBLE FOR ALL CONSTRUCTION BEING IN ACCORDANCE WITH THE APPLICABLE FEDERAL, STATE, AND LOCAL REQUIREMENTS, REGULATIONS, STATUTES, STANDARDS, AND SPECIFICATIONS.
5. ALL MATERIALS AND WORKMANSHIP SHALL CONFORM TO THE STANDARD SPECIFICATIONS FOR THE CITY OF WATAUGA, TX.
6. CONTRACTOR SHALL PROTECT EXISTING CONTROL MONUMENTATION AND BENCHMARKS. ANY SUCH POINTS WHICH THE CONTRACTOR BELIEVES WILL BE DESTROYED SHALL HAVE OFFSET POINTS ESTABLISHED BY THE CONTRACTOR PRIOR TO CONSTRUCTION, ANY MONUMENTATION DESTROYED BY THE CONTRACTOR SHALL BE REESTABLISHED AT HIS EXPENSE.
7. CONTRACTOR SHALL PROTECT ALL PUBLIC UTILITIES IN THE CONSTRUCTION OF THIS PROJECT.
8. CONTRACTOR SHALL PROTECT ALL EX. PRIVATE UTILITIES IN THE CONSTRUCTION OF THIS PROJECT.
9. THE CONTRACTOR SHALL VERIFY THE SUITABILITY OF ALL EXISTING AND PROPOSED SITE CONDITIONS, INCLUDING GRADES AND DIMENSIONS BEFORE COMMENCEMENT OF ANY CONSTRUCTION. IN THE EVENT OF ANY CONFLICT, AND PRIOR TO COMMENCEMENT OF ANY CONSTRUCTION, IMMEDIATELY NOTIFY THE ENGINEER.
10. ALL ELECTRICAL SHALL BE INSTALLED IN ACCORDANCE WITH ALL CURRENT PROVISIONS OF THE NATIONAL ELECTRICAL SAFETY CODE. SIZING TO BE PER OWNER REQUIREMENT.

OWNER

EZE ICE & WATER
Eric Abraham
1200 Summit Ave Suite #722
Ft. Worth, TX 76102

5900 S LAKE FOREST DR, STE 300
McKINNEY, TX 75070
972-554-1100 (Office)
866-682-8129 (Fax)
TBPE Firm #9723
CIVIL POINT ENGINEERS

PROJECT NAME:
DENTON HWY RETAIL
WATAUGA, TX

SHEET TITLE:
SITE & UTILITY PLAN

PRELIMINARY
NOT FOR CONSTRUCTION

JOHN H BEZNER
PE # 98469

DATE	6-12-23
SCALE	1"=20'
SHEET	1
OF	1

CITY OF WATAUGA, TEXAS
ORDINANCE NO. 2023-XXX

AN ORDINANCE BY THE CITY COUNCIL OF THE CITY OF WATAUGA, TEXAS GRANTING A SPECIFIC USE PERMIT TO ALLOW FOR AN ICE AND WATER KIOSK AS DESCRIBED IN PLANNING AND ZONING CASE SUP.23-03: FOR THE PROPERTY LOCATED IN BUNKER HILL ADDITION, LOT A2, BLOCK 6 AND ADDRESSED AS 6900 DENTON HIGHWAY; PROVIDING FOR REPEAL; PROVIDING A SAVINGS CLAUSE; PROVIDING FOR SEVERABILITY; PROVIDING A PENALTY OF FINE NOT TO EXCEED THE SUM OF TWO THOUSAND ($2,000.00) DOLLARS FOR EACH OFFENSE; PROVIDING AN EFFECTIVE DATE; AND CONTAINING OTHER PROVISIONS RELATING TO THE SUBJECT.

WHEREAS, Cider Property Inc. (the "Owner") owns property addressed and commonly known as, 6900 Denton Highway, located in the City of Watauga, Tarrant County, Texas, such real property being more particularly described in **Exhibit "A"** attached hereto and fully incorporated herein for all purposes (the "Property"); and

WHEREAS, the City of Watauga, Texas has adopted a comprehensive zoning ordinance providing for the use and development of the property within the City (herein after known as the "Zoning Code"); and

WHEREAS, the City Council may authorize amendments to the regulations provided in the Zoning Code; and

WHEREAS, Mark Sellers, of Frontier States Development Services, (collectively, the "Owner's Agent" has made proper application to the City of Watauga, in accordance with the Zoning Code for a specific use permit (SUP) authorizing the use of said Property for an ice and water kiosk for retail sales; and

WHEREAS, the Property is presently zoned with the classification of Commercial (C) District; and

WHEREAS, a specific use permit is an amendment to zoning applicable to the property but is not a permanent change in zoning; and

WHEREAS, in granting a specific use permit, the City Council may impose on the Owners/Agent certain requirements and safeguards as are necessary to protect adjoining properties; and

WHEREAS, written notice of the Planning and Zoning public hearing on the proposed changes was sent to all owners of property, or to the person rendering the same for city taxes, affected by such proposed changes of classification, and to all owners of property, or to the person rendering the same for city taxes located within 200 feet of the Property affected thereby, in accordance with Section 115-35(c)(3)(b); of the 18 notices sent, no responses were returned, and

WHEREAS, the Planning and Zoning Commission and the City Council of the City of Watauga have each conducted, in the time and manner and after the notice required by law, a public hearing on the application for such specific use permit; and

WHEREAS, the Planning and Zoning Commission has issued its final report hearing regarding said request for specific use permit, and the City Council now deems it appropriate to grant such requested specific use permit, subject to certain limitations, restrictions and conditions; and

WHEREAS, the City Council of the City of Watauga finds all requirements of the Zoning Chapter pertaining to zoning map amendments have been met; and

WHEREAS, the City Council of the City of Watauga finds that adoption of this ordinance is in the interest of the general health, safety, and welfare of the community and is in general conformance with the master plan of the City; and

WHEREAS, the City Council of the City of Watauga, Texas has considered the application and the materials presented referenced herein and now deems it appropriate to grant approval of the issuance of such SUP.

NOW, THEREFORE, BE IT ORDAINED by the City Council of the City of Watauga, Texas that:

I.

The facts and recitations set forth in the preamble of this Ordinance are hereby found to be true and correct.

II.

The specific use granted to the Owners/Agent for the Property by this Ordinance is Specific Use: ice and water kiosk for retail sales.

III.

The Property shall be developed in accordance with the Site Plan attached hereto as Exhibit **"A"** and shall comply with the following additional regulations: Section 115-85(c) 2, 5, 7 of the Code of Ordinances:

(2) A site plan in accordance with section 115-115, Site plan requirements, will only be required in districts which require a specific use permit.

(5) All outdoor lighting, including parking lot lighting, shall be directional away from any property zoned or developed for residential uses.

(7) Must provide screening and/or landscaping consisting of fences/walls, beams [berms], or a combination of such from any abutting residentially zoned property.

IV.

The Zoning District Map of City of Watauga, Texas shall be revised and amended to show the specific use permitted on the Property as provided in Section II hereof, with the appropriate reference thereon to the number and effective date of this Ordinance and a brief description of the nature of the changes.

V.

If the use authorized by the Specific Use Permit granted is not commenced within one (1) year from the date of issuance for this permit, then this permit shall become void, provided that such

limitation may be extended upon application by the Owners/Agent of such property to the City Council of the City of Watauga. In the event the building, premise, or land use under the specific use permit is voluntarily vacated by the Owners/Agent for a period of no less than six months, or if such building, premise, or land is more than 50 percent destroyed by fire or other cause, the use of the same shall thereafter conform to the regulations of the original zoning.

VI.

This Ordinance shall be and is hereby cumulative of all other ordinances of the City of Watauga, Texas, and this Ordinance shall not operate to repeal or affect any of such other ordinances, except insofar as the provisions thereof might be inconsistent or in conflict with the provisions of this Ordinance, in which event such conflicting provisions, if any, in such other ordinance(s) are hereby repealed. However, to the extent this Ordinance represents any deviation from the Future Land Use Plan of the City of Watauga City Comprehensive Plan; such map is hereby amended to conform to this Ordinance.

VII.

If any section, sub-section, sentence, clause or phrase of this Ordinance shall for any reason be held to be invalid, such decision shall not affect the validity of the remaining portions of this Ordinance.

VIII.

It shall be unlawful for any person to violate any provision of this Ordinance. Any person who violates, or any person who causes or allows another person to violate, any provision of this Ordinance shall be deemed guilty of a misdemeanor and, upon conviction thereof, shall be punished by a fine of not more than Two Thousand Dollars ($2000.00). Each occurrence of any violation of this Ordinance shall constitute a separate offense. Each day in which any violation of this Ordinance occurs shall constitute a separate offense.

IX.

This Ordinance shall become effective and be in full force and effect from and after the date of passage and adoption by the City Council and upon approval thereof by the Mayor of the City of Watauga, Texas and publication hereof as prescribed by law.

PASSED AND ADOPTED by the City Council of the City of Watauga, Texas, the 11th day of September 2023.

APPROVED:

_____
ARTHUR L. MINER, MAYOR

ATTEST:

_____
LINDA PROSKEY, CITY SECRETARY

APPROVED AS TO FORM AND LEGALITY:

_____
DAVID BERMAN, CITY ATTORNEY
NICHOLS/JACKSON LLP

PLANNING AND ZONING COMMISSION

RECOMMENDATION TO COUNCIL

PLANNING AND ZONING MEETING: **August 16, 2023**

1. **PLANNING AND ZONING CASE NO: SUP.23-03:** Public hearing to receive comments for or against a request for a specific use permit and consider action on a preliminary report concerning a request for 6900 Denton Highway, Lot A2, Block 6 of the Bunker Hill Addition, to allow for an ice and water kiosk in a Commercial (C) zoning district. The subject property is located north of Bunker Blvd. and east of Denton Highway. Owner: Cider Property, Inc. Applicant/Agent: Frontier States Development Services, Mark Sellers.
2.

RECOMMEND APPROVAL OR DENIAL:
APPROVAL ✓ **DENIAL**_____

COMMENTS:
(REQUIRED FOR DISAPPROVALS)

Cristy McCauley-Blackburn - Secretary

Karen Isbell - Chairperson

AGENDA MEMORANDUM

DATE: August 29, 2023

TO: Honorable City Council Members

FROM: Sandra Gibson, Director of Finance

THROUGH: Joshua Jones, City Manager

SUBJECT: Public Hearing on the proposed ad valorem tax rate of $0.57020 per $100 assessed value for the tax year 2023, comprised of $0.359710 on each $100 valuation for maintenance and support of the general government and in the amount of $0.210490 on each $100 valuation of property for the interest and sinking fund.

BACKGROUND/INFORMATION:

This public hearing is provided for input on the proposed tax rate of $0.570200 per $100 valuation for the 2023 tax year. The proposed tax rate is the same as the current tax rate of $0.57020 per $100 valuation, and brings in more revenue than the no-new-revenue rate and a public hearing is required. Individual taxes may also be affected by a change in property values. The attached publication on the tax rate increase was published in the Star-Telegram as required.

According to Tax Code 26.05(d), “The governing body of a taxing unit other than a school district may not adopt a tax rate that exceeds the lower of the voter-approval tax rate or the no-new-revenue tax rate calculated as provided by this chapter until the governing body has held a public hearing on the proposed tax rate and has otherwise complied with Section 26.06 and Section 26.065.” On August 7, 2023, City Council placed a proposal to set the maximum property tax rate of $0.5702 per $100 assessed valuation on the September 11, 2023 agenda and scheduled a public hearing on that proposed rate for September 11, 2023. This hearing must take place within the boundaries of the City; on a weekday that is not a holiday; and in a public building or, if a public building is not available, in a building normally open to the public. The public hearing must afford adequate opportunity for proponents and opponents of the tax increase to present their views.

Tonight's agenda includes an action item to adopt the tax rate after the budget is adopted.

FINANCIAL IMPLICATIONS:
N/A

RECOMMENDATION/ACTION DESIRED:

AGENDA MEMORANDUM

Respectfully recommend the Council allow for public input as posted and advertised.

ATTACHMENTS/ SUPPORTING DOCUMENTATION:

1. Notice of Public Hearing on Tax Increase

REVIEWED BY:

Sandra Gibson, Director of Finance	Approved - 8/31/2023
David Berman, City Attorney	Approved - 8/31/2023
Joshua Jones, City Manager	Approved - 8/31/2023
Linda Proskey, City Secretary	Final Approval - 8/31/2023

Approved as to form for inclusion on Agenda

NOTICE OF PUBLIC HEARING ON TAX INCREASE

A tax rate of $0.570200 per $100 valuation has been proposed by the governing body of City of Watauga.

PROPOSED TAX RATE	$0.570200 per $100
NO-NEW-REVENUE TAX RATE	$0.507081 per $100
VOTER-APPROVAL TAX RATE	$0.605718 per $100

The no-new-revenue tax rate is the tax rate for the 2023 tax year that will raise the same amount of property tax revenue for City of Watauga from the same properties in both the 2022 tax year and the 2023 tax year.

The voter-approval rate is the highest tax rate that City of Watauga may adopt without holding an election to seek voter approval of the rate.

The proposed tax rate is greater than the no-new-revenue tax rate. This means that City of Watauga is proposing to increase property taxes for the 2023 tax year.

A PUBLIC HEARING ON THE PROPOSED TAX RATE WILL BE HELD ON September 11, 2023 AT 6:30 PM AT City Hall Council Chambers, 7105 Whitley Road, Watauga, TX 76148.

The proposed tax rate is not greater than the voter-approval tax rate. As a result, City of Watauga is not required to hold an election at which voters may accept or reject the proposed tax rate. However, you may express your support for or opposition to the proposed tax rate by contacting the members of the City of Watauga City Council of City of Watauga at their offices or by attending the public hearing mentioned above.

YOUR TAXES OWED UNDER ANY OF THE RATES MENTIONED ABOVE CAN BE CALCULATED AS FOLLOWS:

Property tax amount= (tax rate) x (taxable value of your property)/100

FOR the proposal:	Patrick Shelbourne, Place 1 Andrew Neal, Place 4 Mark Taylor, Place 6	Tom Snyder, Place 2 Malissa Minucci, Place 5
AGAINST the proposal:	Jan Hill, Mayor Pro Tem	
PRESENT and not voting:	Arthur Miner, Mayor	
ABSENT:	Lovie Downey, Place 3	

Visit Texas.gov/PropertyTaxes to find a link to your local property tax database on which you can easily access information regarding your property taxes, including information about proposed tax rates and scheduled public hearings of each entity that taxes your property.

The 86th Texas Legislature modified the manner in which the voter-approval tax rate is calculated to limit the rate of growth of property taxes in the state.

The following table compares the taxes imposed on the average residence homestead by City of Watauga last year to the taxes proposed to be imposed on the average residence homestead by City of Watauga this year.

	2022	2023	Change
Total tax rate (per $100 of value)	$0.570200	$0.570200	increase of 0.000000, or 0.00%
Average homestead taxable value	$194,833	$226,383	increase of 31,550, or 16.19%
Tax on average homestead	$1,110.94	$1,290.84	increase of 179.90, or 16.19%
Total tax levy on all properties	$9,350,697	$10,505,026	increase of 1,154,329, or 12.34%

For assistance with tax calculations, please contact the tax assessor for City of Watauga at 815-514-5822 or accounting@wataugatx.org, or visit www.wataugatx.org for more information.

AGENDA MEMORANDUM

DATE: August 25, 2023

TO: Honorable City Council Members

FROM: Sandra Gibson, Director of Finance

SUBJECT: Consider approval of an ordinance authorizing the issuance of "City of Watauga, Texas Combination Tax and Limited Pledge Revenue Certificates of Obligation, Series 2023" providing for the payment of said certificates by the levy of an ad valorem tax upon all taxable property within the City and further securing said certificates by a lien on and pledge of the pledged revenues of the system; authorizing the execution of any necessary engagement agreement with the City's Financial Advisors and/or Bond Counsel; and providing an effective date {CAPTION}

BACKGROUND/INFORMATION:

During the July 10, 2023 Council Meeting, Council provided authorization to proceed with a Notice of Intention to Issue Certificates of Obligation in an amount not to exceed $9,000,000. Issuances of debt provide funding for various capital projects and equipment that are a high dollar amount and would best be financed through debt issuance in order to spread the cost of the items over their expected life span. These projects include various street projects, park improvements, building improvements, and various capital equipment needs to include vehicles, technology replacements, public safety equipment necessary for city operations.

During the development of the Capital Improvement Plan and Capital Outlay Plan, the following projects were recommended for funding through debt issuance for Fiscal Year 2023-2024:

1. $8.560 million for Street Projects to include Hightower Road and Watauga Road
2. $.390 million in Capital Equipment, Vehicles and Technology needs

The Certificates of Obligation would be payable from the levy of an annual ad valorem tax, within the limitations prescribed by law, upon all taxable property within the City and additionally from a pledge of and lien on certain revenues derived from the operation of the City's Utility System. In fiscal year 2023-2024, the City has a drop off in debt service with an expected increase in property valuations that allows for this opportunity. It is estimated that the $9,000,000 Certificates of Obligation issuance would require debt service payments of approximately $646,550 annually, with a larger debt service payment the first year. The electronic bid for the certificates is scheduled to be received

AGENDA MEMORANDUM

at 11:00 a.m.. on September 11, 2023. A draft ordinance is provided and the final ordinance will be completed when the bid numbers are received.

FINANCIAL IMPLICATIONS:

Estimated annual debt service payments of $646,550

RECOMMENDATION/ACTION DESIRED:

I move that the City Council adopt an ordinance authorizing the "City of Watauga, Texas, Combination Tax and Limited Pledge Revenue Certificates of Obligation, Series, 2023."

ATTACHMENTS/ SUPPORTING DOCUMENTATION:

1. Debt issuance - 2023 Draft
2. Draft Ordinance 2023

REVIEWED BY:

Sandra Gibson, Director of Finance	Approved - 8/29/2023
David Berman, City Attorney	Approved - 8/29/2023
Joshua Jones, City Manager	Approved - 8/29/2023
Linda Proskey, City Secretary	Final Approval - 8/29/2023

Approved as to form for inclusion on Agenda

CAPITAL OUTLAY PLAN, AND CIP NEEDS

ISSUE DEBT IN PRIOR YEAR FOR FUNDS TO BE AVAILABLE IN YEAR LISTED BELOW

			2022-2023	2023-2024	2024-2025	2025-2026	2026-2027
			yr 1	yr 2	yr 3	yr 4	yr5
CAPITAL OUTLAY PLAN - 5 YEAR DEBT PORTION							
			$ -				
			$ -				
TOTAL REQUESTS			$ 1,851,000	$ 390,000	$ -	$ -	$ 810,000
2022-2023							
2023-2024							
AMBULANCE	5 YEAR LIFE	$ 390,000					
FLEET BUILDING EXPANSION ENGINEERING/CONSTRUCTION			$ 900,000	$ -	$ -		
PARKS PROJECTS			$ 440,000	$ -	$ 500,000		
TRAIL LIGHTS - SOLAR FY25		$ 500,000					
STREETS							
Hightower Road Phase 1		$ 15,116,000					
Phase 1			$ 1,700,000	$ 6,328,000	$ 7,088,000		
Phase 2-5 (Future)							
Watauga Road Phase 1-5		$ 53,855,000	$ -	$ 2,232,000		$ 10,144,000	$ 10,597,000
UTILITY PROJECTS W&S					$ 2,000,000		2000000
			$ 4,891,000	$ 8,950,000	$ 9,588,000	$ 10,144,000	$ 13,407,000
			issued	Proposed			

DRAFT

ORDINANCE _____

AN ORDINANCE AUTHORIZING THE ISSUANCE OF "CITY OF WATAUGA, TEXAS COMBINATION TAX AND LIMITED PLEDGE REVENUE CERTIFICATES OF OBLIGATION, SERIES 2023"; PROVIDING FOR THE PAYMENT OF SAID CERTIFICATES BY THE LEVY OF AN AD VALOREM TAX UPON ALL TAXABLE PROPERTY WITHIN THE CITY AND FURTHER SECURING SAID CERTIFICATES BY A LIEN ON AND PLEDGE OF THE PLEDGED REVENUES OF THE SYSTEM; PROVIDING THE TERMS AND CONDITIONS OF SAID CERTIFICATES AND RESOLVING OTHER MATTERS INCIDENT AND RELATING TO THE ISSUANCE, PAYMENT, SECURITY, SALE, AND DELIVERY OF SAID CERTIFICATES, INCLUDING THE APPROVAL AND DISTRIBUTION OF AN OFFICIAL STATEMENT PERTAINING THERETO; AUTHORIZING THE EXECUTION OF A PAYING AGENT/REGISTRAR AGREEMENT AND AN OFFICIAL BID FORM; COMPLYING WITH THE REQUIREMENTS OF THE LETTER OF REPRESENTATIONS PREVIOUSLY EXECUTED WITH THE DEPOSITORY TRUST COMPANY; AUTHORIZING THE EXECUTION OF ANY NECESSARY ENGAGEMENT AGREEMENT WITH THE CITY'S FINANCIAL ADVISORS; AND PROVIDING AN EFFECTIVE DATE

WHEREAS, the City Council of the City of Watauga, Texas (the *City*) has caused notice to be given of its intention to issue certificates of obligation in the maximum principal amount of $9,000,000 for the purpose of paying contractual obligations of the City to be incurred for making permanent public improvements and for other public purposes, to-wit: (1) constructing street improvements (including utilities repair, replacement, and relocation), curbs, gutters, and sidewalk improvements, including drainage and traffic safety signalization and signage incidental thereto; (2) the purchase of materials, supplies, equipment, digital signage, machinery, landscaping, land, and rights-of-way for authorized needs and purposes relating to the aforementioned capital improvements; (3) the purchase of public safety vehicles; and (4) payment for professional and employee services relating to the design, construction, project management, inspection, consultant services, and financing of the aforementioned projects. This notice has been duly published in a newspaper hereby found and determined to be of general circulation in the City, once a week for two (2) consecutive weeks, the date of the first publication of such notice being not less than forty-five (45) days prior to the tentative date stated therein for the passage of the ordinance authorizing the issuance of such certificates of obligation; and

WHEREAS, in accordance with the provisions of Section 271.049, as amended, Texas Local Government Code, the City confirms that notice of the City's intention to issue certificates of obligation was approved by resolution at a public meeting and stated (1) the then-current principal of all outstanding debt of the City; (2) the then-current combined principal and interest required to pay all outstanding debt obligations of the City on time and in full, based on the City's

expectations relative to the interest due on any variable rate debt obligations, as applicable (3) the maximum principal amount of the certificates of obligation to be authorized; (4) the estimated combined principal and interest required to pay the certificates of obligation in full; (5) the estimated interest rate for the certificates of obligation or that the maximum interest rate for the certificates of obligation may not exceed the maximum legal interest rate; and (6) the maximum maturity date of the certificates of obligation; and

WHEREAS, no petition protesting the issuance of the certificates of obligation described in this notice, signed by at least 5% of the qualified electors of the City, has been presented to or filed with the City Secretary prior to the date tentatively set in such notice for the passage of this ordinance; and

WHEREAS, the City Council hereby finds and determines that the issuance of the certificates of obligation, under the terms herein specified, is in the best interests of the City and its residents; and

WHEREAS, the City Council hereby finds and determines that certificates of obligation in the principal amount of $_,___,___ described in such notice should be issued and sold at this time; now, therefore,

BE IT ORDAINED BY THE CITY COUNCIL OF THE CITY OF WATAUGA, TEXAS THAT:

SECTION 1. Authorization - Designation - Principal Amount - Purpose. The certificates of obligation of the City shall be and are hereby authorized to be issued in the aggregate principal amount of _____ AND NO/100 DOLLARS ($_,___,___), to be designated and bear the title of "CITY OF WATAUGA, TEXAS COMBINATION TAX AND LIMITED PLEDGE REVENUE CERTIFICATES OF OBLIGATION, SERIES 2023" (the *Certificates*), for the purpose of paying contractual obligations of the City to be incurred for making permanent public improvements and for other public purposes, to-wit: (1) constructing street improvements (including utilities repair, replacement, and relocation), curbs, gutters, and sidewalk improvements, including drainage and traffic safety signalization and signage incidental thereto; (2) the purchase of materials, supplies, equipment, digital signage, machinery, landscaping, land, and rights-of-way for authorized needs and purposes relating to the aforementioned capital improvements; (3) the purchase of public safety vehicles; and (4) payment for professional and employee services relating to the design, construction, project management, inspection, consultant services, and financing of the aforementioned projects, pursuant to the authority conferred by and in conformity with the laws of the State of Texas, particularly the Certificate of Obligation Act of 1971, as amended, Texas Local Government Code Section 271.041 through Section 271.064, Chapter 1502, as amended, Texas Government Code, and the City's Home Rule Charter.

SECTION 2. Fully Registered Obligations - Authorized Denominations - Stated Maturities - Interest Rates – Certificate Date. The Certificates are issuable in fully registered form only; shall be dated September 15, 2023 (the *Certificate Date*) and shall be issued in denominations of $5,000 or any integral multiple (within a Stated Maturity) thereof, and the Certificates shall become due and payable on February 1 in each of the years and in principal amounts (the *Stated*

Maturities) and bear interest on the unpaid principal amounts from the Certificate Date, or from the most recent Interest Payment Date (hereinafter defined) to which interest has been paid or duly provided for, to the earlier of redemption or Stated Maturity, at the per annum rates, while Outstanding, in accordance with the following schedule:

Years of Stated Maturity	Principal Amounts ($)	Interest Rates (%)

The Certificates shall bear interest on the unpaid principal amounts from the Certificate Date, or from the most recent Interest Payment Date (hereinafter defined) to which interest has been paid or duly provided for, to Stated Maturity or prior redemption, while Outstanding, at the rates per annum shown in the above schedule (calculated on the basis of a 360-day year of twelve 30-day months). Interest on the Certificates shall be payable on August 1 and February 1 in each year (each, an *Interest Payment Date*), commencing February 1, 2024, while the Certificates are Outstanding.

SECTION 3. Payment of Certificates - Paying Agent/Registrar. The principal of, premium, if any, and interest on the Certificates, due and payable by reason of Stated Maturity, redemption, or otherwise, shall be payable in any coin or currency of the United States of America which at the time of payment is legal tender for the payment of public and private debts, and such payment of principal of, premium if any, and interest on the Certificates shall be without exchange or collection charges to the Holder (hereinafter defined) of the Certificates.

The selection and appointment of BOKF, NA, Dallas, Texas (the *Paying Agent/Registrar*) to serve as the initial Paying Agent/Registrar, for the Certificates is hereby approved and confirmed, and the City agrees and covenants to cause to be kept and maintained at the corporate trust office of the Paying Agent/Registrar books and records (the *Security Register*) for the registration, payment and transfer of the Certificates, all as provided herein, in accordance with the terms and provisions of a Paying Agent/Registrar Agreement, attached, in substantially final form, as Exhibit A hereto, and such reasonable rules and regulations as the Paying Agent/Registrar and City may prescribe. The City covenants to maintain and provide a Paying Agent/Registrar at all times while the Certificates are Outstanding, and any successor Paying Agent/Registrar shall be (i) a national or state banking institution or (ii) an association or a corporation organized and doing business under the laws of the United States of America or of any state, authorized under such laws to exercise trust powers. Such Paying Agent/Registrar shall be subject to supervision or examination by federal or state authority and authorized by law to serve as a Paying Agent/Registrar.

The City reserves the right to appoint a successor Paying Agent/Registrar upon providing the previous Paying Agent/Registrar with a certified copy of a resolution or ordinance terminating such agency. Additionally, the City agrees to promptly cause a written notice of this substitution to be sent to each Holder of the Certificates by United States mail, first-class postage prepaid, which notice shall also give the address of the new Paying Agent/Registrar.

Principal of, premium, if any, and interest on the Certificates, due and payable by reason of Stated Maturity, redemption, or otherwise, shall be payable only to the registered owner of the Certificates appearing on the Security Register (the *Holder* or *Holders*) maintained on behalf of the City by the Paying Agent/Registrar as hereinafter provided (i) on the Record Date (hereinafter defined) for purposes of payment of interest thereon, (ii) on the date of surrender of the Certificates for purposes of receiving payment of principal thereof upon redemption of the Certificates or at the Certificates' Stated Maturity, and (iii) on any other date for any other purpose. The City and the Paying Agent/Registrar, and any agent of either, shall treat the Holder as the owner of a Certificate for purposes of receiving payment and all other purposes whatsoever, and neither the City nor the Paying Agent/Registrar, or any agent of either, shall be affected by notice to the contrary.

Principal of and premium, if any, on the Certificates shall be payable only upon presentation and surrender of the Certificates to the Paying Agent/Registrar at its corporate trust office. Interest on the Certificates shall be paid to the Holder whose name appears in the Security Register at the close of business on the fifteenth day of the month next preceding an Interest Payment Date for the Certificates (the *Record Date*) and shall be paid (i) by check sent on or prior to the appropriate date of payment by United States mail, first-class postage prepaid, by the Paying Agent/Registrar, to the address of the Holder appearing in the Security Register or (ii) by such other method, acceptable to the Paying Agent/Registrar, requested in writing by the Holder at the Holder's risk and expense.

If the date for the payment of the principal of, premium, if any, or interest on the Certificates shall be a Saturday, Sunday, a legal holiday, or a day on which banking institutions in the city where the corporate trust office of the Paying Agent/Registrar is located are authorized by law or executive order to close, then the date for such payment shall be the next succeeding day

which is not such a day. The payment on such date shall have the same force and effect as if made on the original date any such payment on the Certificates was due.

In the event of a non-payment of interest on a scheduled payment date, and for thirty (30) days thereafter, a new record date for such interest payment (a Special Record Date) will be established by the Paying Agent/Registrar, if and when funds for the payment of such interest have been received from the City. Notice of the Special Record Date and of the scheduled payment date of the past due interest (the *Special Payment Date* - which shall be fifteen (15) days after the Special Record Date) shall be sent at least five (5) business days prior to the Special Record Date by United States mail, first-class postage prepaid, to the address of each Holder of a Certificate appearing on the Security Register at the close of business on the last business day next preceding the date of mailing of such notice.

SECTION 4. Redemption.

A. Mandatory Redemption. The Certificates stated to mature on February 1, 20__, and February 1, 20__ are referred to herein as the "Term Certificates". The Term Certificates are subject to mandatory sinking fund redemption prior to their stated maturities from money required to be deposited in the Certificate Fund for such purpose and shall be redeemed in part, by lot or other customary method, at the principal amount thereof plus accrued interest to the date of redemption in the following principal amounts on February 1 in each of the years as set forth below:

Term Certificates Stated to Mature on February 1, 20__		Term Certificates Stated to Mature on February 1, 20__	
Year	Principal Amount ($)	Year	Principal Amount ($)

*Payable at Stated Maturity

The principal amount of a Term Certificate required to be redeemed pursuant to the operation of such mandatory redemption provisions shall be reduced, at the option of the City, by the principal amount of any Term Certificates of such Stated Maturity which, at least fifty (50) days prior to the mandatory redemption date (1) shall have been defeased or acquired by the City and delivered to the Paying Agent/Registrar for cancellation, (2) shall have been purchased and cancelled by the Paying Agent/Registrar at the request of the City, or (3) shall have been redeemed pursuant to the optional redemption provisions set forth below and not theretofore credited against a mandatory redemption requirement.

B. Optional Redemption. The Certificates having Stated Maturities on and after February 1, 20__ shall be subject to redemption prior to Stated Maturity, at the option of the City, on February 1, 20__, or on any date thereafter, as a whole or in part, in principal amounts of $5,000

or any integral multiple thereof (and if within a Stated Maturity selected at random and by lot by the Paying Agent/Registrar), at the redemption price of par plus accrued interest to the date of redemption.

C. Exercise of Redemption Option. At least forty-five (45) days prior to a date set for the redemption of Certificates (unless a shorter notification period shall be satisfactory to the Paying Agent/Registrar), the City shall notify the Paying Agent/Registrar of its decision to exercise the right to redeem Certificates, the principal amount of each Stated Maturity to be redeemed, and the date set for the redemption thereof. The decision of the City to exercise the right to redeem Certificates shall be entered in the minutes of the governing body of the City.

D. Selection of Certificates for Redemption. If less than all Outstanding Certificates of the same Stated Maturity are to be redeemed on a redemption date, the Paying Agent/Registrar shall select at random and by lot the Certificates to be redeemed, provided that if less than the entire principal amount of a Certificate is to be redeemed, the Paying Agent/Registrar shall treat such Certificate then subject to redemption as representing the number of Certificates Outstanding which is obtained by dividing the principal amount of such Certificate by $5,000.

E. Notice of Redemption. Not less than thirty (30) days prior to a redemption date for the Certificates, the Paying Agent/Registrar shall cause a notice of redemption to be sent by United States mail, first-class postage prepaid, in the name of the City and at the City's expense, by the Paying Agent/Registrar to each Holder of a Certificate to be redeemed, in whole or in part, at the address of the Holder appearing on the Security Register at the close of business on the business day next preceding the date of mailing such notice, and any notice of redemption so mailed shall be conclusively presumed to have been duly given irrespective of whether received by the Holder. This notice may also be published once in a financial publication, journal, or reporter of general circulation among securities dealers in the City of New York, New York (including, but not limited to, *The Bond Buyer* and *The Wall Street Journal*), or in the State of Texas (including, but not limited to, The Texas Bond Reporter).

All notices of redemption shall (i) specify the date of redemption for the Certificates, (ii) identify the Certificates to be redeemed and, in the case of a portion of the principal amount to be redeemed, the principal amount thereof to be redeemed, (iii) state the redemption price, (iv) state that the Certificates, or the portion of the principal amount thereof to be redeemed, shall become due and payable on the redemption date specified, and the interest thereon, or on the portion of the principal amount thereof to be redeemed, shall cease to accrue from and after the redemption date, and (v) specify that payment of the redemption price for the Certificates, or the principal amount thereof to be redeemed, shall be made at the corporate trust office of the Paying Agent/Registrar only upon presentation and surrender thereof by the Holder.

If a Certificate is subject by its terms to redemption and has been called for redemption and notice of redemption thereof has been duly given or waived as herein provided, such Certificate (or the principal amount thereof to be redeemed) so called for redemption shall become due and payable, and if money sufficient for the payment of such Certificates (or of the principal amount thereof to be redeemed) at the then applicable redemption price is held for the purpose of such payment by the Paying Agent/Registrar, then on the redemption date designated in such notice, interest on the Certificates (or the principal amount thereof to be redeemed) called for redemption

shall cease to accrue and such Certificates shall not be deemed to be Outstanding in accordance with the provisions of this Ordinance.

F. Transfer/Exchange of Certificates. Neither the City nor the Paying Agent/Registrar shall be required (1) to transfer or exchange any Certificate during a period beginning forty-five (45) days prior to the date fixed for redemption of the Certificates or (2) to transfer or exchange any Certificate selected for redemption, provided, however, such limitation of transfer shall not be applicable to an exchange by the Holder of the unredeemed balance of a Certificate which is subject to redemption in part.

SECTION 5. Execution - Registration. The Certificates shall be executed on behalf of the City by its Mayor or Mayor Pro Tem under the seal of the City reproduced or impressed thereon and attested by its City Secretary. The signature of either of said officers on the Certificates may be manual or facsimile. Certificates bearing the manual or facsimile signatures of individuals who were, at the time of the Certificate Date, the proper officers of the City shall bind the City, notwithstanding that such individuals or either of them shall cease to hold such offices prior to the delivery of the Certificates to the Purchasers (hereinafter defined), all as authorized and provided in Chapter 1201, as amended, Texas Government Code.

No Certificate shall be entitled to any right or benefit under this Ordinance, or be valid or obligatory for any purpose, unless there appears on such Certificate either a certificate of registration substantially in the form provided in Section 8C, executed by the Comptroller of Public Accounts of the State of Texas or his duly authorized agent by manual signature, or a certificate of registration substantially in the form provided in Section 8D, executed by the Paying Agent/Registrar by manual signature, and either such certificate upon any Certificate shall be conclusive evidence, and the only evidence, that such Certificate has been duly certified or registered and delivered.

SECTION 6. Registration - Transfer - Exchange of Certificates - Predecessor Certificates. The Paying Agent/Registrar shall obtain, record, and maintain in the Security Register the name and address of every owner of the Certificates, or if appropriate, the nominee thereof. Any Certificate may, in accordance with its terms and the terms hereof, be transferred or exchanged for Certificates of other authorized denominations upon the Security Register by the Holder, in person or by his duly authorized agent, upon surrender of such Certificate to the Paying Agent/Registrar for cancellation, accompanied by a written instrument of transfer or request for exchange duly executed by the Holder or by his duly authorized agent, in form satisfactory to the Paying Agent/Registrar.

Upon surrender for transfer of any Certificate at the corporate trust office of the Paying Agent/Registrar, the City shall execute and the Paying Agent/Registrar shall register and deliver, in the name of the designated transferee or transferees, one or more new Certificates of authorized denomination and having the same Stated Maturity and of a like interest rate and aggregate principal amount as the Certificate or Certificates surrendered for transfer.

At the option of the Holder, Certificates may be exchanged for other Certificates of authorized denominations and having the same Stated Maturity, bearing the same rate of interest and of like aggregate principal amount as the Certificates surrendered for exchange upon surrender

of the Certificates to be exchanged at the corporate trust office of the Paying Agent/Registrar. Whenever any Certificates are so surrendered for exchange, the City shall execute, and the Paying Agent/Registrar shall register and deliver, the Certificates to the Holder requesting the exchange.

All Certificates issued upon any transfer or exchange of Certificates shall be delivered at the corporate trust office of the Paying Agent/Registrar, or be sent by registered mail to the Holder at his request, risk, and expense, and upon the delivery thereof, the same shall be the valid and binding obligations of the City, evidencing the same obligation to pay, and entitled to the same benefits under this Ordinance, as the Certificates surrendered upon such transfer or exchange.

All transfers or exchanges of Certificates pursuant to this Section shall be made without expense or service charge to the Holder, except as otherwise herein provided, and except that the Paying Agent/Registrar shall require payment by the Holder requesting such transfer or exchange of any tax or other governmental charges required to be paid with respect to such transfer or exchange.

Certificates cancelled by reason of an exchange or transfer pursuant to the provisions hereof are hereby defined to be Predecessor Certificates, evidencing all or a portion, as the case may be, of the same debt evidenced by the new Certificate or Certificates registered and delivered in the exchange or transfer therefor. Additionally, the term Predecessor Certificates shall include any Certificate registered and delivered pursuant to Section 25 in lieu of a mutilated, lost, destroyed, or stolen Certificate which shall be deemed to evidence the same obligation as the mutilated, lost, destroyed, or stolen Certificate.

SECTION 7. Initial Certificate. The Certificates herein authorized shall be issued initially either (i) as a single fully registered Certificate in the total principal amount of $_,___,___ with principal installments to become due and payable as provided in Section 2 and numbered T-1, or (ii) as one (1) fully registered Certificate for each year of Stated Maturity in the applicable principal amount and denomination and to be numbered consecutively from T-1 and upward (the *Initial Certificate*) and, in either case, the Initial Certificate shall be registered in the name of the Purchasers or the designee thereof. The Initial Certificate shall be the Certificate submitted to the Office of the Attorney General of the State of Texas for approval, certified and registered by the Office of the Comptroller of Public Accounts of the State of Texas and delivered to the Purchasers. Any time after the delivery of the Initial Certificate to the Purchasers, the Paying Agent/Registrar, pursuant to written instructions from the Purchasers or their designee, shall cancel the Initial Certificate delivered hereunder and exchange therefor definitive Certificates of authorized denominations, Stated Maturities, principal amounts and bearing applicable interest rates on the unpaid principal amounts from the Certificate Date, or from the most recent Interest Payment Date to which interest has been paid or duly provided for, to Stated Maturity, and shall be lettered "R" and numbered consecutively from one (1) upward for transfer and delivery to the Holders named at the addresses identified therefor; all pursuant to and in accordance with such written instructions from the Purchasers, or the designee thereof, and such other information and documentation as the Paying Agent/Registrar may reasonably require.

SECTION 8. Forms.

A. Forms Generally. The Certificates, the Registration Certificate of the Comptroller of Public Accounts of the State of Texas, the Registration Certificate of Paying Agent/Registrar, and the form of Assignment to be printed on each of the Certificates shall be substantially in the forms set forth in this Section with such appropriate insertions, omissions, substitutions, and other variations as are permitted or required by this Ordinance and may have such letters, numbers, or other marks of identification (including identifying numbers and letters of the Committee on Uniform Securities Identification Procedures of the American Bankers Association) and such legends and endorsements (including insurance legends and any reproduction of an opinion of Bond Counsel (hereinafter referenced)) thereon as may, consistent herewith, be established by the City or determined by the officers executing the Certificates as evidenced by their execution thereof. Any portion of the text of any Certificate may be set forth on the reverse thereof, with an appropriate reference thereto on the face of the Certificate.

The definitive Certificates shall be printed, lithographed, or engraved, produced by any combination of these methods, or produced in any other similar manner, all as determined by the officers executing the Certificates as evidenced by their execution thereof, but the Initial Certificate submitted to the Attorney General of the State of Texas may be typewritten or photocopied or otherwise reproduced.

[The remainder of this page intentionally left blank.]

B. Form of Definitive Certificate.

REGISTERED
NO. _____

REGISTERED
PRINCIPAL AMOUNT
$_____

United States of America
State of Texas
County of Tarrant
CITY OF WATAUGA, TEXAS
COMBINATION TAX AND LIMITED PLEDGE REVENUE
CERTIFICATES OF OBLIGATION, SERIES 2023

Certificate Date:	Interest Rate:	Stated Maturity:	CUSIP No.
September 15, 2023			

REGISTERED OWNER: _____

PRINCIPAL AMOUNT: _____

The City of Watauga, Texas (the *City*), a body corporate and municipal corporation in the County of Tarrant, State of Texas, for value received, acknowledges itself indebted to and hereby promises to pay to the order of the Registered Owner specified above, or the registered assigns thereof, on the Stated Maturity date specified above, the Principal Amount specified above (or so much thereof as shall not have been paid upon prior redemption) and to pay interest on the unpaid Principal Amount hereof from the Certificate Date specified above, or from the most recent Interest Payment Date (hereinafter defined) to which interest has been paid or duly provided for until such Principal Amount has become due and payment thereof has been made or duly provided for, to the earlier of redemption or Stated Maturity, while Outstanding, at the per annum rate of interest specified above computed on the basis of a 360-day year of twelve 30-day months; such interest being payable on August 1 and February 1 of each year (each, an *Interest Payment Date*), commencing February 1, 2024.

Principal and premium, if any, of this Certificate shall be payable to the Registered Owner hereof (the *Holder*), upon presentation and surrender, at the corporate trust office of the Paying Agent/Registrar executing the registration certificate appearing hereon or a successor thereof. Interest shall be payable to the Holder of this Certificate (or one or more Predecessor Certificates, as defined in the Ordinance hereinafter referenced) whose name appears on the Security Register maintained by the Paying Agent/Registrar at the close of business on the Record Date, which is the fifteenth day of the month next preceding each Interest Payment Date. All payments of principal of and interest on this Certificate shall be in any coin or currency of the United States of America which at the time of payment is legal tender for the payment of public and private debts. Interest shall be paid by the Paying Agent/Registrar by check sent on or prior to the appropriate date of payment by United States mail, first-class postage prepaid, to the Holder hereof at the address appearing in the Security Register or by such other method, acceptable to the Paying Agent/Registrar, requested by the Holder hereof at the Holder's risk and expense.

This Certificate is one of the series specified in its title issued in the aggregate principal amount of $_,___,___ (the *Certificates*) pursuant to an Ordinance adopted by the governing body of the City (the *Ordinance*), for the purpose of paying contractual obligations of the City to be incurred for making permanent public improvements and for other public purposes, to-wit: (1) constructing street improvements (including utilities repair, replacement, and relocation), curbs, gutters, and sidewalk improvements, including drainage and traffic safety signalization and signage incidental thereto; (2) the purchase of materials, supplies, equipment, digital signage, machinery, landscaping, land, and rights-of-way for authorized needs and purposes relating to the aforementioned capital improvements; (3) the purchase of public safety vehicles; and (4) payment for professional and employee services relating to the design, construction, project management, inspection, consultant services, and financing of the aforementioned projects, under and in strict conformity with the laws of the State of Texas, particularly Chapter 1502, as amended, Texas Government Code, the Certificate of Obligation Act of 1971, as amended, Texas Local Government Code, Section 271.041 through 271.064, and the City's Home Rule Charter.

As provided in the Ordinance, the Certificates stated to mature on February 1, 20__ and February 1, 20__ are referred to herein as the "Term Certificates". The Term Certificates are subject to mandatory sinking fund redemption prior to their stated maturities from money required to be deposited in the Certificate Fund for such purpose and shall be redeemed in part, by lot or other customary method, at the principal amount thereof plus accrued interest to the date of redemption in the following principal amounts on February 1 in each of the years as set forth below:

Term Certificates Stated to Mature on February 1, 20__		Term Certificates Stated to Mature on February 1, 20__	
Year	Principal Amount ($)	Year	Principal Amount ($)

*Payable at Stated Maturity

The principal amount of a Term Certificate required to be redeemed pursuant to the operation of such mandatory redemption provisions shall be reduced, at the option of the City, by the principal amount of any Term Certificates of such Stated Maturity which, at least fifty (50) days prior to the mandatory redemption date (1) shall have been defeased or acquired by the City and delivered to the Paying Agent/Registrar for cancellation, (2) shall have been purchased and cancelled by the Paying Agent/Registrar at the request of the City, or (3) shall have been redeemed pursuant to the optional redemption provisions set forth below and not theretofore credited against a mandatory redemption requirement.

As provided in the Ordinance, the Certificates having Stated Maturities on and after February 1, 20__ shall be subject to redemption prior to Stated Maturity, at the option of the City,

on February 1, 20__, or on any date thereafter, as a whole or in part, in principal amounts of $5,000 or any integral multiple thereof (and if within a Stated Maturity selected at random and by lot by the Paying Agent/Registrar), at the redemption price of par plus accrued interest to the date of redemption; provided, however, that at least thirty (30) days prior written notice shall be sent to the Holders of the Certificates to be redeemed by United States mail, first-class postage prepaid, and subject to the terms and provisions relating thereto contained in the Ordinance. If this Certificate is subject to redemption prior to Stated Maturity and is in a denomination in excess of $5,000, portions of the principal sum hereof in installments of $5,000 or any integral multiple thereof may be redeemed, and, if less than all of the principal sum hereof is to be redeemed, there shall be issued, without charge therefor, to the Holder hereof, upon the surrender of this Certificate to the Paying Agent/Registrar at its corporate trust office, a new Certificate or Certificates of like Stated Maturity and interest rate in any authorized denominations provided in the Ordinance for the then unredeemed balance of the principal sum hereof.

If this Certificate (or any portion of the principal sum hereof) shall have been duly called for redemption and notice of such redemption has been duly given, then upon such redemption date this Certificate (or the portion of the principal sum hereof to be redeemed) shall become due and payable, and, if the money for the payment of the redemption price, and the interest accrued on the principal amount to be redeemed to the date of redemption is held for the purpose of such payment by the Paying Agent/Registrar, interest shall cease to accrue and be payable hereon from and after the redemption date on the principal amount hereof to be redeemed. If this Certificate is called for redemption, in whole or in part, the City or the Paying Agent/Registrar shall not be required to issue, transfer, or exchange this Certificate within forty-five (45) days of the date fixed for redemption; provided, however, such limitation of transfer shall not be applicable to an exchange by the Holder of the unredeemed balance hereof in the event of its redemption in part.

The Certificates of this series are payable from the proceeds of an ad valorem tax levied upon all taxable property within the City, within the limitations prescribed by law, and are further payable from and secured by a lien on and pledge of the Pledged Revenues (identified and defined in the Ordinance), being a limited amount of the Net Revenues derived from the operation of the City's combined utility system (the *System*), such lien on and pledge of the limited amount of Net Revenues being subordinate and inferior to the lien on and pledge of such Net Revenues securing payment of any Prior Lien Obligations, Junior Lien Obligations, or Subordinate Lien Obligations hereafter issued by the City. The City has previously authorized the issuance of the currently outstanding Limited Pledge Obligations (identified and defined in the Ordinance) that are payable, in part, from and secured by a lien on and pledge of a limited amount of the Net Revenues of the System in the manner and as described in the ordinances authorizing the issuance of the currently outstanding Limited Pledge Obligations. In the Ordinance, the City reserves and retains the right to issue Prior Lien Obligations, Junior Lien Obligations, Subordinate Lien Obligations, and Additional Limited Pledge Obligations (all as identified and defined in the Ordinance), while the Certificates are Outstanding, without limitation as to principal amount but subject to any terms, conditions or restrictions as may be applicable thereto under law or otherwise.

Reference is hereby made to the Ordinance, a copy of which is on file in the corporate trust office of the Paying Agent/Registrar, and to all of the provisions of which the Holder by his acceptance hereof hereby assents, for definitions of terms; the description of and the nature and extent of the tax levied and the revenues pledged for the payment of the Certificates; the terms and

conditions under which the City may issue Prior Lien Obligations, Junior Lien Obligations, Subordinate Lien Obligations, and Additional Limited Pledge Obligations; the terms and conditions relating to the transfer or exchange of the Certificates; the conditions upon which the Ordinance may be amended or supplemented with or without the consent of the Holder; the rights, duties, and obligations of the City and the Paying Agent/Registrar; the terms and provisions upon which this Certificate may be redeemed or discharged at or prior to the Stated Maturity thereof, and deemed to be no longer Outstanding thereunder; and for the other terms and provisions specified in the Ordinance. Capitalized terms used herein without definition have the same meanings assigned in the Ordinance.

This Certificate, subject to certain limitations contained in the Ordinance, may be transferred on the Security Register upon presentation and surrender at the corporate trust office of the Paying Agent/Registrar, duly endorsed by, or accompanied by a written instrument of transfer in form satisfactory to the Paying Agent/Registrar duly executed by the Holder hereof, or his duly authorized agent, and thereupon one or more new fully registered Certificates of the same Stated Maturity, of authorized denominations, bearing the same rate of interest, and of the same aggregate principal amount will be issued to the designated transferee or transferees.

The City and the Paying Agent/Registrar, and any agent of either, shall treat the Holder hereof whose name appears on the Security Register (i) on the Record Date as the owner hereof for purposes of receiving payment of interest hereon, (ii) on the date of surrender of this Certificate as the owner hereof for purposes of receiving payment of principal hereof at its Stated Maturity or its redemption, in whole or in part, and (iii) on any other date as the owner hereof for all other purposes, and neither the City nor the Paying Agent/Registrar, or any such agent of either, shall be affected by notice to the contrary. In the event of a non-payment of interest on a scheduled payment date, and for thirty (30) days thereafter, a new record date for such interest payment (a Special Record Date) will be established by the Paying Agent/Registrar, if and when funds for the payment of such interest have been received from the City. Notice of the Special Record Date and of the scheduled payment date of the past due interest (the *Special Payment Date* - which shall be fifteen (15) days after the Special Record Date) shall be sent at least five (5) business days prior to the Special Record Date by United States mail, first-class postage prepaid, to the address of each Holder appearing on the Security Register at the close of business on the last business day next preceding the date of mailing of such notice.

It is hereby certified, covenanted, and represented that all acts, conditions, and things required to be performed, exist, and be done precedent to the issuance of this Certificate in order to render the same a legal, valid, and binding obligation of the City have been performed, exist, and have been done, in regular and due time, form, and manner, as required by the laws of the State of Texas and the Ordinance, and that issuance of the Certificates does not exceed any constitutional or statutory limitation; and that due provision has been made for the payment of the principal of, premium if any, and interest on the Certificates by the levy of a tax and collection of Pledged Revenues as aforestated. In case any provision in this Certificate or any application thereof shall be deemed invalid, illegal, or unenforceable, the validity, legality, and enforceability of the remaining provisions and applications shall not in any way be affected or impaired thereby. The terms and provisions of this Certificate and the Ordinance shall be construed in accordance with and shall be governed by the laws of the State of Texas.

IN WITNESS WHEREOF, the City has caused this Certificate to be duly executed under its official seal.

CITY OF WATAUGA, TEXAS

By _____
Mayor

ATTEST:

_____
City Secretary

(CITY SEAL)

C. *Form of Registration Certificate of Comptroller of Public Accounts to Appear on Initial Certificate Only.

REGISTRATION CERTIFICATE OF
COMPTROLLER OF PUBLIC ACCOUNTS

OFFICE OF THE COMPTROLLER OF	§	
PUBLIC ACCOUNTS	§	
	§	REGISTER NO. _____
THE STATE OF TEXAS	§	

I HEREBY CERTIFY that this Certificate has been examined, certified as to validity and approved by the Attorney General of the State of Texas, and duly registered by the Comptroller of Public Accounts of the State of Texas.

WITNESS my signature and seal of office this _____

_____
Comptroller of Public Accounts
of the State of Texas

(SEAL)

*NOTE TO PRINTER: Do not Print on Definitive Certificates.

D. *Form of Certificate of Paying Agent/Registrar to Appear on Definitive Certificates Only.

REGISTRATION CERTIFICATE OF PAYING AGENT/REGISTRAR

This Certificate has been duly issued under the provisions of the within-mentioned Ordinance; the Certificate or Certificates of the above-entitled and designated series originally delivered having been approved by the Attorney General of the State of Texas and registered by the Comptroller of Public Accounts, as shown by the records of the Paying Agent/Registrar.

Registered this date:

BOKF, NA, DALLAS, TEXAS, as Paying Agent/Registrar

_____

By: _____
Authorized Signature

*NOTE TO PRINTER: Print on Definitive Certificates.

E. Form of Assignment.

ASSIGNMENT

FOR VALUE RECEIVED the undersigned hereby sells, assigns, and transfers unto (Print or typewrite name, address, and zip code of transferee): _____

_____

(Social Security or other identifying number): _____

the within Certificate and all rights thereunder, and hereby irrevocably constitutes and appoints _____ attorney to transfer the within Certificate on the books kept for registration thereof, with full power of substitution in the premises.

DATED: _____

_____

NOTICE: The signature on this assignment must correspond with the name of the registered owner as it appears on the face of the within Certificate in every particular.

Signature guaranteed:

_____

F. Form of Initial Certificate. The Initial Certificate shall be in the form set forth in paragraph B of this Section, except that the form of a single fully registered Initial Certificate shall be modified as follows:

(i) immediately under the name of the Certificate the headings "Interest Rate and "Stated Maturity shall both be completed "as shown below";

(ii) the first two paragraphs shall read as follows:

The City of Watauga, Texas (the *City*), a body corporate and municipal corporation in the County of Tarrant, State of Texas, for value received, acknowledges itself indebted to and hereby promises to pay to the order of the Registered Owner named above, or the registered assigns thereof, the Principal Amount specified above stated to mature on the first day of February in each of the years and in principal amounts and bearing interest at per annum rates in accordance with the following schedule:

Years of Stated Maturity	Principal Amounts ($)	Interest Rates (%)

(Information to be inserted
from schedule in Section 2 hereof)

(or so much thereof as shall not have been paid upon prior redemption) and to pay interest on the unpaid Principal Amounts hereof from the Certificate Date specified above, or from the most

recent Interest Payment Date (hereinafter defined) to which interest has been paid or duly provided for until the Principal Amount has become due and payment thereof has been made or duly provided for, to the earlier of redemption or Stated Maturity, at the per annum rates of interest specified above, computed on the basis of a 360-day year of twelve 30-day months; such interest being payable on August 1 and February 1 of each year (each, an *Interest Payment Date*), commencing February 1, 2024.

Principal of this Certificate shall be payable to the Registered Owner hereof (the *Holder*), upon its presentation and surrender, to Stated Maturity or prior redemption, while Outstanding, at the corporate trust office of BOKF, NA, Dallas, Texas (the *Paying Agent/Registrar*). Interest shall be payable to the Holder of this Certificate whose name appears on the Security Register maintained by the Paying Agent/Registrar at the close of business on the Record Date, which is the fifteenth day of the month next preceding each Interest Payment Date. All payments of principal of and interest on this Certificate shall be in any coin or currency of the United States of America which at the time of payment is legal tender for the payment of public and private debts. Interest shall be paid by the Paying Agent/Registrar by check sent on or prior to the appropriate date of payment by United States mail, first-class postage prepaid, to the Holder hereof at the address appearing in the Security Register or by such other method, acceptable to the Paying Agent/Registrar, requested by, and at the risk and expense of, the Holder hereof.

[END OF FORM]

G. Insurance Legend. If bond insurance is obtained by the City or the Purchasers for the Certificates, the Definitive Certificates and the Initial Certificate shall bear an appropriate legend as provided by the bond insurer to appear under the following header:

[BOND INSURANCE] or [STATEMENT OF INSURANCE]

SECTION 9. Definitions. For all purposes of this Ordinance (as defined below), except as otherwise expressly provided or unless the context otherwise requires: (i) the terms defined in this Section have the meanings assigned to them in this Section, and certain terms used in Sections 27 and 44 of this Ordinance have the meanings assigned to them in Sections 27 and 44 of this Ordinance, and all such terms, include the plural as well as the singular; (ii) all references in this Ordinance to designated "Sections" and other subdivisions are to the designated Sections and other subdivisions of this Ordinance as originally adopted; and (iii) the words "herein", "hereof", and "hereunder" and other words of similar import refer to this Ordinance as a whole and not to any particular Section or other subdivision.

A. The term *Additional Limited Pledge Obligations* shall mean (i) any bonds, notes, warrants, certificates of obligation or other evidences of indebtedness hereafter issued by the City payable in whole or in part from a limited pledge of and lien on Net Revenues of the System such pledge being subordinate and inferior to the lien thereon and pledge thereof securing the payment of any Prior Lien Obligations, Junior Lien Obligations, or Subordinate Lien Obligations hereafter issued by the City, which pledge of revenues is limited pursuant to Section 1502.052, as amended, Texas Government Code, all as further provided in Section 20 of this Ordinance, and (ii) any obligations issued to refund the foregoing as determined by the City Council in accordance with applicable law.

B. The term *Authorized Officials* shall mean the Mayor, the Mayor Pro Tem, and/or the City Manager.

C. The term *Certificates* shall mean the $_,___,___ "CITY OF WATAUGA, TEXAS COMBINATION TAX AND LIMITED PLEDGE REVENUE CERTIFICATES OF OBLIGATION, SERIES 2023" authorized by this Ordinance.

D. The term *Certificate Fund* shall mean the special Fund created and established by the provisions of Section 10 of this Ordinance.

E. The term *City* shall mean the City of Watauga, located in Tarrant County, Texas and, where appropriate, the City Council of the City.

F. The term *Closing Date* shall mean the date of physical delivery of the Initial Certificates in exchange for the payment of the agreed purchase price for the Certificates.

G. The term *Collection Date* shall mean, when reference is being made to the levy and collection of annual ad valorem taxes, the date the annual ad valorem taxes levied each year by the City become delinquent.

H. The term *Debt Service Requirements* shall mean, as of any particular date of computation, with respect to any obligations and with respect to any period, the aggregate of the amounts to be paid or set aside by the City as of such date or in such period for the payment of the principal of, premium, if any, and interest (to the extent not capitalized) on such obligations; assuming, in the case of obligations without a fixed numerical rate, that such obligations bear interest at the maximum rate permitted by the terms thereof and further assuming in the case of obligations required to be redeemed or prepaid as to principal prior to Stated Maturity, the principal amounts thereof will be redeemed prior to Stated Maturity in accordance with the mandatory redemption provisions applicable thereto.

I. The term *Depository* shall mean an official depository bank of the City.

J. The term *Fiscal Year* shall mean the annual financial accounting period for the System now ending on September 30th of each year; provided, however, the City Council may change such annual financial accounting period to end on another date if such change is found and determined to be necessary for accounting purposes or is required by applicable law.

K. The term *Government Securities*, as used herein, shall mean (i) direct noncallable obligations of the United States, including obligations that are unconditionally guaranteed by, the United States of America; (ii) noncallable obligations of an agency or instrumentality of the United States, including obligations that are unconditionally guaranteed or insured by the agency or instrumentality and that, on the date the governing body of the issuer adopts or approves the proceedings authorizing the issuance of refunding bonds, are rated as to investment quality by a nationally recognized investment rating firm not less than "AAA" or its equivalent; (iii) noncallable obligations of a state or an agency or a county, municipality, or other political subdivision of a state that have been refunded and that, on the date the governing body of the issuer adopts or approves the proceedings authorizing the issuance of refunding bonds, are rated as to investment quality by a nationally recognized investment rating firm not less than "AAA" or its

equivalent, or (iv) any additional securities and obligations hereafter authorized by the laws of the State of Texas as eligible for use to accomplish the discharge of obligations such as the Certificates.

L. The term *Gross Revenues* for any period shall mean all revenue during such period in respect or on account of the operation or ownership of the System, excluding refundable meter deposits, restricted gifts, and grants in aid of construction, but including earnings and income derived from the investment or deposit of money in any special fund or account (except the Certificate Fund) created and established for the payment or security of the Certificates.

M. The term *Holder* or *Holders* shall mean the registered owner, whose name appears in the Security Register, for any Certificate.

N. The term *Interest Payment Date* shall mean the date interest is payable on the Certificates, being August 1 and February 1 of each year, commencing February 1, 2024, while any of the Certificates remain Outstanding.

O. The term *Junior Lien Obligations* shall mean (i) any bonds, notes, warrants, certificates of obligation or any similar obligations hereafter issued by the City that are payable in whole or in part from and equally and ratably secured by a junior and inferior lien on and pledge of the Net Revenues of the System, such pledge being junior and inferior to the lien on and pledge of the Net Revenues of the System that may be pledged to the payment of any Prior Lien Obligations hereafter issued by the City, but prior and superior to the lien on and pledge of the Net Revenues of the System that are or will be pledged to the payment of the currently outstanding Limited Pledge Obligations, and the Certificates, or any Subordinate Lien Obligations or Additional Limited Pledge Obligations hereafter issued by the City all as further provided in Section 20 of this Ordinance and (ii) obligations hereafter issued to refund any of the foregoing that are payable from and equally and ratably secured by a junior and inferior lien on and pledge of the Net Revenues of the System as determined by the City Council in accordance with any applicable law.

P. The term *Limited Pledge Obligations* shall mean (i) the Certificates and the outstanding and unpaid obligations of the City that are payable, in part, from and secured by a subordinate and inferior lien on and pledge of a limited amount of the Net Revenues of the System and designated as follows:

(1) "City of Watauga, Texas Combination Tax and Limited Pledge Revenue Certificates of Obligation, Series 2007", dated August 1, 2007, originally issued in the aggregate principal amount of $3,400,000;

(2) "City of Watauga, Texas Combination Tax and Limited Pledge Revenue Certificates of Obligation, Series 2014", dated August 1, 2014, originally issued in the aggregate principal amount of $3,500,000;

(3) "City of Watauga, Texas Combination Tax and Limited Pledge Revenue Certificates of Obligation, Series 2016", dated September 1, 2016, originally issued in the aggregate principal amount of $5,885,000;

(4) "City of Watauga, Texas Combination Tax and Limited Pledge Revenue Certificates of Obligation, Series 2017", dated June 1, 2017, originally issued in the aggregate principal amount of $7,325,000;

(5) "City of Watauga, Texas Combination Tax and Limited Pledge Revenue Certificates of Obligation, Series 2018", dated September 1, 2018, originally issued in the aggregate principal amount of $6,780,000;

(6) "City of Watauga, Texas Combination Tax and Limited Pledge Revenue Certificates of Obligation, Series 2019", dated August 1, 2019, originally issued in the aggregate principal amount of $8,490,000;

(7) "City of Watauga, Texas Combination Tax and Limited Pledge Revenue Certificates of Obligation, Series 2020", dated August 1, 2020, originally issued in the aggregate principal amount of $2,910,000;

(8) "City of Watauga, Texas Combination Tax and Limited Pledge Revenue Certificates of Obligation, Series 2021", dated August 1, 2021, originally issued in the aggregate principal amount of $4,540,000;

(9) "City of Watauga, Texas Combination Tax and Limited Pledge Revenue Certificates of Obligation, Series 2022", dated August 15, 2022, originally issued in the aggregate principal amount of $4,930,000; and

(ii) any obligations hereafter issued to refund any of the foregoing as determined by the City Council in accordance with any applicable law.

Q. The term *Maintenance and Operating Expenses* shall mean all current expenses of operating and maintaining the System not paid from the proceeds of the Certificates, including (1) the cost of all salaries, labor, materials, repairs, and extensions necessary to render efficient service, but only if, in the case of repairs and extensions, they are, in the judgment of the City Council (reasonably and fairly exercised), necessary to maintain operation of the System and render adequate service to the City and the inhabitants thereof, or are necessary to meet some physical accident or condition which would otherwise impair obligations payable from Net Revenues, (2) payments to pension, retirement, health, hospitalization, and other employee benefit funds for employees of the City engaged in the operation or maintenance of the System, (3) payments under contracts for the purchase of water supply, treatment of sewage, or other materials, goods, or services for the System to the extent authorized by law and the provisions of such contract, (4) payments to auditors, attorneys, and other consultants incurred in complying with the obligations of the City hereunder, and (5) any legal liability of the City arising out of the operation, maintenance, or condition of the System, but excluding any allowance for depreciation, property retirement, depletion, obsolescence, and other items not requiring an outlay of cash and any interest on the Certificates or other bonds, notes, warrants, or similar obligations of the City payable from Net Revenues.

R. The term *Net Revenues* for any period shall mean the Gross Revenues of the System less the Maintenance and Operating Expenses of the System.

S. The term *Ordinance* shall mean this ordinance as finally passed and adopted by the City Council of the City.

T. The term *Outstanding* when used in this Ordinance with respect to the Certificates shall mean, as of the date of determination, all Certificates issued and delivered under this Ordinance, except:

(1) those Certificates cancelled by the Paying Agent/Registrar or delivered to the Paying Agent/Registrar for cancellation;

(2) those Certificates for which payment has been duly provided by the City in accordance with the provisions of Section 29 of this Ordinance; and

(3) those Certificates that have been mutilated, destroyed, lost, or stolen and replacement Certificates have been registered and delivered in lieu thereof as provided in Section 25 of this Ordinance.

U. The term *Pledged Revenues* shall mean, while the Certificates remain Outstanding, an amount of Net Revenues not in excess of $1,000. The Pledged Revenues shall be deposited, allocated, and expended in accordance with Section 10 of this Ordinance.

V. The term *Pledged Revenue Amount* shall mean the total amount, not to exceed $1,000 while the Certificates are Outstanding, of Net Revenues that may be transferred in whole or in part by the City in any given Fiscal Year (however, any amounts transferred prior to the final maturity date of the Certificates may not exceed the total amount of $1,000) to the Certificate Fund.

W. The term *Prior Lien Obligations* shall mean (i) any bonds, notes, warrants, certificates of obligation or any similar obligations hereafter issued by the City that are payable in whole or in part from and equally and ratably secured by a first and prior lien on and pledge of the Net Revenues of the System, all as further provided in Section 20 of this Ordinance, and (ii) any obligations hereafter issued to refund the foregoing if issued in a manner so as to be payable from and equally and ratably secured by a first and prior lien on and pledge of the Net Revenues of the System as determined by the City Council in accordance with any applicable law.

X. The term *Purchasers* shall mean the initial purchaser or purchasers of the Certificates named in Section 26 of this Ordinance.

Y. The term *Stated Maturity* shall mean the annual principal payments of the Certificates payable on February 1 of each year the Certificates are Outstanding as set forth in Section 2 of this Ordinance.

Z. The term *Subordinate Lien Obligations* shall mean (i) any bonds, notes, warrants, certificates of obligation, or any similar obligations hereafter issued by the City that are payable in whole or in part from and equally and ratably secured by a lien on and pledge of the Net Revenues of the System, such pledge being subordinate and inferior to the lien on and pledge of the Net Revenues of the System that may be pledged to the payment of any Prior Lien Obligations or Junior Lien Obligations hereafter issued by the City, but prior and superior to the lien on and

pledge of the limited amount of the Net Revenues securing, in part, the payment of the currently outstanding Limited Pledge Obligations and the Certificates or any Additional Limited Pledge Obligations hereafter issued by the City, all as further provided in Section 20 of this Ordinance and (ii) any obligations hereafter issued to refund any of the foregoing if issued in a manner so as to be payable from and equally and ratably secured by a subordinate and inferior lien on and pledge of the Net Revenues as determined by the City Council in accordance with any applicable law.

AA. The term *System* shall mean all properties, facilities and plants currently owned, operated, and maintained by the City for the supply, treatment, and transmission of treated potable water, for the collection and treatment of wastewater, together will all future extensions, improvements, replacements and additions thereto, whether situated within or without the limits of the City and the City expressly reserves the right at its sole discretion to include additional utility, telecommunications, technology, or similar enterprise services as components of the System; provided, however, that notwithstanding the foregoing, and to the extent now or hereafter authorized or permitted by law, the term System shall not mean to include facilities of any kind which are declared not to be a part of the System and which are acquired or constructed by or on behalf of the City with the proceeds from the issuance of *Special Facilities Bonds,* which are hereby defined as being special revenue obligations of the City which are not payable from Net Revenues but which are payable from and equally and ratably secured by other liens on and pledges of any revenues, sources or payments, not pledged to the payment of the Bonds Similarly Secured including, but not limited to, special contract revenues or payments received from any other legal entity in connection with such facilities.

SECTION 10. Certificate Fund – Investments. For the purpose of paying the interest on and to provide a sinking fund for the payment, redemption, and retirement of the Certificates, there shall be and is hereby created a special fund to be designated "COMBINATION TAX AND LIMITED PLEDGE REVENUE CERTIFICATES OF OBLIGATION, SERIES 2023, INTEREST AND SINKING FUND" (the *Certificate Fund*), which fund shall be kept and maintained at the Depository, and money deposited in the Certificate Fund shall be used for no other purpose and shall be maintained as provided in Section 27. Authorized Officials of the City are hereby authorized and directed to make withdrawals from the Certificate Fund sufficient to pay the purchase price or the amount of principal of, premium, if any, and interest on the Certificates as the same become due and payable and shall cause to be transferred to the Paying Agent/Registrar from money on deposit in the Certificate Fund an amount sufficient to pay the amount of principal and/or interest stated to mature on the Certificates, such transfer of funds to the Paying Agent/Registrar to be made in such manner as will cause immediately available funds to be deposited with the Paying Agent/Registrar on or before the business day next preceding each interest and principal payment date for the Certificates.

The City, at its sole discretion, may deposit the Pledged Revenue Amount to the Certificate Fund. The Pledged Revenue Amount, if deposited, shall be expended annually to pay principal of and interest on the Certificates as the same become due and payable. This Pledged Revenue Amount shall be accounted for and transferred to the Paying Agent/Registrar in accordance with the provisions of the previous paragraph of this Section.

Pending the transfer of funds to the Paying Agent/Registrar, money deposited in any fund created and established by this Ordinance may, at the option of the City, be placed in time deposits,

certificates of deposit, guaranteed investment contracts, or similar contractual agreements, as permitted by the provisions of the Public Funds Investment Act, as amended, Chapter 2256, Texas Government Code, secured (to the extent not insured by the Federal Deposit Insurance Corporation) by obligations of the type hereinafter described, or be invested, as authorized by any law, including investments held in book-entry form, in securities, including, but not limited to, direct obligations of the United States of America, obligations guaranteed or insured by the United States of America, which, in the opinion of the Attorney General of the United States, are backed by its full faith and credit or represent its general obligations, or invested in indirect obligations of the United States of America, including, but not limited to, evidences of indebtedness issued, insured or guaranteed by such governmental agencies as the Federal Land Banks, Federal Intermediate Credit Banks, Banks for Cooperatives, Federal Home Loan Banks, Government National Mortgage Association, Small Business Administration, Farmers Home Administration, Federal Home Loan Mortgage Association, or Federal Housing Association; provided that all such deposits and investments shall be made in such a manner that the money required to be expended from such fund will be available at the proper time or times. All interest and income derived from deposits and investments in any fund established pursuant to the provisions of this Ordinance shall be credited to, and any losses debited to, such fund. All such investments shall be sold promptly when necessary to prevent any default in connection with the Certificates.

SECTION 11. Tax Levy. To provide for the payment of the Debt Service Requirements on the Certificates being (i) the interest on the Certificates and (ii) a sinking fund for their redemption at Stated Maturity or a sinking fund of 2% (whichever amount shall be the greater), there shall be and there is hereby levied for the current year and each succeeding year thereafter while the Certificates or any interest thereon shall remain Outstanding, a sufficient tax, within the limitations prescribed by law, on each one hundred dollars valuation of taxable property in the City, adequate to pay such Debt Service Requirements, full allowance being made for delinquencies and costs of collection; said tax shall be assessed and collected each year and applied to the payment of the Debt Service Requirements, and the same shall not be diverted to any other purpose. The taxes so levied and collected shall be paid into the Certificate Fund and are thereafter pledged to the payment of the Certificates. The City Council hereby declares its purpose and intent to provide and levy a tax legally and fully sufficient to pay the Debt Service Requirements, it having been determined that the existing and available taxing authority of the City for such purpose is adequate to permit a legally sufficient tax in consideration of all other outstanding indebtedness and other obligations of the City.

The amount of taxes to be provided annually for the payment of the principal of and interest on the Certificates shall be determined and accomplished in the following manner:

A. Prior to the date the City Council establishes the annual tax rate and passes an ordinance levying ad valorem taxes each year, the City Council shall determine:

(1) the amount of Debt Service Requirements to become due and payable on the Certificates between the Collection Date for the taxes then to be levied and the Collection Date for the taxes to be levied during the next succeeding calendar year;

(2) the amount on deposit in the Certificate Fund after (a) deducting therefrom the total amount of Debt Service Requirements to become due on Certificates prior to the

Collection Date for the ad valorem taxes to be levied and (b) adding thereto the amount of the Pledged Revenues, if any, to be appropriated and allocated during such year to pay such Debt Service Requirements, if any, prior to the Collection Date for the ad valorem taxes to be levied; and

(3) the amount of Pledged Revenues, if any, to be appropriated and to be set aside for the payment of the Debt Service Requirements on the Certificates between the Collection Date for the taxes then to be levied and the Collection Date for the taxes to be levied during the next succeeding Fiscal Year.

B. The amount of taxes to be levied annually each year to pay the Debt Service Requirements on the Certificates shall be the amount established in paragraph (1) above less the sum total of the amounts established in paragraphs (2) and (3), after taking into consideration delinquencies and costs of collecting such annual taxes.

SECTION 12. Pledge of Revenues. The City hereby covenants and agrees that, subject to (i) any prior lien on and pledge of the Net Revenues of the System to the payment and security of any Prior Lien Obligations, Junior Lien Obligations, or Subordinate Lien Obligations hereafter issued by the City and (ii) the lien on and pledge of a limited amount of the Net Revenues to the payment and security of the currently outstanding Limited Pledge Obligations, the Pledged Revenues are hereby irrevocably pledged to the payment of the principal of and interest on the Certificates and the pledge of Pledged Revenues herein made for the payment of the Certificates shall constitute a lien on the Pledged Revenues in accordance with the terms and provisions hereof and be valid and binding without any physical delivery thereof or further act by the City.

SECTION 13. System Fund. The City hereby covenants and agrees that all Gross Revenues derived from the operation of the System shall be kept separate and apart from all other funds, accounts and money of the City and shall be deposited as collected into the "CITY OF WATAUGA, TEXAS UTILITY SYSTEM FUND" (the *System Fund*). All money deposited in the System Fund shall be pledged and appropriated to the extent required for the following purposes and in the order of priority shown:

- First: to the payment of the reasonable and proper Maintenance and Operating Expenses of the System required by statute or ordinances authorizing the issuance of any indebtedness of the City to be a first charge on and claim against the Gross Revenues of the System;

- Second: To the payment of the amounts that must be deposited in the special funds and accounts created and established for the payment, security, and benefit of any Prior Lien Obligations hereafter issued by the City in accordance with the terms and provisions of any ordinance authorizing their issuance;

- Third: To the payment of the amounts that must be deposited in the special funds and accounts created and established for the payment, security, and benefit of any Junior Lien Obligations hereafter issued by the City in accordance with the terms and provisions of any ordinance authorizing their issuance;

- Fourth: To the payment of the amounts that must be deposited in the special funds and accounts created and established for the payment, security, and benefit of any Subordinate Lien Obligations hereafter issued by the City in accordance with the terms and provisions of any ordinance authorizing their issuance; and

- Fifth: To the payment of the amounts that may be deposited in the special funds and accounts established for the payment of the currently outstanding Limited Pledge Obligations, including the Certificates, and any Additional Limited Pledge Obligations hereafter issued by the City in accordance with the terms and provisions of any ordinances authorizing their issuance.

Any Net Revenues remaining in the System Fund after satisfying the foregoing payments, or making adequate and sufficient provision for the payment, security and benefit thereof, may be appropriated and used for any other City purpose now or hereafter permitted by law.

SECTION 14. Deposits to Certificate Fund – Surplus Certificate Proceeds. The City hereby covenants and agrees to cause to be deposited in the Certificate Fund prior to a principal and interest payment date for the Certificates, from the Pledged Revenues in the System Fund, after the deduction of all payments required to be made to the special funds or accounts created for the payment, security, and benefit of (i) any Prior Lien Obligations, Junior Lien Obligations, or Subordinate Lien Obligations hereafter issued by the City and (ii) the currently outstanding Limited Pledge Obligations, including the Certificates, and any amounts budgeted to be paid therefrom in such Fiscal Year.

Accrued interest received from the Purchasers of the Certificates shall be deposited to the Certificate Fund and ad valorem taxes levied and collected for the benefit of the Certificates shall be deposited to the Certificate Fund. In addition, any surplus proceeds, including investment income therefrom, from the sale of the Certificates not expended for authorized purposes shall be deposited in the Certificate Fund, and such amounts so deposited shall reduce the sums otherwise required to be deposited in said fund from ad valorem taxes.

SECTION 15. Security of Funds. All money on deposit in the funds for which this Ordinance makes provision (except any portion thereof as may be at any time properly invested as provided herein) shall be secured in the manner and to the fullest extent required by the laws of the State of Texas for the security of public funds, and money on deposit in such funds shall be used only for the purposes permitted by this Ordinance.

SECTION 16. Maintenance of System - Insurance. The City covenants and agrees that while the Certificates remain Outstanding it will maintain and operate the System with all possible efficiency and maintain casualty and other insurance (including a system of self-insurance) on the properties of the System and its operations of a kind and in such amounts customarily carried by municipal corporations in the State of Texas engaged in a similar type of business and that it will faithfully and punctually perform all duties with reference to the System required by the laws of the State of Texas. All money received from losses under such insurance policies, other than public liability policies, are held for the benefit of the holders of the Certificates until and unless the proceeds are paid out in making good the loss or damage in respect of which such proceeds are received, either by replacing the property destroyed or repairing the property damaged, and

adequate provision for making good such loss or damage must be made within ninety (90) days after the date of loss. The payment of premiums for all insurance policies required under the provisions hereof shall be considered Maintenance and Operating Expenses. Nothing in this Ordinance shall be construed as requiring the City to expend any funds which are derived from sources other than the operation of the System but nothing herein shall be construed as preventing the City from doing so.

SECTION 17. Rates and Charges. The City hereby covenants and agrees with the Holders of the Certificates that rates and charges for utility services afforded by the System will be established and maintained to provide Gross Revenues sufficient at all times:

A. to pay, together with any other lawfully available funds, all operating, maintenance, depreciation, replacement, betterment, and other costs incurred in the maintenance and operation of the System, including, but not limited to, Maintenance and Operating Expenses; provided, however, that the City expressly reserves the right to utilize other lawfully available funds to pay the Maintenance and Operating Expenses;

B. to produce Net Revenues sufficient, together with any other lawfully available funds, to pay (i) the interest on and principal of any Prior Lien Obligations hereafter issued by the City as the same becomes due and payable and the amounts required to be deposited in any special fund created and established for the payment, security, and benefit thereof, (ii) the interest on and principal of any Junior Lien Obligations hereafter issued by the City as the same becomes due and payable and the amounts required to be deposited in any special fund created and established for the payment, security, and benefit thereof, (iii) the interest on and principal of any Subordinate Lien Obligations hereafter issued by the City as the same becomes due and payable and the amounts required to be deposited in any special fund created and established for the payment, security, and benefit thereof, and (iv) the amounts that may be deposited in the special funds established for the payment of the currently outstanding Limited Pledge Obligations, the Certificates, or any Additional Limited Pledge Obligations hereafter issued by the City; and

C. to pay other legally incurred indebtedness payable from the Net Revenues of the System and/or secured by a lien on the System or the Net Revenues thereof.

SECTION 18. Records and Accounts - Annual Audit. The City further covenants and agrees that so long as any of the Certificates remain Outstanding it will keep and maintain separate and complete records and accounts pertaining to the operations of the System in which complete and correct entries shall be made of all transactions relating thereto, as provided by Chapter 1502, as amended, Texas Government Code, or other applicable law. The Holders of the Certificates or any duly authorized agent or agents of the Holders shall have the right to inspect the System and all properties comprising the same. The City further agrees that, following the close of each Fiscal Year, it will cause an audit of such books and accounts to be made by an independent firm of certified public accountants. Expenses incurred in making the annual audit of the operations of the System are to be regarded as Maintenance and Operating Expenses.

SECTION 19. Remedies in Event of Default. In addition to all the rights and remedies provided by the laws of the State of Texas, the City covenants and agrees particularly that in the event the City (a) defaults in the payments to be made to the Certificate Fund, or (b) defaults in

the observance or performance of any other of the covenants, conditions, or obligations set forth in this Ordinance, the Holders of any of the Certificates shall be entitled to seek a writ of mandamus issued by a court of proper jurisdiction compelling and requiring the governing body of the City and other officers of the City to observe and perform any covenant, condition, or obligation prescribed in this Ordinance.

No delay or omission to exercise any right or power accruing upon any default shall impair any such right or power or shall be construed to be a waiver of any such default or acquiescence therein, and every such right and power may be exercised from time to time and as often as may be deemed expedient. The specific remedies herein provided shall be cumulative of all other existing remedies and the specification of such remedies shall not be deemed to be exclusive.

SECTION 20. Issuance of Prior Lien Obligations, Junior Lien Obligations, Subordinate Lien Obligations, and Additional Limited Pledge Obligations. The City hereby expressly reserves the right to hereafter issue bonds, notes, warrants, certificates of obligation, or similar obligations, payable, in whole or in part, as appropriate, from and secured by a pledge of and lien on the Net Revenues of the System with the following priorities, without limitation as to principal amount, but subject to any terms, conditions, or restrictions applicable thereto under existing ordinances, laws, or otherwise:

A. Prior Lien Obligations payable from and equally and ratably secured by a first and prior lien on and pledge of the Net Revenues of the System;

B. Junior Lien Obligations payable from and equally and ratably secured by a lien on and pledge of the Net Revenues that is junior and inferior to the lien on and pledge thereof securing the payment of any Prior Lien Obligations hereafter issued by the City, but prior and superior to the lien on and pledge of the Net Revenues securing in whole or in part the payment of the currently outstanding Limited Pledge Obligations, the Certificates, and any Subordinate Lien Obligations or Additional Limited Pledge Obligations hereafter issued by the City;

C. Subordinate Lien Obligations payable from and equally and ratably secured by a lien on and pledge of the Net Revenues that is subordinate and inferior to the lien on and pledge thereof securing the payment of any Prior Lien Obligations or Junior Lien Obligations hereafter issued by the City, but prior and superior to the lien on and pledge of the Net Revenues securing, in part, the payment of the currently outstanding Limited Pledge Obligations, the Certificates, and any Additional Limited Pledge Obligations hereafter issued by the City; and

D. Additional Limited Pledge Obligations secured by a lien on and pledge of a limited amount of the Net Revenues in accordance with the provisions of the following paragraph.

Prior Lien Obligations, Junior Lien Obligations, or Subordinate Lien Obligations, if issued, may be payable, in whole or in part, from Net Revenues (without impairment of the obligation of contract with the holders of the currently outstanding Limited Pledge Obligations and the Certificates) upon such terms and conditions as the City Council may determine. Additional Limited Pledge Obligations, if issued and payable, in whole or in part, from Pledged Revenues (defined in the same or similar terms as provided in Section 9 of this Ordinance or in the ordinances authorizing the issuance of the currently outstanding Limited Pledge Obligations), shall not in any

event be construed to be payable from the Pledged Revenues authorized by this Ordinance or in the respective ordinances authorizing the issuance of the currently outstanding Limited Pledge Obligations to be budgeted and appropriated for the payment of the Certificates or the respective ordinances authorizing the issuance of the currently outstanding Limited Pledge Obligations. However, the lien on and pledge of the limited amount of Net Revenues securing, in part, the payment of the Certificates, the Limited Pledge Obligations, and any Additional Limited Pledge Obligations shall be subordinate and inferior to the pledge of and lien on the Net Revenues securing the payment of any Prior Lien Obligations, Junior Lien Obligations, or Subordinate Lien Obligations hereafter issued by the City.

SECTION 21. Special Covenants. The City hereby further covenants that:

A. it has the lawful power to pledge the Pledged Revenues supporting the Certificates and has lawfully exercised said powers under the laws of the State of Texas, including power existing under Chapter 1502, as amended, Texas Government Code, the Certificate of Obligation Act of 1971, as amended, Texas Local Government Code, Section 271.041 through Section 271.064, and the City's Home Rule Charter;

B. other than for the payment of the currently outstanding Limited Pledge Obligations, and the Certificates, the Net Revenues of the System have not in any manner been pledged to the payment of any debt or obligation of the City or of the System;

C. as long as any Certificates or any interest thereon remain Outstanding, the City will not sell, lease or encumber (except in the manner provided in Section 20 of this Ordinance) the System or any substantial part thereof, provided that this covenant shall not be construed to prohibit the sale of such machinery, or other properties or equipment which has become obsolete or otherwise unsuited to the efficient operation of the System;

D. to the extent that it legally may, the City further covenants and agrees that, so long as any of the Certificates, or any interest thereon, are Outstanding, no franchise shall be granted for the installation or operation of any competing utility systems other than those owned by the City, and the operation of any such systems by anyone other than the City is hereby prohibited; and

E. no free service of the System shall be allowed, and should the City or any of its agents or instrumentalities make use of the services and facilities of the System, payment of the reasonable value thereof shall be made by the City out of funds from sources other than the revenues and income of the System.

SECTION 22. Application of the Covenants and Agreements of any Prior Lien Obligations, Junior Lien Obligations, Subordinate Lien Obligations, or Additional Limited Pledge Obligations. It is the intention of the City Council and accordingly hereby recognized and stipulated that the provisions, agreements, and covenants contained herein bearing upon the management and operations of the System, and the administration and application of Gross Revenues derived from the operation thereof, shall to the extent possible be harmonized with like provisions, agreements, and covenants contained in the ordinances authorizing the issuance of any Prior Lien Obligations, Junior Lien Obligations, or Subordinate Lien Obligations hereafter issued

by the City, and to the extent of any irreconcilable conflict between the provisions contained herein and in the ordinances authorizing the issuance of any Prior Lien Obligations, Junior Lien Obligations, or Subordinate Lien Obligations, the provisions, agreements and covenants contained therein shall prevail to the extent of such conflict and be applicable to this Ordinance, especially the priority of rights and benefits conferred thereby to the holders of any Prior Lien Obligations, Junior Lien Obligations, or Subordinate Lien Obligations hereafter issued by the City. It is expressly recognized that prior to the issuance of any Prior Lien Obligations, Junior Lien Obligations, Subordinate Lien Obligations, or Additional Limited Pledge Obligations, the City must comply with each of the conditions precedent contained in the respective ordinances authorizing the issuance of the currently outstanding Limited Pledge Obligations and the Certificates, as appropriate.

SECTION 23. Notices to Holders – Waiver. Wherever this Ordinance provides for notice to Holders of any event, such notice shall be sufficiently given (unless otherwise herein expressly provided) if in writing and sent by United States mail, first-class postage prepaid, to the address of each Holder as it appears in the Security Register at the close of business on the business day next preceding the mailing of such notice.

In any case where notice to Holders is given by mail, neither the failure to mail such notice to any particular Holders, nor any defect in any notice so mailed, shall affect the sufficiency of such notice with respect to all other Holders. Where this Ordinance provides for notice in any manner, such notice may be waived in writing by the Holder entitled to receive such notice, either before or after the event with respect to which such notice is given, and such waiver shall be the equivalent of such notice. Waivers of notice by Holders shall be filed with the Paying Agent/Registrar, but such filing shall not be a condition precedent to the validity of any action taken in reliance upon such waiver.

SECTION 24. Cancellation. All Certificates surrendered for payment, redemption, transfer, exchange, or replacement, if surrendered to the Paying Agent/Registrar, shall be promptly cancelled by it and, if surrendered to the City, shall be delivered to the Paying Agent/Registrar and, if not already cancelled, shall be promptly cancelled by the Paying Agent/Registrar. The City may at any time deliver to the Paying Agent/Registrar for cancellation any Certificates previously certified or registered and delivered which the City may have acquired in any manner whatsoever, and all Certificates so delivered shall be promptly cancelled by the Paying Agent/Registrar. All cancelled Certificates held by the Paying Agent/Registrar shall be destroyed as directed by the City.

SECTION 25. Mutilated, Destroyed, Lost, and Stolen Certificates. If (1) any mutilated Certificate is surrendered to the Paying Agent/Registrar, or the City and the Paying Agent/Registrar receive evidence to their satisfaction of the destruction, loss, or theft of any Certificate, and (2) there is delivered to the City and the Paying Agent/Registrar such security or indemnity as may be required to save each of them harmless, then, in the absence of notice to the City or the Paying Agent/Registrar that such Certificate has been acquired by a bona fide purchaser, the City shall execute and, upon its request, the Paying Agent/Registrar shall register and deliver, in exchange for or in lieu of any such mutilated, destroyed, lost, or stolen Certificate, a new Certificate of the same Stated Maturity and interest rate and of like tenor and principal amount, bearing a number not contemporaneously Outstanding.

In case any such mutilated, destroyed, lost, or stolen Certificate has become or is about to become due and payable, the City in its discretion may, instead of issuing a new Certificate, pay such Certificate.

Upon the issuance of any new Certificate or payment in lieu thereof, under this Section, the City may require payment by the Holder of a sum sufficient to cover any tax or other governmental charge imposed in relation thereto and any other expenses and charges (including attorney's fees and the fees and expenses of the Paying Agent/Registrar) connected therewith.

Every new Certificate issued pursuant to this Section in lieu of any mutilated, destroyed, lost, or stolen Certificate shall constitute a replacement of the prior obligation of the City, whether or not the mutilated, destroyed, lost, or stolen Certificate shall be at any time enforceable by anyone, and shall be entitled to all the benefits of this Ordinance equally and ratably with all other Outstanding Certificates.

The provisions of this Section are exclusive and shall preclude (to the extent lawful) all other rights and remedies with respect to the replacement and payment of mutilated, destroyed, lost, or stolen Certificates.

SECTION 26. Sale of Certificates at Competitive Sale; Approval of Official Statement; Proceeds of Sale. The Certificates authorized by this Ordinance are hereby sold by the City to _____, _____, ____, (the *Purchasers*, and having all of the rights, duties, and obligations of a Holder) in accordance with the provisions of an Official Bid Form dated September 11, 2023 (the *Official Bid Form*), attached hereto as Exhibit B and incorporated herein by reference as a part of this Ordinance for all purposes, at the price of par, plus a [net] reoffering premium of $_____ (including the Purchasers' compensation of $_____), plus accrued interest to the date of initial delivery of the Certificates to the Purchasers, and is hereby approved and confirmed. The Initial Certificate shall be registered in the name of ____. It is hereby officially found, determined, and declared that the Purchasers are the highest bidder for the Certificates whose bid, received as a result of invitations for competitive bids in compliance with applicable law, produced the lowest true interest cost to the City. The pricing and terms of the sale of the Certificates are hereby found and determined to be the most advantageous reasonably obtainable by the City. Any Authorized Official is hereby authorized and directed to execute the Official Bid Form for and on behalf of the City and as the act and deed of this Governing Body, and in regard to the approval and execution of the Official Bid Form, the Governing Body hereby finds, determines and declares that the representations, warranties, and agreements of the City contained in the Official Bid Form are true and correct in all material respects and shall be honored and performed by the City. Delivery of the Certificates to the Purchasers shall occur as soon as practicable after the adoption of this Ordinance, upon payment therefor in accordance with the terms of the Official Bid Form.

Proceeds from the sale of the Certificates shall be applied as follows:

(1) Accrued interest on the Certificates (in the amount of $_____) received from the Purchasers shall be deposited into the Certificate Fund.

(2) The City received a [net] reoffering premium from the sale of the Certificates of $_____ which is hereby allocated by the City in the following manner:

(A) $_____ to pay the Purchasers' compensation, (B) $_____ to pay the costs of issuance, (C) $_____ representing excess costs of issuance will be deposited into the Certificate Fund, and (D) the remaining $_____ shall be deposited into the construction account established in paragraph (3) below.

(3) The balance of the proceeds (including a portion of the reoffering premium in the amount of $_____ as described above and principal in the amount of $_,___,___.00, totaling $_____ derived from the sale of the Certificates (after paying costs of issuance) shall be deposited into the special construction account or accounts created for the projects to be constructed with the proceeds of the Certificates. This special construction account shall be established and maintained at the Depository and shall be invested in accordance with the provisions of Section 10 of this Ordinance. Interest earned on the proceeds of the Certificates pending completion of construction of the projects financed with such proceeds shall be accounted for, maintained, deposited, and expended as permitted by the provisions of Chapter 1201, as amended, Texas Government Code, or as required by any other applicable law. Thereafter, such amounts shall be expended in accordance with Section 11 of this Ordinance.

Furthermore, the City hereby ratifies, confirms, and approves in all respects (i) the City's prior determination that the Preliminary Official Statement was, as of its date, "deemed final" in accordance with SEC Rule 15c2-12, as amended (the *Rule*) and (ii) the use and distribution of the Preliminary Official Statement by the Purchaser in connection with the public offering and sale of the Certificates. The final Official Statement, being a modification and amendment of the Preliminary Official Statement to reflect the terms of sale (together with such changes approved by an Authorized Official), shall be and is hereby in all respects approved and the Purchaser is hereby authorized to use and distribute the final Official Statement, dated September 11, 2023, in the reoffering, sale and delivery of the Certificates to the public. The Mayor, Mayor Pro Tem, and/or City Secretary are further authorized and directed to manually execute and deliver for and on behalf of the City copies of the Official Statement in final form as may be required by the Purchaser, and such final Official Statement in the form and content manually executed by said officials shall be deemed to be approved by the Governing Body and constitute the Official Statement authorized for distribution and use by the Purchaser. The proper officials of the City are hereby authorized to execute and deliver a certificate pertaining to such Official Statement as prescribed therein, dated as of the date of payment for and delivery of the Certificates.

SECTION 27. Covenants to Maintain Tax-Exempt Status.

A. Definitions. When used in this Section, the following terms have the following meanings:

"Closing Date" means the date on which the Certificates are first authenticated and delivered to the initial purchasers against payment therefor.

"Code" means the Internal Revenue Code of 1986, as amended by all legislation, if any, effective on or before the Closing Date.

"Computation Date" has the meaning set forth in Section 1.148-1(b) of the Regulations.

"Gross Proceeds" means any proceeds as defined in Section 1.148-1(b) of the Regulations, and any replacement proceeds as defined in Section 1.148-1(c) of the Regulations, of the Certificates.

"Investment" has the meaning set forth in Section 1.148-1(b) of the Regulations.

"Nonpurpose Investment" means any investment property, as defined in section 148(b) of the Code, in which Gross Proceeds of the Certificates are invested and which is not acquired to carry out the governmental purposes of the Certificates.

"Rebate Amount" has the meaning set forth in Section 1.148-1(b) of the Regulations.

"Regulations" means any proposed, temporary, or final Income Tax Regulations issued pursuant to sections 103 and 141 through 150 of the Code, and 103 of the Internal Revenue Code of 1954, which are applicable to the Certificates. Any reference to any specific Regulation shall also mean, as appropriate, any proposed, temporary or final Income Tax Regulation designed to supplement, amend or replace the specific Regulation referenced.

"Yield" of

(1) any Investment has the meaning set forth in Section 1.148-5 of the Regulations; and

(2) the Certificates means the yield as calculated pursuant to Section 1.148-4 of the Regulations.

B. Not to Cause Interest to Become Taxable. The City shall not use, permit the use of, or omit to use Gross Proceeds or any other amounts (or any property the acquisition, construction or improvement of which is to be financed or refinanced directly or indirectly with Gross Proceeds) in a manner which if made or omitted, respectively, would cause the interest on any Certificate to become includable in the gross income, as defined in section 61 of the Code, of the owner thereof for federal income tax purposes. Without limiting the generality of the foregoing, unless and until the City receives a written opinion of counsel nationally recognized in the field of municipal bond law to the effect that failure to comply with such covenant will not adversely affect the exemption from federal income tax of the interest on any Certificate, the City shall comply with each of the specific covenants in this Section.

C. No Private Use or Private Payments. Except to the extent it will not cause the Certificates to become "private activity bonds" within the meaning of section 141 of the Code and the Regulations and rulings thereunder, the City shall at all times prior to the last Stated Maturity of Certificates:

(1) exclusively own, operate and possess all property the acquisition, construction or improvement of which is to be financed or refinanced directly or indirectly with Gross Proceeds of the Certificates, and not use or permit the use of such Gross Proceeds (including all contractual arrangements with terms different than those applicable to the general public) or any property acquired, constructed or improved with such Gross Proceeds in any activity carried on by any person or entity (including the United States or any agency, department and instrumentality thereof) other than a state or local government, unless such use is solely as a member of the general public; and

(2) not directly or indirectly impose or accept any charge or other payment by any person or entity who is treated as using Gross Proceeds of the Certificates or any property the acquisition, construction or improvement of which is to be financed or refinanced directly or indirectly with such Gross Proceeds, other than taxes of general application within the City or interest earned on investments acquired with such Gross Proceeds pending application for their intended purposes.

D. No Private Loan. Except to the extent it will not cause the Certificates to become "private activity bonds" within the meaning of section 141 of the Code and the Regulations and rulings thereunder, the City shall not use Gross Proceeds of the Certificates to make or finance loans to any person or entity other than a state or local government. For purposes of the foregoing covenant, such Gross Proceeds are considered to be "loaned" to a person or entity if- (1) property acquired, constructed or improved with such Gross Proceeds is sold or leased to such person or entity in a transaction which creates a debt for federal income tax purposes; (2) capacity in or service from such property is committed to such person or entity under a take-or-pay, output or similar contract or arrangement; or (3) indirect benefits, or burdens and benefits of ownership, of such Gross Proceeds or any property acquired, constructed or improved with such Gross Proceeds are otherwise transferred in a transaction which is the economic equivalent of a loan.

E. Not to Invest at Higher Yield. Except to the extent it will not cause the Certificates to become "arbitrage bonds" within the meaning of section 148 of the Code and the Regulations and rulings thereunder, the City shall not at any time prior to the final Stated Maturity of the Certificates directly or indirectly invest Gross Proceeds in any Investment, if as a result of such investment the Yield of any Investment acquired with Gross Proceeds, whether then held or previously disposed of, materially exceeds the Yield of the Certificates.

F. Not Federally Guaranteed. Except to the extent permitted by section 149(b) of the Code and the Regulations and rulings thereunder, the City shall not take or omit to take any action which would cause the Certificates to be federally guaranteed within the meaning of section 149(b) of the Code and the Regulations and rulings thereunder.

G. Information Report. The Issuer shall timely file the information required by section 149(e) of the Code with the Secretary of the Treasury on Form 8038-G or such other form and in such place as the Secretary may prescribe.

H. Rebate of Arbitrage Profits. Except to the extent otherwise provided in section 148(f) of the Code and the Regulations and rulings thereunder:

(1) The City shall account for all Gross Proceeds (including all receipts, expenditures and investments thereof) on its books of account separately and apart from all other funds (and receipts, expenditures and investments thereof) and shall retain all records of accounting for at least six years after the day on which the last Outstanding Certificate is discharged. However, to the extent permitted by law, the City may commingle Gross Proceeds of the Certificates with other money of the City, provided that the City separately accounts for each receipt and expenditure of Gross Proceeds and the obligations acquired therewith.

(2) Not less frequently than each Computation Date, the City shall calculate the Rebate Amount in accordance with rules set forth in section 148(f) of the Code and the Regulations and rulings thereunder. The City shall maintain such calculations with its official transcript of proceedings relating to the issuance of the Certificates until six years after the final Computation Date.

(3) As additional consideration for the purchase of the Certificates by the Purchasers and the loan of the money represented thereby and in order to induce such purchase by measures designed to insure the excludability of the interest thereon from the gross income of the owners thereof for federal income tax purposes, the City shall pay to the United States out of the Certificate Fund or its general fund, as permitted by applicable Texas statute, regulation or opinion of the Attorney General of the State of Texas, the amount that when added to the future value of previous rebate payments made for the Certificates equals (i) in the case of a Final Computation Date as defined in Section 1.148-3(e)(2) of the Regulations, one hundred percent (100%) of the Rebate Amount on such date; and (ii) in the case of any other Computation Date, ninety percent (90%) of the Rebate Amount on such date. In all cases, the rebate payments shall be made at the times, in the installments, to the place and in the manner as is or may be required by section 148(f) of the Code and the Regulations and rulings thereunder, and shall be accompanied by Form 8038-T or such other forms and information as is or may be required by section 148(f) of the Code and the Regulations and rulings thereunder.

(4) The City shall exercise reasonable diligence to assure that no errors are made in the calculations and payments required by paragraphs (2) and (3), and if an error is made, to discover and promptly correct such error within a reasonable amount of time thereafter (and in all events within one hundred eighty (180) days after discovery of the error), including payment to the United States of any additional Rebate Amount owed to it, interest thereon, and any penalty imposed under Section 1.148-3(h) of the Regulations.

I. Not to Divert Arbitrage Profits. Except to the extent permitted by section 148 of the Code and the Regulations and rulings thereunder, the City shall not, at any time prior to the earlier of the Stated Maturity or final payment of the Certificates, enter into any transaction that reduces the amount required to be paid to the United States pursuant to Subsection H of this Section because such transaction results in a smaller profit or a larger loss than would have resulted if the transaction had been at arm's length and had the Yield of the Certificates not been relevant to either party.

J. Certificates Not Hedge Bonds.

(1) The City reasonably expects to spend at least 85% of the spendable proceeds of the Certificates within three years after such Certificates are issued.

(2) Not more than 50% of the proceeds of the Certificates will be invested in Nonpurpose Investments having a substantially guaranteed Yield for a period of 4 years or more.

K. Elections. The City hereby directs and authorizes any Authorized Official and Bond Counsel, either individually or any combination of them, to make elections permitted or required pursuant to the provisions of the Code or the Regulations, as they deem necessary or appropriate in connection with the Certificates, in the Certificate as to Tax Exemption or similar or other appropriate certificate, form or document. Such elections shall be deemed to be made on the Closing Date.

L. Qualified Tax-Exempt Obligations. The City hereby designates the Certificates as qualified tax-exempt obligations for purposes of section 265(b) of the Code. In furtherance of such designation, the City represents, covenants and warrants the following: (a) during the calendar year in which the Certificates are issued, the City (including any subordinate entities) has not designated nor will designate obligations, which when aggregated with the Certificates, will result in more than $10,000,000 of "qualified tax-exempt obligations" being issued; (b) the City reasonably anticipates that the amount of tax-exempt obligations issued during the calendar year 2023 by the City (including any subordinate entities) will not exceed $10,000,000; and the City will take such action or refrain from such action as is necessary in order that the Certificates will not be considered "private activity bonds" within the meaning of section 141 of the Code.

SECTION 28. Control and Custody of Certificates. The Mayor of the City shall be and is hereby authorized to take and have charge of all necessary orders and records pending investigation by the Attorney General of the State of Texas and shall take and have charge and control of the Certificates pending their approval by the Attorney General of the State of Texas, the registration thereof by the Comptroller of Public Accounts of the State of Texas and the delivery of the Certificates to the Purchasers.

Furthermore, any Authorized Official, either individually or any combination of them, is hereby authorized and directed to furnish and execute such documents relating to the City and its financial affairs as may be necessary for the issuance of the Certificates, the approval of the Attorney General of the State of Texas and their registration by the Comptroller of Public Accounts of the State of Texas and, together with the City's financial advisors, Bond Counsel, and the Paying Agent/Registrar, make the necessary arrangements for the delivery of the Initial Certificate to the Purchasers and, when requested in writing by the Purchasers, the initial exchange thereof for definitive Certificates.

SECTION 29. Satisfaction of Obligation of City. If the City shall pay or cause to be paid, or there shall otherwise be paid to the Holders, the principal of, premium, if any, and interest on the Certificates, at the times and in the manner stipulated in this Ordinance, then the pledge of taxes levied and the lien on and pledge of the Pledged Revenues under this Ordinance and all covenants, agreements, and other obligations of the City to the Holders shall thereupon cease, terminate, and be discharged and satisfied.

Certificates, or any principal amount(s) thereof, shall be deemed to have been paid within the meaning and with the effect expressed above in this Section when (i) money sufficient to pay in full such Certificates or the principal amount(s) thereof at Stated Maturity or to the redemption date therefor, together with all interest due thereon, shall have been irrevocably deposited with and held in trust by the Paying Agent/Registrar, or an authorized escrow agent, and/or (ii) Government Securities shall have been irrevocably deposited in trust with the Paying Agent/Registrar, or an authorized escrow agent, which Government Securities will mature as to principal and interest in such amounts and at such times as will insure the availability, without reinvestment, of sufficient money, together with any money deposited therewith, if any, to pay when due the principal of and interest on such Certificates, or the principal amount(s) thereof, on and prior to the Stated Maturity thereof or (if notice of redemption has been duly given or waived or if irrevocable arrangements therefor acceptable to the Paying Agent/Registrar have been made) the redemption date thereof for the Certificates. In the event of a defeasance of the Certificates, the City shall deliver a certificate from its financial advisor, the Paying Agent/Registrar, an independent accounting firm, or another qualified third party concerning the deposit of cash and/or Government Securities to pay, when due, the principal of, redemption premium (if any), and interest due on any defeased Certificate. To the extent applicable, if at all, the City covenants that no deposit of money or Government Securities will be made under this Section and no use made of any such deposit which would cause the Certificates to be treated as arbitrage bonds within the meaning of section 148 of the Code (as defined in Section 27 hereof).

Any money so deposited with the Paying Agent/Registrar, and all income from Government Securities held in trust by the Paying Agent/Registrar, or an authorized escrow agent, pursuant to this Section which is not required for the payment of the Certificates, or any principal amount(s) thereof, or interest thereon with respect to which such money has been so deposited shall be remitted to the City or deposited as directed by the City. Furthermore, any money held by the Paying Agent/Registrar for the payment of the principal of and interest on the Certificates and remaining unclaimed for a period of three (3) years after the Stated Maturity of the Certificates, or applicable redemption date of the Certificates, such money was deposited and is held in trust to pay shall upon the request of the City be remitted to the City against a written receipt therefor, subject to the unclaimed property laws of the State of Texas.

Notwithstanding any other provision of this Ordinance to the contrary, it is hereby provided that any determination not to redeem defeased Certificates that is made in conjunction with the payment arrangements specified in subsection (i) or (ii) above shall not be irrevocable, provided that: (1) in the proceedings providing for such defeasance, the City expressly reserves the right to call the defeased Certificates for redemption; (2) gives notice of the reservation of that right to the owners of the defeased Certificates immediately following the defeasance; (3) directs that notice of the reservation be included in any redemption notices that it authorizes; and (4) at the time of the redemption, satisfies the conditions of (i) or (ii) above with respect to such defeased debt as though it was being defeased at the time of the exercise of the option to redeem the defeased Certificates, after taking the redemption into account in determining the sufficiency of the provisions made for the payment of the defeased Certificates.

SECTION 30. Printed Opinion. The Purchasers' obligation to accept delivery of the Certificates is subject to their being furnished a final opinion of Norton Rose Fulbright US LLP, San Antonio, Texas, as Bond Counsel, approving certain legal matters as to the Certificates, this

opinion to be dated and delivered as of the date of initial delivery and payment for such Certificates. Printing of a true and correct copy of this opinion on the reverse side of each of the Certificates, with appropriate certificate pertaining thereto executed by facsimile signature of the City Secretary of the City is hereby approved and authorized.

SECTION 31. CUSIP Numbers. CUSIP numbers may be printed or typed on the definitive Certificates. It is expressly provided, however, that the presence or absence of CUSIP numbers on the definitive Certificates shall be of no significance or effect as regards the legality thereof, and neither the City nor Bond Counsel are to be held responsible for CUSIP numbers incorrectly printed or typed on the definitive Certificates.

SECTION 32. Effect of Headings. The Section headings herein are for convenience only and shall not affect the construction hereof.

SECTION 33. Ordinance a Contract, Amendments - Outstanding Certificates. The City acknowledges that the covenants and obligations of the City herein contained are a material inducement to the purchase of the Certificates. This Ordinance shall constitute a contract with the Holders from time to time, binding on the City and its successors and assigns, and it shall not be amended or repealed by the City so long as any Certificate remains Outstanding except as permitted in this Section. The City may, without the consent of or notice to any Holders, from time to time and at any time, amend this Ordinance in any manner not detrimental to the interests of the Holders, including the curing of any ambiguity, inconsistency, or formal defect or omission herein. In addition, the City may, with the written consent of Holders holding a majority in aggregate principal amount of the Certificates then Outstanding affected thereby, amend, add to, or rescind any of the provisions of this Ordinance; provided, however, that, without the consent of all Holders of Outstanding Certificates, no such amendment, addition, or rescission shall (1) extend the time or times of payment of the principal of and interest on the Certificates, reduce the principal amount thereof, the redemption price therefor, or the rate of interest thereon, or in any other way modify the terms of payment of the principal of, premium, if any, or interest on the Certificates, (2) give any preference to any Certificate over any other Certificate, or (3) reduce the aggregate principal amount of Certificates required for consent to any such amendment, addition, or rescission.

SECTION 34. Benefits of Ordinance. Nothing in this Ordinance, expressed or implied, is intended or shall be construed to confer upon any person other than the City, Bond Counsel, Paying Agent/Registrar, and the Holders, any right, remedy, or claim, legal or equitable, under or by reason of this Ordinance or any provision hereof, this Ordinance and all its provisions being intended to be and being for the sole and exclusive benefit of the City, Bond Counsel, Paying Agent/Registrar, and the Holders.

SECTION 35. Inconsistent Provisions. All ordinances and resolutions, or parts thereof, which are in conflict or inconsistent with any provision of this Ordinance are hereby repealed to the extent of such conflict, and the provisions of this Ordinance shall be and remain controlling as to the matters ordained herein.

SECTION 36. Governing Law. This Ordinance shall be construed and enforced in accordance with the laws of the State of Texas and the United States of America.

SECTION 37. Severability. If any provision of this Ordinance or the application thereof to any person or circumstance shall be held to be invalid, the remainder of this Ordinance and the application of such provision to other persons and circumstances shall nevertheless be valid, and the City Council hereby declares that this Ordinance would have been enacted without such invalid provision.

SECTION 38. Construction of Terms. If appropriate in the context of this Ordinance, words of the singular number shall be considered to include the plural, words of the plural number shall be considered to include the singular, and words of the masculine, feminine or neuter gender shall be considered to include the other genders.

SECTION 39. Incorporation of Preamble Recitals. The recitals contained in the preamble hereof are hereby found to be true, and such recitals are hereby made a part of this Ordinance for all purposes and are adopted as a part of the judgment and findings of the City Council of the City.

SECTION 40. Authorization of Paying Agent/Registrar Agreement. The City Council of the City hereby finds and determines that it is in the best interest of the City to authorize the execution of a Paying Agent/Registrar Agreement concerning the payment, exchange, registration, and transferability of the Certificates. A copy of the Paying Agent/Registrar Agreement is attached hereto, in substantially final form, as Exhibit A and is incorporated by reference to the provisions of this Ordinance.

SECTION 41. Public Meeting. It is officially found, determined, and declared that the meeting at which this Ordinance is adopted was open to the public and public notice of the time, place, and subject matter of the public business to be considered at such meeting, including this Ordinance, was given, all as required by Chapter 551, as amended, Texas Government Code.

SECTION 42. Unavailability of Authorized Publication. If, because of the temporary or permanent suspension of any newspaper, journal, or other publication, or, for any reason, publication of notice cannot be made meeting any requirements herein established, any notice required to be published by the provisions of this Ordinance shall be given in such other manner and at such time or times as in the judgment of the City or of the Paying Agent/Registrar shall most effectively approximate such required publication and the giving of such notice in such manner shall for all purposes of this Ordinance be deemed to be in compliance with the requirements for publication thereof.

SECTION 43. No Recourse Against City Officials. No recourse shall be had for the payment of principal of, premium, if any, or interest on any Certificate or for any claim based thereon or on this Ordinance against any official of the City or any person executing any Certificate.

SECTION 44. Continuing Disclosure Undertaking.

A. Definitions.

As used in this Section, the following terms have the meanings ascribed to such terms below:

EMMA means the MSRB's Electronic Municipal Market Access system, accessible by the general public, without charge, on the internet through the uniform resource locator (URL) http://www.emma.msrb.org.

Financial Obligation means a (a) debt obligation; (b) derivative instrument entered into in connection with, or pledged as security or a source of payment for, an existing or planned debt obligation; or (c) guarantee of a debt obligation or any such derivative instrument; provided that "financial obligation" shall not include municipal securities (as defined in the Securities Exchange Act of 1934, as amended) as to which a final official statement (as defined in the Rule) has been provided to the MSRB consistent with the Rule.

MSRB means the Municipal Securities Rulemaking Board.

Rule means SEC Rule 15c2-12, as amended from time to time.

SEC means the United States Securities and Exchange Commission.

Undertaking means the City's continuing disclosure undertaking, described in Paragraphs B through F below, hereunder accepted and entered into by the City for the purpose of compliance with the Rule.

B. Annual Reports.

The City shall file annually with the MSRB, (1) within six months after the end of each fiscal year of the City ending in or after 2023, financial information and operating data with respect to the City of the general type included in the final Official Statement authorized by Section 26 of this Ordinance, being the information described in Exhibit C hereto, and (2) if not provided as part of such financial information and operating data, audited financial statements of the City, when and if available. Any financial statements so to be provided shall be (i) prepared in accordance with the accounting principles described in Exhibit C hereto, or such other accounting principles as the City may be required to employ from time to time pursuant to state law or regulation, and (ii) audited, if the City commissions an audit of such financial statements and the audit is completed within the period during which they must be provided. If the audit of such financial statements is not complete within such period, then the City shall file unaudited financial statements within such period and audited financial statements for the applicable fiscal year to the MSRB, when and if the audit report on such financial statements becomes available. Under current Texas law, including, but not limited to, Chapter 103, as amended, Texas Local Government Code, the City must have its records and accounts audited annually and shall have an annual financial statement prepared based on the audit. The annual financial statement, including the auditor's opinion on the statement, shall be filed in the office of the City Secretary within 180 days after the last day of the City's fiscal year. Additionally, upon the filing of this financial statement and the annual audit, these documents are subject to the Texas Open Records Act, as amended, Texas Government Code, Chapter 552.

If the City changes its fiscal year, it will file notice of such change (and of the date of the new fiscal year end) with the MSRB prior to the next date by which the City otherwise would be required to provide financial information and operating data pursuant to this Section.

C. Notice of Certain Events.

The City shall file notice of any of the following events with respect to the Certificates to the MSRB in a timely manner and not more than 10 business days after occurrence of the event:

(1) Principal and interest payment delinquencies;

(2) Non-payment related defaults, if material;

(3) Unscheduled draws on debt service reserves reflecting financial difficulties;

(4) Unscheduled draws on credit enhancements reflecting financial difficulties;

(5) Substitution of credit or liquidity providers, or their failure to perform;

(6) Adverse tax opinions, the issuance by the Internal Revenue Service of proposed or final determinations of taxability, Notices of Proposed Issue (IRS Form 5701-TEB), or other material notices or determinations with respect to the tax status of the Certificates, or other material events affecting the tax status of the Certificates;

(7) Modifications to rights of Holders of the Certificates, if material;

(8) Certificate calls, if material, and tender offers;

(9) Defeasances;

(10) Release, substitution, or sale of property securing repayment of the Certificates, if material;

(11) Rating changes;

(12) Bankruptcy, insolvency, receivership, or similar event of the City, which shall occur as described below;

(13) The consummation of a merger, consolidation, or acquisition involving the City or the sale of all or substantially all of its assets, other than in the ordinary course of business, the entry into of a definitive agreement to undertake such an action or the termination of a definitive agreement relating to any such actions, other than pursuant to its terms, if material;

(14) Appointment of a successor or additional paying agent/registrar or the change of name of a paying agent/registrar, if material;

(15) Incurrence of a Financial Obligation of the City, if material, or agreement to covenants, events of default, remedies, priority rights, or other similar terms of a Financial Obligation of the City, any of which affect security holders, if material; and

(16) Default, event of acceleration, termination event, modification of terms, or other similar events under the terms of a Financial Obligation of the City, any of which reflect financial difficulties.

For these purposes, (a) any event described in the immediately preceding paragraph (12) is considered to occur when any of the following occur: the appointment of a receiver, fiscal agent, or similar officer for the City in a proceeding under the United States Bankruptcy Code or in any other proceeding under state or federal law in which a court or governmental authority has assumed jurisdiction over substantially all of the assets or business of the City, or if such jurisdiction has been assumed by leaving the existing governing body and officials or officers in possession but subject to the supervision and orders of a court or governmental authority, or the entry of an order confirming a plan of reorganization, arrangement, or liquidation by a court or governmental authority having supervision or jurisdiction over substantially all of the assets or business of the City, and (b) the City intends the words used in the immediately preceding paragraphs (15) and (16) and the definition of Financial Obligation in this Section to have the same meanings as when they are used in the Rule, as evidenced by SEC Release No. 34-83885, dated August 20, 2018.

The City shall file notice with the MSRB, in a timely manner, of any failure by the City to provide financial information or operating data in accordance with this Section by the time required by this Section.

D. Limitations, Disclaimers, and Amendments.

The City shall be obligated to observe and perform the covenants specified in this Section for so long as, but only for so long as, the City remains an "obligated person" with respect to the Certificates within the meaning of the Rule, except that the City in any event will give notice of any deposit that causes the Certificates to be no longer Outstanding.

The provisions of this Section are for the sole benefit of the holders and beneficial owners of the Certificates, and nothing in this Section, express or implied, shall give any benefit or any legal or equitable right, remedy, or claim hereunder to any other person. The City undertakes to provide only the financial information, operating data, financial statements, and notices which it has expressly agreed to provide pursuant to this Section and does not hereby undertake to provide any other information that may be relevant or material to a complete presentation of the City's financial results, condition, or prospects or hereby undertake to update any information provided in accordance with this Section or otherwise, except as expressly provided herein. The City does not make any representation or warranty concerning such information or its usefulness to a decision to invest in or sell Certificates at any future date.

UNDER NO CIRCUMSTANCES SHALL THE CITY BE LIABLE TO THE HOLDER OR BENEFICIAL OWNER OF ANY CERTIFICATE OR ANY OTHER PERSON, IN CONTRACT OR TORT, FOR DAMAGES RESULTING IN WHOLE OR IN PART FROM ANY BREACH BY THE CITY, WHETHER NEGLIGENT OR WITH OR WITHOUT FAULT ON ITS PART, OF ANY COVENANT SPECIFIED IN THIS SECTION, BUT EVERY RIGHT AND REMEDY OF ANY SUCH PERSON, IN CONTRACT OR TORT, FOR OR ON ACCOUNT OF ANY SUCH BREACH SHALL BE LIMITED TO AN ACTION FOR *MANDAMUS* OR SPECIFIC PERFORMANCE.

No default by the City in observing or performing its obligations under this Section shall constitute a breach of or default under this Ordinance for purposes of any other provision of this Ordinance.

Nothing in this Section is intended or shall act to disclaim, waive, or otherwise limit the duties of the City under federal and state securities laws.

The provisions of this Section may be amended by the City from time to time to adapt to changed circumstances that arise from a change in legal requirements, a change in law, or a change in the identity, nature, status, or type of operations of the City, but only if (1) the provisions of this Section, as so amended, would have permitted an underwriter to purchase or sell Certificates in the primary offering of the Certificates in compliance with the Rule, taking into account any amendments or interpretations of the Rule to the date of such amendment, as well as such changed circumstances, and (2) either (a) the holders of a majority in aggregate principal amount (or any greater amount required by any other provision of this Ordinance that authorizes such an amendment) of the Outstanding Certificates consent to such amendment or (b) a person that is unaffiliated with the City (such as nationally recognized bond counsel) determines that such amendment will not materially impair the interests of the holders and beneficial owners of the Certificates. The City may also repeal or amend the provisions of this Section if the SEC amends or repeals the applicable provisions of the Rule or any court of final jurisdiction enters judgment that such provisions of the Rule are invalid, and the City also may amend the provisions of this Section in its discretion in any other manner or circumstance, but in either case only if and to the extent that the provisions of this sentence would not have prevented an underwriter from lawfully purchasing or selling Certificates in the primary offering of the Certificates, giving effect to (a) such provisions as so amended and (b) any amendments or interpretations of the Rule. If the City so amends the provisions of this Section, the City shall include with any amended financial information or operating data next provided in accordance with this Section an explanation, in narrative form, of the reasons for the amendment and of the impact of any change in the type of financial information or operating data so provided.

E. Information Format – Incorporation by Reference.

The City information required under this Section shall be filed with the MSRB through EMMA in such format and accompanied by such identifying information as may be specified from time to time thereby. Under the current rules of the MSRB, continuing disclosure documents submitted to EMMA must be in word-searchable portable document format (PDF) files that permit the document to be saved, viewed, printed, and retransmitted by electronic means and the series of obligations to which such continuing disclosure documents relate must be identified by CUSIP number or numbers.

Financial information and operating data to be provided pursuant to this Section may be set forth in full in one or more documents or may be included by specific reference to any document (including an official statement or other offering document) available to the public through EMMA or filed with the SEC.

F. General Policies and Procedures Concerning Compliance with the Rule.

Because the issuance of the Certificates is subject to the provisions of the Rule and because the potential "underwriters" in a negotiated sale of the Certificates or the initial purchasers in a competitive sale of the Certificates may be subject to MSRB rules and regulations with respect to such sale (including certain due diligence and suitability requirements, among others), the City

hereby adopts the General Policies and Procedures Concerning Compliance with the Rule (the "Policies and Procedures"), attached hereto as Exhibit E, with which the City shall follow to assure compliance with the Undertaking. The City has developed these Policies and Procedures for the purpose of meeting its requirements of the Undertaking and, in connection therewith, has sought the guidance from its internal staff charged with administering the City's financial affairs, its municipal or financial advisors, its legal counsel (including its Bond Counsel), and its independent accountants (to the extent determined to be necessary or advisable). The Policies and Procedures can be amended at the sole discretion of the City and any such amendment will not be deemed to be an amendment to the Undertaking. Each Authorized Official is hereby authorized to amend the Policies and Procedures as a result of a change in law, a future issuance of indebtedness subject to the Rule, or another purpose determined by the Authorized Official to be necessary or desirable for or with respect to future compliance with the Undertaking.

SECTION 45. Book-Entry Only System.

The Certificates shall initially be registered so as to participate in a securities depository system (the *DTC System*) with the Depository Trust Company, New York, New York, or any successor entity thereto (*DTC*), as set forth herein. Each Stated Maturity of the Certificates shall be issued (following cancellation of the Initial Certificates described in Section 7) in the form of a single definitive Certificate. Upon issuance, the ownership of each such Certificate shall be registered in the name of Cede & Co., as the nominee of DTC, and all of the Outstanding Certificates shall be registered in the name of Cede & Co., as the nominee of DTC. The City and the Paying Agent/Registrar are authorized to execute, deliver, and take the actions set forth in such letters to or agreements with DTC as shall be necessary to effectuate the DTC System, including the Letter of Representations attached hereto as Exhibit D (the *Representation Letter*).

With respect to the Certificates registered in the name of Cede & Co., as nominee of DTC, the City and the Paying Agent/Registrar shall have no responsibility or obligation to any broker-dealer, bank, or other financial institution for which DTC holds the Certificates from time to time as securities depository (a *Depository Participant*) or to any person on behalf of whom such a Depository Participant holds an interest in the Certificates (an *Indirect Participant*). Without limiting the immediately preceding sentence, the City and the Paying Agent/Registrar shall have no responsibility or obligation with respect to (i) the accuracy of the records of DTC, Cede & Co., or any Depository Participant with respect to any ownership interest in the Certificates, (ii) the delivery to any Depository Participant or any other person, other than a registered owner of the Certificates, as shown on the Security Register, of any notice with respect to the Certificates, including any notice of redemption, or (iii) the delivery to any Depository Participant or any Indirect Participant or any other Person, other than a Holder of a Certificate, of any amount with respect to principal of, premium, if any, or interest on the Certificates. While in the DTC System, no person other than Cede & Co., or any successor thereto, as nominee for DTC, shall receive a bond certificate evidencing the obligation of the City to make payments of principal, premium, if any, and interest pursuant to this Ordinance. Upon delivery by DTC to the Paying Agent/Registrar of written notice to the effect that DTC has determined to substitute a new nominee in place of Cede & Co., and subject to the provisions in this Ordinance with respect to interest checks or drafts being mailed to the Holder, the word "Cede & Co." in this Ordinance shall refer to such new nominee of DTC.

In the event that (a) the City determines that DTC is incapable of discharging its responsibilities described herein and in the Representation Letter, (b) the Representation Letter shall be terminated for any reason, or (c) DTC or the City determines that it is in the best interest of the beneficial owners of the Certificates that they be able to obtain certificated Certificates, the City shall notify the Paying Agent/Registrar, DTC, and the Depository Participants of the availability within a reasonable period of time through DTC of bond certificates, and the Certificates shall no longer be restricted to being registered in the name of Cede & Co., as nominee of DTC. At that time, the City may determine that the Certificates shall be registered in the name of and deposited with a successor depository operating a securities depository system, as may be acceptable to the City, or such depository's agent or designee, and if the City and the Paying Agent/Registrar do not select such alternate securities depository system then the Certificates may be registered in whatever name or names the Holders of Certificates transferring or exchanging the Certificates shall designate, in accordance with the provisions hereof.

Notwithstanding any other provision of this Ordinance to the contrary, so long as any Certificate is registered in the name of Cede & Co., as nominee of DTC, all payments with respect to principal of, premium, if any, and interest on such Certificate and all notices with respect to such Certificate shall be made and given, respectively, in the manner provided in the Representation Letter.

SECTION 46. Further Procedures. The officers and employees of the City are hereby authorized, empowered and directed from time to time and at any time to do and perform all such acts and things and to execute, acknowledge and deliver in the name and under the corporate seal and on behalf of the City all such instruments, whether or not herein mentioned, as may be necessary or desirable in order to carry out the terms and provisions of this Ordinance, the initial sale and delivery of the Certificates, the Official Bid Form, the Paying Agent/Registrar Agreement, and the Official Statement. In addition, prior to the initial delivery of the Certificates, any Authorized Official and Bond Counsel are hereby authorized and directed to approve any technical changes or corrections to this Ordinance or to any of the instruments authorized and approved by this Ordinance and as described in the Official Statement necessary in order to (i) correct any ambiguity or mistake or properly or more completely document the transactions contemplated and approved by this Ordinance, (ii) obtain a rating from any of the national bond rating agencies, or (iii) obtain the approval of the Certificates by the Texas Attorney General's office. In case any officer of the City whose signature shall appear on any certificate shall cease to be such officer before the delivery of such certificate, such signature shall nevertheless be valid and sufficient for all purposes the same as if such officer had remained in office until such delivery.

SECTION 47. Contract with Financial Advisor. The City Council authorizes any Authorized Official, or their designees, to take all actions necessary to execute any necessary financial advisory contracts with SAMCO Capital Markets, Inc., as the financial advisor to the City (the *Financial Advisor*). The City understands that under applicable federal securities laws and regulations that the City must have a contractual arrangement with its Financial Advisor relating to the sale, issuance, and delivery of the Certificates.

SECTION 48. City's Consent to Provide Information and Documentation to the Texas MAC. The Municipal Advisory Council of Texas (the *Texas MAC*), a non-profit membership corporation organized exclusively for non-profit purposes described in section 501(c)(6) of the

Internal Revenue Code and which serves as a comprehensive financial information repository regarding municipal debt issuers in Texas, requires provision of written documentation regarding the issuance of municipal debt by the issuers thereof. In support of the purpose of the Texas MAC and in compliance with applicable law, the City hereby consents to and authorizes any Authorized Official, Bond Counsel to the City, and/or Financial Advisor to the City to provide to the Texas MAC information and documentation requested by the Texas MAC relating to the Certificates; provided, however, that no such information and documentation shall be provided prior to the Closing Date. This consent and authorization relates only to information and documentation that is a part of the public record concerning the issuance of the Certificates.

SECTION 49. Effective Date. Pursuant to the provisions of Section 1201.028, as amended, Texas Government Code, this Ordinance shall be effective immediately upon adoption, notwithstanding any provision in the City's Home Rule Charter to the contrary concerning a multiple reading requirement for the adoption of ordinances.

PASSED, APPROVED, AND ADOPTED on the 11th day of September, 2023.

CITY OF WATAUGA, TEXAS

_____

Mayor

ATTEST:

_____

City Secretary

(CITY SEAL)

I, the undersigned, City Attorney of the City of Watauga, Texas, hereby certify that I read, passed upon, and approved as to form and legality the foregoing Ordinance prior to its adoption and passage as aforesaid.

_____

City Attorney, City of Watauga, Texas

INDEX TO EXHIBITS

Exhibit A	Paying Agent/Registrar Agreement
Exhibit B	Official Bid Form
Exhibit C	Description of Annual Financial Information
Exhibit D	DTC Letter of Representations
Exhibit E	General Policies and Procedures Concerning Compliance with the Rule

EXHIBIT A

PAYING AGENT/REGISTRAR AGREEMENT

See Tab No. __

EXHIBIT B

OFFICIAL BID FORM

See Tab No. __

EXHIBIT C

DESCRIPTION OF ANNUAL FINANCIAL INFORMATION

The following information is referred to in Section 44 of this Ordinance.

Annual Financial Statements and Operating Data

The financial information and operating data with respect to the City to be provided annually in accordance with such Section are as specified (and included in the Appendix or under the headings of the Official Statement referred to) below:

(1) The City's audited financial statements for the most recently concluded fiscal year or to the extent these audited financial statements are not available, the portions of the unaudited financial statements of the City appended to the Official Statement as [Appendix D], but for the most recently concluded fiscal year.

(2) [The information in the Official Statement under Table 1 of the Official Statement and Tables 1 through 14 of Appendix A to the Official Statement.]

Accounting Principles

The accounting principles referred to in such Section are generally accepted accounting principles for governmental units as prescribed by the Government Accounting Standards Board from time to time.

EXHIBIT D

DTC LETTER OF REPRESENTATIONS

See Tab No. __

EXHIBIT E

GENERAL POLICIES AND PROCEDURES
CONCERNING COMPLIANCE WITH THE RULE

I. Capitalized terms used in this Exhibit have the meanings ascribed thereto in Section 44 of the Ordinance. "Certificates" refer to the Certificates that are the subject of the Ordinance to which this Exhibit is attached.

II. As a capital markets participant, the City is aware of its continuing disclosure requirements and obligations existing under the Rule prior to February 27, 2019, the effective date of the most recent amendment to the Rule (the "Effective Date"), and has implemented and maintained internal policies, processes, and procedures to ensure compliance therewith. Adherence to these internal policies, processes, and procedures has enabled underwriters in non-exempt negotiated sales and initial purchasers in non-exempt competitive sales to comply with their obligations arising under various MSRB rules and regulations concerning due diligence and findings of suitability, among other matters, regarding the City's compliance with the Rule.

III. The City is aware that the Rule was amended as of the Effective Date (the *Rule Amendment*) and has accommodated this amendment by adding subparagraphs (15) and (16) to Section 44C of the Ordinance, which provisions are a part of the Undertaking.

IV. The City is aware that "participating underwriters" (as such term is defined in the Rule) of the Certificates must make inquiry and reasonably believe that the City is likely to comply with the Undertaking and that the standards for determining compliance have increased over time as a result of, among others, the United States Securities and Exchange Commission's Municipalities Continuing Disclosure Cooperation Initiative and regulatory commentary relating to the effectiveness of the Rule Amendment.

V. The City now establishes the following general policies and procedures (the "Policies and Procedures") for satisfying its obligations pursuant to the Undertaking, which policies and procedures have been developed based on the City's informal policies, procedures, and processes utilized prior to the Effective Date for compliance with the City's obligations under the Rule, the advice from and discussions with the City's internal senior staff (including staff charged with administering the City's financial affairs), its municipal or financial advisors, its legal counsel (including Bond Counsel), and its independent accountants, to the extent determined to be necessary or advisable (collectively, the "Compliance Team"):

1. the City Manager of the City (the "Compliance Officer") shall be responsible for satisfying the City's obligations pursuant to the Undertaking through adherence to these Policies and Procedures;

2. the Compliance Officer shall establish reminder or "tickler" systems to identify and timely report to the MSRB, in the format thereby prescribed from time to time, the City's information of the type described in Section 44B of the Ordinance;

3. the Compliance Officer shall promptly determine the occurrence of any of the events described in Section 44C of the Ordinance;

4. the Compliance Officer shall work with external consultants of the City, as and to the extent necessary, to timely prepare and file with the MSRB the annual information of the City and notice of the occurrence of any of the events referenced in Clauses 2 and 3 above, respectively, the foregoing being required to satisfy the terms of the Undertaking;

5. the Compliance Officer shall establish a system for identifying and monitoring any Financial Obligations, whether now existing or hereafter entered into by the City, and (upon identification) determining if such Financial Obligation has the potential to materially impact the security or source of repayment of the Certificates;

6. upon identification of any Financial Obligation meeting the materiality standard identified in Clause 5 above, the Compliance Officer shall establish a process for identifying and monitoring any City agreement to covenants, events of default, remedies, priority rights, or other similar terms under such Financial Obligation;

7. the Compliance Officer shall establish a process for identifying the occurrence of any default, event of acceleration, termination event, modification of terms, or other similar events under the terms of any Financial Obligation, the occurrence of any of which reflect financial difficulties of the City; and

8. the Compliance Officer shall annually review these Policies and Procedures with the remainder of the Compliance Team, make any modifications on an internal document retained by the Compliance Officer and available to any "participating underwriter" (as defined in the Rule), if requested, and on the basis of this annual review (to the extent determined to be necessary or desirable), seek additional training for herself or himself, as well as other members of the City's internal staff identified by the Compliance Officer to assist with the City's satisfaction of the terms and provisions of the Undertaking.

AGENDA MEMORANDUM

DATE: August 29, 2023

TO: Honorable City Council Members

FROM: Sandra Gibson, Director of Finance

THROUGH: Joshua Jones, City Manager

SUBJECT: Discuss and consider action adopting an ordinance by the City Council of the City of Watauga, Texas approving and adopting a budget for the fiscal year beginning October 1, 2023 and ending September 30, 2024; providing for the appropriation of funds in the budget; providing for repeal; providing for severability; and providing an effective date

---

BACKGROUND/INFORMATION:

As required by Chapter 102 of the Local Government Code, as well as the City Charter, the City Manager's Proposed Budget was submitted to the City Council on August 1, 2023, and represents the proposed financial plan for Fiscal Year 2023-2024.

All of the required Public Hearings, notices, and publications relating to the proposed Budget for Fiscal Year 2023-2024 have been completed, and the required budget appropriations ordinance has been drafted and approved by legal counsel for your consideration.

The FY 2023-2024 Proposed Budget is provided for public view on the City's website, and additionally at City Hall.

FINANCIAL IMPLICATIONS:

Appropriations by fund are listed in the attached Ordinance and total $66,870,591 for FY2023-2024.

RECOMMENDATION/ACTION DESIRED:

Approval and adoption of the attached Ordinance that will approve and adopt the 2023-2024 Fiscal Year Budget for the City of Watauga.

ATTACHMENTS/ SUPPORTING DOCUMENTATION:

1. Watauga Ordinance Budget Appropriations Ordinance 2023-2024 revised
2. FY2023-2024 Proposed Budget

REVIEWED BY:

AGENDA MEMORANDUM

Sandra Gibson, Director of Finance	Approved - 8/29/2023
David Berman, City Attorney	Approved - 8/29/2023
Joshua Jones, City Manager	Approved - 8/29/2023
Linda Proskey, City Secretary	Final Approval - 8/29/2023

Approved as to form for inclusion on Agenda

CITY OF WATAUGA, TEXAS
ORDINANCE NO. 2023-_____

AN ORDINANCE BY THE CITY COUNCIL OF THE CITY OF WATAUGA, TEXAS APPROVING AND ADOPTING A BUDGET FOR THE FISCAL YEAR BEGINNING OCTOBER 1, 2023, AND ENDING SEPTEMBER 30, 2024; PROVIDING FOR THE APPROPRIATION OF FUNDS IN THE BUDGET; PROVIDING FOR REPEAL; PROVIDING FOR SEVERABILITY; AND PROVIDING AN EFFECTIVE DATE

WHEREAS, the City Council finds the budget officer of the City of Watauga filed a proposed budget for the fiscal year beginning October 1, 2023, and ending September 30, 2024, with the City Secretary in accordance with state law; and

WHEREAS, the City Council finds the proposed budget was made available for public inspection; and

WHEREAS, the City Council finds the City Manager presented the proposed budget for the fiscal year beginning October 1, 2023, and ending September 30, 2024, to the City Council in accordance with the City Charter; and

WHEREAS, the City Council finds a public hearing notice was published and said public hearing was held, the subject of which was the proposed budget submitted by the City Manager; and

WHEREAS, after full and final consideration, it is the consensus of the City Council that the budget, as hereinafter set forth, should be approved and adopted.

NOW, THEREFORE, BE IT ORDAINED BY THE CITY COUNCIL OF THE CITY OF WATAUGA, TEXAS, THAT:

I.

The facts and recitations set forth in the preamble of this ordinance are hereby found to be true and correct and adopted herein for all purposes.

II.

The attached budget for the City of Watauga, Texas for the fiscal year beginning October 1, 2023, and ending September 30, 2024, is hereby approved and adopted, and appropriations are made as follows:

1.	General Fund Operating – Fund 01	$18,199,170
2.	General Obligation Debt Service Fund – Fund 03	$4,150,768
3.	Storm Drain Utility Enterprise Fund – Fund 15	$2,462,700
4.	Economic Development Corporation Fund – Fund 04	$515,250
5.	Capital Projects (Plus Prior Appropriations) – Fund 07	$17,905,950
6.	Crime Control and Prevention District – Fund 18	$2,256,900
7.	Economic Development Corporation Capital Projects – Fund 05 (Plus Prior Appropriations)	$10,000
8.	Water Impact Fee – Fund 47	$0
9.	Sewer Impact Fee – Fund 48	$0
10.	Water/Sewer Joint Use Facilities – Fund 46	$10,000
11.	Water/Sewer Capital Projects (Plus Prior Appropriations) – Fund 45	$3,998,100
12.	Water and Sewer Operating Fund – Fund 40	$10,218,024
13.	Internal Service Fund – Fund 22	$1,011,200
14.	Water and Sewer Debt Service Fund – Fund 44	$1,799,163
15.	Water and Sewer Revenue Bond Debt Service Fund – Fund 42	$0
16.	Water and Sewer Debt Reserve Fund – Fund 43	$0
17.	Library Donation Fund – Fund 23	$10,000
18.	Bunker Hill Drainage Fund – Fund 16	$0
19.	Municipal Court Security Fee – Fund 25	$27,800

20.	Municipal Court Technology Fund – Fund 26	$24,900
21.	Municipal Court Truancy Prevention Fund – Fund 27	$38,150
22.	Park Vista Public Improvement District – Fund 30	$0
23.	Traffic Safety Fund – Fund 28	$34,000
24.	Grant Fund – Fund 10	$4,000,000
25.	Street Maintenance Fund – Fund 14	$63,016
26.	Strategic Initiative Fund – Fund 13	$30,000
27.	PEG Fund – Fund 24	$10,000
29.	SAFER Grant Fund – Fund 12	$0
30.	Fleet ILA Fund – Fund 21	$95,500

III.

The expenditures during the fiscal year beginning October 1, 2023, and ending September 30, 2024, shall be made in accordance with the budget by departmental allocation approved by this ordinance unless otherwise authorized by a duly enacted ordinance of the City of Watauga, Texas.

IV.

All budget amendments and transfers of appropriations budgeted from one account or activity to another within any individual activity for the fiscal year 2023-2024 are hereby ratified, and the budget ordinance for fiscal year 2023-2024, heretofore enacted by the City Council, be and the same is hereby amended to the extent of such transfers and amendments for all purposes.

V.

Upon approval of the budget, the budget officer shall file a true and certified copy thereof with the County Clerk of Tarrant County, Texas.

VI.

This Ordinance shall be and is hereby cumulative of all other Ordinances of the City of Watauga, Texas, and this Ordinance shall not operate to repeal or affect any such

other Ordinances except insofar as the provisions thereof might be inconsistent or in conflict with the provisions of this Ordinance, in which event, such conflicting provisions, if any, in such other Ordinance or Ordinances are hereby repealed.

VII.

If any section, subsection, sentence, clause or phrase of this Ordinance shall for any reason be held to be invalid, such decision shall not affect the validity of the remaining portion of this Ordinance.

VIII.

This Ordinance shall become effective and shall be in full force and effect from and after the date of passage and adoption by the City Council of the City of Watauga, Texas, and upon application of law and in accordance with Sections 3.11 and 3.13 of the Charter of the City of Watauga, Texas.

PASSED AND ADOPTED by the City Council of the City of Watauga, Texas this 11th day of September 2023.

APPROVED:

_____
ARTHUR L. MINER, MAYOR

ATTEST:

_____
LINDA PROSKEY, CITY SECRETARY

APPROVED AS TO FORM AND LEGALITY:

_____
DAVID BERMAN, CITY ATTORNEY

PROPOSED BUDGET FISCAL YEAR 2023-2024

City of Watauga
Fiscal Year 2023-2024
Budget Cover Page

This budget will raise more revenue from property taxes than last year's budget by an amount of $1,154,329, which is a 12.34 percent increase from last year's budget. The property tax revenue to be raised from new property added to the tax roll this year is $6,946.

The members of the governing body voted on the budget as follows:

FOR:

AGAINST:

PRESENT and not voting:

ABSENT:

Property Tax Rate Comparison

	2023-2024	2022-2023
Property Tax Rate:	$0.570200/100	$0.570200/100
No-New-Revenue Tax Rate:	$0.507081/100	$0.530859/100
No-New-Revenue Maintenance & Operations Tax Rate:	$0.334281/100	$0.362500/100
Voter-Approval Tax Rate:	$0.605718/100	$0.584200/100
Debt Rate:	$0.210490/100	$0.195013/100

Total debt obligation for City of Watauga secured by property taxes: $48,650,000, of which $17,875,000 is considered to be self-supporting debt and is paid by revenues from the Utility System.

PROPOSED BUDGET

for

FISCAL YEAR ENDING SEPTEMBER 30, 2024

SUBMITTED BY:

JOSHUA JONES
INTERIM CITY MANAGER

AND

SANDRA GIBSON, CGFO, CGFM
DIRECTOR OF FINANCE

THE WATAUGA CITY COUNCIL

MAYOR ARTHUR L. MINER

MAYOR PRO TEM COUNCIL MEMBER PLACE 7:	JAN HILL
COUNCIL MEMBER PLACE 1:	PATRICK SHELBOURNE
COUNCIL MEMBER PLACE 2:	TOM SNYDER
COUNCIL MEMBER PLACE 3:	LOVIE DOWNEY
COUNCIL MEMBER PLACE 4:	ANDREW NEAL
COUNCIL MEMBER PLACE 5:	MALISSA MINUCCI
COUNCIL MEMBER PLACE 6:	MARK TAYLOR

Watauga City Council

Patrick Shelbourne
Place 1

Andrew Neal
Place 4

Arthur Miner
Mayor

Tom Snyder
Place 2

Malissa Minucci
Place 5

Jan Hill
Mayor Pro Tem, Place 7

Lovie Downey
Place 3

Mark Taylor
Place 6

TABLE OF CONTENTS

INTRODUCTORY SECTION	1
THE PURPOSE OF THIS DOCUMENT	2
BUDGET MESSAGE	4
FINANCIAL FUND STRUCTURE	11
BUDGET CALENDAR	12
CITY WIDE ORGANIZATIONAL CHART	15
ALL FUNDS REVENUE AND EXPENDITURE SUMMARY	16
COMBINED SUMMARY OF REVENUES AND EXPENDITURES	17
AVAILABLE RESOURCES AT FISCAL YEAR END	19
PERSONNEL POSITIONS	20
BUDGET OVERVIEW - BUDGET IN BRIEF	21
REQUIRED DISCLOSURE	44
GENERAL FUND & STRATEGIC INITIATIVE FUND SECTION	45
INTRODUCTION	46
DEPARTMENTAL SUMMARIES	
City Secretary Office	49
Human Resources	53
Public Works - Development Services	57
City Manager	61
Non-Departmental	65
City Attorney	68
Finance - Municipal Court Division	69
Finance	73
Information Technology	77
Library Services	81
Community Services	86
Parks	90
Police Department	94
Fire / EMS Department	98
Public Works - Streets Division	102
Public Works - Fleet Services	106
Public Works - Facilities Maintenance	110
STRATEGIC INITIATIVE FUND	114
SPECIAL REVENUE FUNDS SECTION	115
WATAUGA ECONOMIC DEVELOPMENT CORPORATION (WEDC)	116
CRIME CONTROL AND PREVENTION DISTRICT FUND (WCCPD)	121
CARES & CLFRF GRANT PROCEEDS FUND	127
SAFER GRANT PROCEEDS FUND	128
STREET MAINTENANCE FUND	129
LIBRARY DONATIONS FUND	130
PUBLIC, EDUCATION, GOVERNMENT (PEG) FUND	131
MUNICIPAL COURT SECURITY FUND	132
MUNICIPAL COURT TECHNOLOGY FUND	133
MUNICIPAL COURT TRUANCY PREVENTION FUND	135
TRAFFIC SAFETY FUND	136
JURY FEES FUND	137

PROPRIETARY FUNDS SECTION	138
STORM DRAIN UTILITY ENTERPRISE FUND	139
WATER AND SEWER UTILITY OPERATING FUND	145
DEPARTMENTAL SUMMARIES	
Water and Sewer Administration	147
Non-Departmental	149
Utility Billing & Collections	152
Information Technology	156
Public Works - Water Distribution	160
Public Works - Wastewater Collections	164
FLEET INTERLOCAL FUND	168
EQUIPMENT REPLACEMENT/ INTERNAL SERVICE FUND	169
CIP & CAPITAL PROJECTS SECTION	170
CAPITAL IMPROVEMENTS PROGRAM (CIP)	171
GENERAL CAPITAL PROJECTS BUDGET SUMMARY	173
ECONOMIC DEVELOPMENT BUDGET SUMMARY	174
UTILITY CONSTRUCTION FUND BUDGET SUMMARY	175
CAPITAL IMPROVEMENT PLAN	176
DEBT SERVICE FUNDS SECTION	207
ALL DEBT SERVICE REQUIREMENTS TO MATURITY	208
GENERAL FUND DEBT SERVICE REQUIREMENTS TO MATURITY	209
WATER AND SEWER CERTIFICATES OF OBLIGATION DEBT SERVICE	222
WATER AND SEWER DEBT SERVICE FUND	223
MULTI-YEAR PLANNING DOCUMENTS	229
PERSONNEL IMPROVEMENT PLAN (PIP)	230
CAPITAL OUTLAY PLAN (COP)	245
NEW REQUESTS SECTION	261
NEW REQUEST SUMMARY OVERVIEW	262
DEPARTMENTAL REQUESTS	263

TEXAS

INTRODUCTORY SECTION

THE PURPOSE OF THIS BUDGET DOCUMENT

This is the budget document for the City of Watauga, Texas for the fiscal year beginning October 1, 2023, and ending September 30, 2024. The Budget for the City of Watauga is intended to serve four purposes:

This document should serve as a policy document, a financial plan, and an operations guide to our City, as well as a communication device to our readers. We designed this document to be a reference for a wide variety of users. As approved by the City Council for the fiscal year, City Management may use this document as a guide for operations. The City Council may use this document as a communication medium to staff and citizens to describe objectives, goals, and mission of the City. City staff may use this document to inform City Council and citizens of accomplishments and services. Current and prospective citizens and businesses may use this document to learn about the City and its plans for the future.

1. The Budget as a Policy Document

As a policy document, the budget indicates what services the City will provide during the twelve-month period beginning October 1, 2023. The Budget Message summarizes the challenges facing the City and the strategies incorporated in the budget to manage and control the financial impacts created by the challenges.

2. The Budget as an Operations Guide

As an operations guide, the budget indicates how services will be delivered to the community. The Personnel Positions Schedule outlines the number of proposed authorized full-time and part-time employees. Specific budgetary information related to each department is provided for each Fund, as appropriate.

3. The Budget as a Financial Plan

As a financial plan, the budget outlines how much City services will cost and how they will be funded. The Introductory Section provides a Budget Message, an overview of the budget, including information about the City, financial structure, major revenue and expenditure categories for each Fund, financial policies, and Budget Calendar.

The next sections of this document include the detailed financial information of the City of Watauga budget. These sections are broken down by fund type. The City uses the following funds: General Fund, Special Revenue Funds, Proprietary Funds, Capital Project Funds, and, finally, Debt Service Funds. Each fund section will provide financial summaries, general information, and management assumptions in the budget preparation. A few of the major operating funds are more detailed in showing objectives, goals, staffing, organizational structures, and accomplishments by division. Each Department has identified goals which are included in the accomplishments in their specific division and relate back to the City's Goals detailed in the Budget Overview section. The Capital Project Funds detail current and future projects. The Debt Service Fund section also provides individual debt service reimbursement schedules.

THE PURPOSE OF THIS BUDGET DOCUMENT

More detail can be found in the separately published Annual Financial Report (AFR).

4. <u>The Budget as a Communications Device</u>

The budget is designed to be user friendly with summary information in text, tables, and graphs. A Glossary of Budget Terms is included for your reference. Should you have any questions about the City budget that this document does not answer, please feel free to call the Finance Office at 817-514-5822. Copies of this document are available for review at the City Secretary's Office, City Hall, and City Library. It can also be accessed through the Internet at https://www.cowtx.org/841/Budgeting.

<u>Introductory Information</u>

The Table of Contents should aid a user of this document as a guide to the organization of this book. The Budget Message should be read first as an introduction to the more detailed budget presentation. The Introductory Section provides a detailed description of the City of Watauga, its mission and goals, requirements during the budget process, the overall financial structure, and layout of the City, and demographic and graphical information about the City.

BUDGET MESSAGE FOR FY2023-2024

August 1, 2023

To the Honorable Mayor Arthur L. Miner, Members of the City Council and the Citizens of Watauga:

The City Manager's Proposed Annual Budget for the Fiscal Year beginning October 1, 2023, and ending September 30, 2024, is presented for your review and comment, as required by the City of Watauga's Home Rule Charter. It presents, in summary form, the revenues and expenditures for each of the City's Funds, departmental highlights, accomplishments and expenditures, as well as the five-year Capital Improvement Plan (CIP). The Annual Operating Budget represents the single most crucial management tool of the governing body and staff. The Annual Operating Budget reflects the general short-term policies and incorporates the City Council's long-term Strategic Plan. The **Budget in Brief** that follows this message provides a concise summary of the proposed Budget with summaries of revenues, expenditures, and fund balance.

During FY2022-2023, the economy continued to improve, but was greatly impacted by inflationary pressures and supply chain issues. The City experienced significant staffing shortages, most notably in the Public Works and Police Department.

In preparing the FY2023-2024 fiscal year budget, we strived to provide funding for continued excellent service to our citizens and the retention of our talented and skilled workforce while addressing inflationary pressures.

Highlights of the budget are presented below:

- Property tax revenue has been based on maintaining or reducing the City's current tax rate of $0.5702 per $100 of assessed valuation. Senate Bill 2 adopted during the 2019 legislative session limited the growth of property tax revenues but allows a city to "bank" the portion of the tax rate that is less than the voter approved rate calculation. This amount can be banked for each year for three years and the three-year rolling sum can be added to the voter-approval rate. The 2023-2024 recommended tax rate of $0.5702 includes $0.014 of the unused increment. This property tax rate allows the City to bring in more revenue in the operating budget to cover cost increases and debt service payments, to include the Proposed 2023 Certificates of Obligation that will fund street projects and public safety equipment.

- Sales tax growth is forecasted at a moderate increase of 2.0% over FY2022-2023 forecast. Through May, sales tax receipts are trending approximately 4% above prior year and 2.5% over original budget expectations due to economic recovery

and increases in prices for goods and services. Sales tax is influenced by economic trends, and the higher revenues are in part due to higher prices on goods due to inflation.

- Other revenue increases in the proposed budget include charges for service revenues. This budget assumes a return to pre-Covid recreation operations and events that will be made possible by restoring programs and positions associated with those programs. Additional programs are included in this proposed budget for the summer camp and pre-school programs that had been eliminated during Covid. Interest earnings have increased substantially during 2023 and are reflected in this proposed budget across the majority of the City's funds. This increase is due to the current high interest rate environment and policies set by the Federal Reserve.

- Several positions that were reduced during the pandemic back were restored to appropriate staffing levels in the 2022-2023 fiscal year. 7 full-time equivalent positions were funded by the American Rescue Act Plan (ARPA) grant funds, which was later amended to fund 6 full-time equivalents. In this year's proposed budget, it is recommended that 3.5 full-time equivalent positions for the parks and recreation department be moved into the General Fund. The remainder of the ARPA funded positions will be absorbed by the General Fund in the 2024-2025 Fiscal Year in order to meet the spending timeline for these funds. Funds that are not expended on personnel are proposed to be transferred to planned infrastructure projects.

- An addition of 3.75 full-time equivalents (15 seasonal positions) are proposed this fiscal year in the Community Services and Recreation department. The cost of these positions will be recovered through user fees for the summer camp and pre-school programs. Other personnel changes recommended in this budget include a Library Assistant position moving from part-time to full-time, and several reclassifications of existing positions.

- A cost-of-living increase is included in the amount of 5% for all employees and the step program continues to be funded for public safety personnel. A merit program for general government employees was implemented in FY2022-2023 and is funded in this proposed budget.

- The City's portion of the retirement rate (TMRS) increased this budget year by 1.8%. This budget includes an increase in medical insurance costs from the City's medical insurance provider in the amount of 8% due to high claims the City experienced in prior years.

- This budget will continue to utilize American Rescue Plan Act (ARPA) funding to implement projects approved in the Spending Plan Framework in July 2022. These projects include water and wastewater and storm drain projects, the restoring of positions, the leave liability program, and equipment purchases. Several projects

were completed in FY2022-2023 and the lead pipe identification and Park Vista Storm Drain project are expected to kick-off in the current fiscal year.

- Utility rate adjustments are expected to be necessary for the second quarter of the fiscal year due to a combination of increases in rates from the City of Ft. Worth and increases in wastewater volume treated over the last couple of fiscal years. A rate study update is currently in progress.

- Other user fees are proposed to be adjusted, as deemed necessary, based on increased costs of service and for new or reinstated programs.

- Recommended capital improvement project funding is included in this budget. These include continuation of infrastructure projects (streets, water, sewer, drainage), sidewalks, fleet facility expansion, and parks improvements. A food business park at Capp Smith is included in partnership with the Economic Development Corporation. The majority of the City's capital project funding is through debt issuance. A proposed 2023 debt issuance in the amount of $8.950 million is proposed to help fund these projects and capital outlay needs. The Capital Improvement Summary is included in this budget document.

- Critical capital outlay items such as vehicles, equipment, and technology are funded by the equipment replacement fund, cash reserves, and the proposed 2023 Certificates of Obligation issuance. The proposed 5-year capital outlay plan is included in this budget document.

This spending plan reflects our commitment to provide quality services and amenities to our residents, while enhancing our organization's long-term financial sustainability. The objectives used in developing this budget were to present a balanced budget with prudent revenue and expenditure estimates and aligns with the City Council's Strategic Plan priorities and initiatives.

The Proposed Budget for the Fiscal Year 2023-2024 connects the priorities and financial planning as outlined in the Council Strategic Planning Session held in May 2023. The primary concerns while preparing this budget were continuing as many programs and services for our citizens as feasible within budgetary constraints while maintaining reserve levels in accordance with the City's fiscal policies. Services provided by the City include fire and police protection, emergency medical services, planning and zoning, economic development, code compliance, street maintenance, water and wastewater services, parks, recreation, library, and senior citizen services.

BUDGET MESSAGE FOR FY2023-2024

Strategic Direction

Setting long-term priorities for the City is one of the most important responsibilities for Watauga's elected officials. In May 2023, Council met to discuss top priority goals for the City. By focusing on goals and strategic initiatives, Council and staff are able to position the community in a positive direction. These goals guide financial and operational decisions to achieve community excellence. Following are the City Council's goals and strategic initiatives, which are supported in the budget:

City Council Goals

Watauga continues to move at a healthy pace toward its strategic goals and objectives with regards to meeting the needs of citizens, economic development and revitalization, improving infrastructure, and making Watauga, "A Great Place to Live." The budget reflects the City Council's vision that "***The City is focused on building an inclusive community that delivers an exceptional quality of life with access to amenities and programs through good governance, fiscal responsibility, and transparency."***

The FY2023-2024 Budget will provide funding for City Council goals and related strategic Initiatives:

- *Goal #1: Maintain the Financial Strength of the City* – this includes maintaining sound fiscal management practices, ensuring the City's bond rating is maintained or improved on an annual basis, developing an internal audit committee, evaluating the feasibility of participating in the Opportunity Zones program, and seeking grant opportunities.

- *Goal #2: Expand public safety through non-enforcement efforts* – Safety improvements for Watauga residents and visitors.

- *Goal #3: Develop a sustainable economic development effort* –The City will continue efforts and develop policies and plans to reinvest, revitalize, and improve aging shopping center sites and foster economic development, redevelopment, business retention and attraction.

- *Goal #4: Strengthen Future Planning* – The Comprehensive Plan was updated in FY2018-2019 to include economic development.

- *Goal #5: Improve Community Involvement* – this goal includes initiatives to develop more volunteer opportunities for citizens and identify technological options that encourage citizen participation. Funding is included for a citizen survey every three years and the annual Watauga 101 Citizens academy.

- *Goal #6: Improve the City Brand* – The City is focusing on developing a marketing strategy to promote the City.

- *Goal #7: Attract, retain, and motivate qualified staff* – a Personnel Improvement Plan identifies areas of staffing needs for all City departments. With continued staffing challenges, a review of the City's recruitment and retention strategy will be conducted, and employee satisfaction surveys will be conducted every two years.
- *Goal #8: Evaluate Technology and workplace solutions highlighted by COVID-19:* Staff is currently researching the cost and benefits of shifting to AMI technology in the next 5 years.

Planning for the Future

The City's financial condition remains strong, and the City has proven flexible to adapt to changing conditions. Fiscal Year 2023 showed continued economic recovery with an unprecedented demand for housing and strong retail sales. Through sound fiscal management over the years, the City has positioned itself to create a positive atmosphere for economic development. Planned development includes a 67-home single family residential development that is underway on Hightower Drive. The development will add significant benefit to the City by adding new quality housing with improved streetscapes, new sidewalks, and greenspace. An additional residential development along Bursey Road will include 61 single family homes. Future growth includes a 132-home residential development at Capp Smith Park, two package liquor stores, a new office park, and a new retail pad site.

Over the last few years, the City has experienced property valuation increases and Fiscal Year 2024 (Tax Year 2023) shows property valuation growth of 13% (including pending ARB accounts). Fiscal Year 2023 (Tax Year 2022) reflected growth of 11% in net taxable property values and Fiscal Year 2022 (Tax Year 2021) provided for an increase of 7% growth in the City's net taxable property values. The continued growth is a combination of an extremely active real estate market in recent years but is expected to slow down in future years.

There are numerous variables that merit a cautious approach when developing the current year budget with a long-term outlook. These include:

- The near build-out status of the City requires a strategic approach to attracting new development and revitalization of existing businesses. The City is mindful of two primary objectives when pursuing development opportunities: maximizing economic benefit to the City while enhancing the quality of life enjoyed by our residents.

- The City must account for continued inflationary pressures to include the increasing cost of salaries, benefits, health costs, and supplier increases.

- Changes adopted by the Texas State Legislature continue to impact this budget and future budgets, most notably Senate Bill 2 that imposed a revenue cap of 3.5%.

The City continues a long-term approach through various planning tools. These include the following:

- **A Comprehensive Land Use Plan** was adopted by City Council to be used as a tool in the development of the City. As the City approaches full build out, planning initiatives for re-development and improvement of certain aging corridors in the City are of primary focus.

- **The Equipment Replacement Fund** put into place a few years ago continues to be assurance that certain equipment, technology, and vehicle needs will be met in the future.

- **The Capital Outlay Plan** provides for a 5-year format to identify timing of replacement and sources of funding for major equipment, vehicles, and technology City-wide.

- **5-year Capital Improvement Plan** is a long-range financial planning document that revolves around several major street projects, water/sewer system infrastructure projects as well as significant improvements to our storm water drainage system, and various equipment and vehicles outlined in the Capital Outlay Program.

- **The Parks Master Plan** identifies various parks improvement projects throughout the City of Watauga. Many of these projects are incorporated into the 5-year Capital Improvement Plan with funding sources identified.

- **A Personnel Improvement Plan** identifies needed personnel positions to provide quality services and programs to our Citizens.

Summary

The FY2023-2024 Proposed Budget totals $66,870,591 which includes $27.6 million in capital projects and equipment. The focus this year is to continue and improve on our program of services while addressing inflationary impacts and future sustainability.

The budget document truly represents a collective effort by City Council and City Staff to develop a plan that spends within its means while we together serve, enhance, and transform our community. We recognize the need to balance service demands to maintain a sustainable operational and financial position that adheres to our strategic priorities and protects the City's fiscal health, while preserving those things that make Watauga "A Great Place to Live".

BUDGET MESSAGE FOR FY2023-2024

I would like to thank City Council for their strong leadership and willingness to make very complex and sometimes difficult decisions which will have lasting positive impacts on our City. I look forward to working with the Council throughout the budget adoption process. In addition, I wish to thank the dedicated team of City employees who contributed their time and efforts in the development of this document.

Respectfully Submitted,

Joshua Jones

Joshua Jones
Interim City Manager

FINANCIAL FUND STRUCTURE

The City uses and appropriates annually for the following fund types, which are shown graphically and then defined:

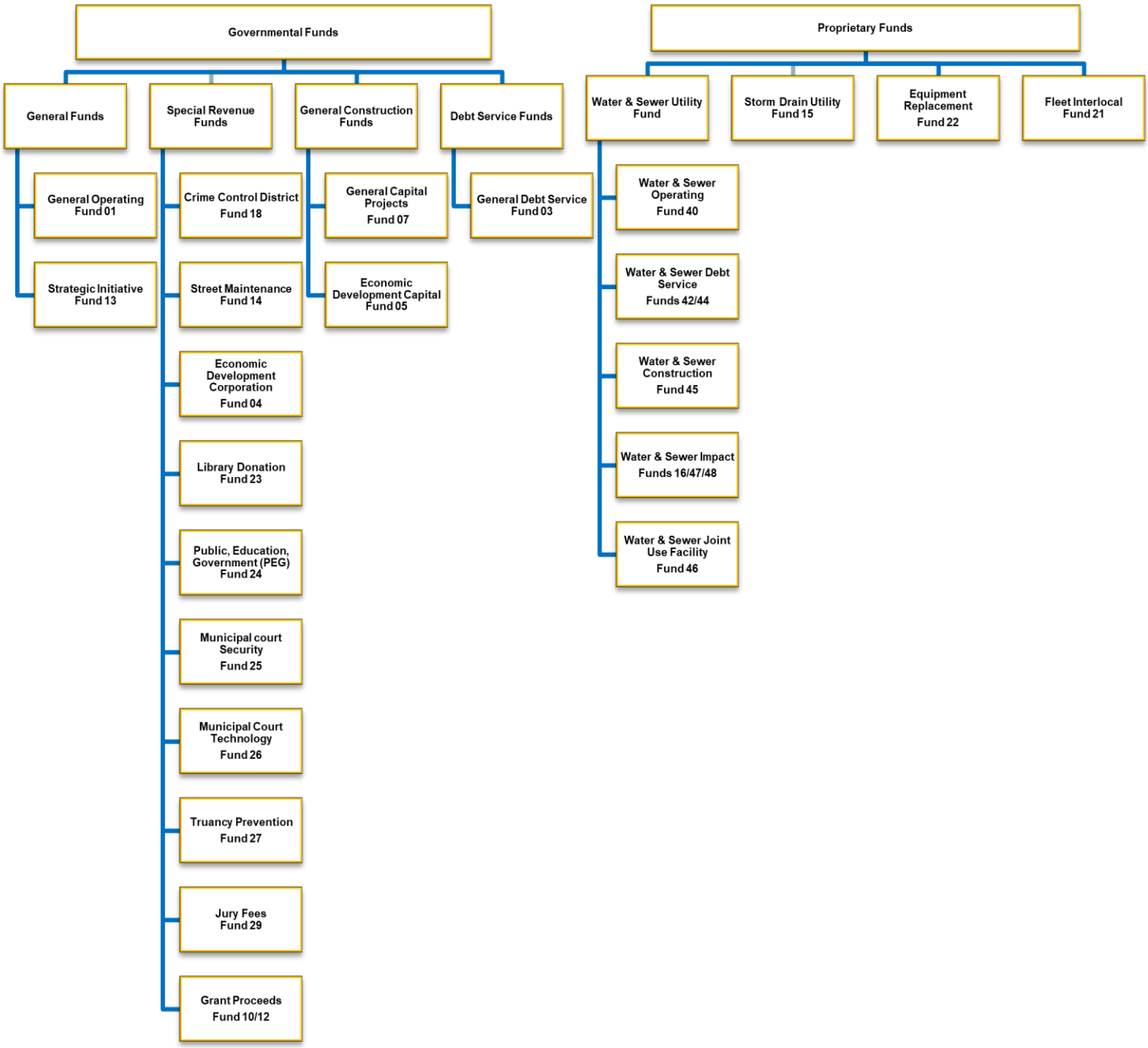

BUDGET CALENDAR

The Budget Calendar is an integral part of the City's Financial Cycle:

In August-September, City Council meets to prepare and review strategic goals and priorities for implementation during the budget process for the next fiscal year that begins in March. Finance staff prepares the budget kick-off in March. During this kickoff meeting, departmental staff is given direction from the City Manager on budget priorities and goals set by Council. Department staff begins work on preparing their current year estimates and budget requests for the upcoming year. Planning documents such as Capital Outlay Plan, Personnel Improvement Plan, and Capital Improvement Plan are developed or updated during this time.

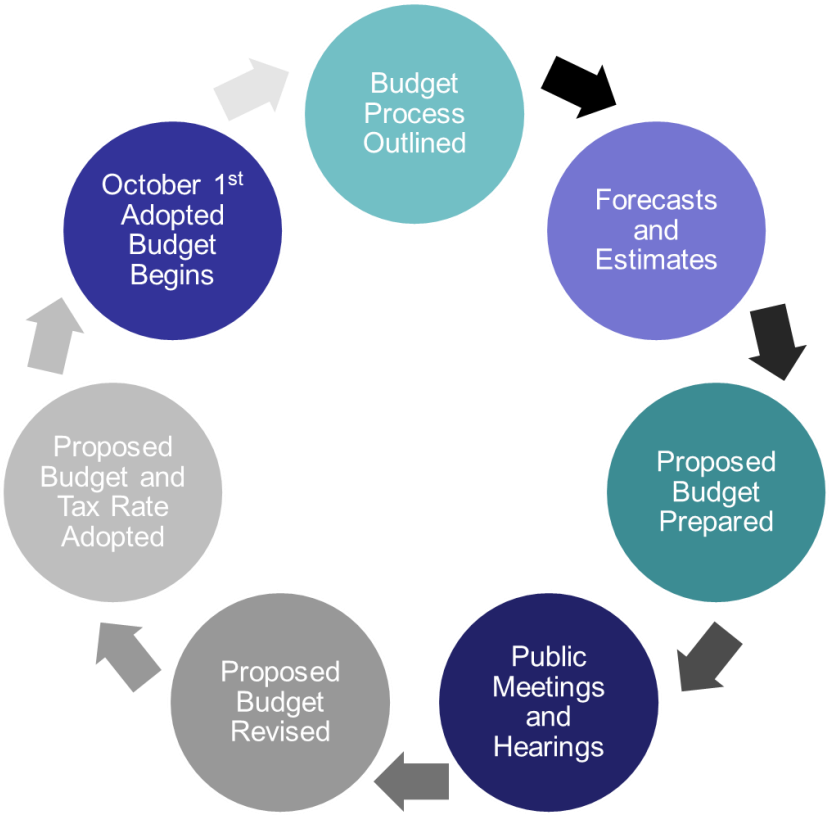

BUDGET CALENDAR 2023-2024

Date	Group Affected	Action Needed	Requirement
		City Wide Budget	
Thu, Mar 16, 2023	Bond/COP Committee	Update COP needs and estimates	Due date April 12, 2023 - Meet May 10th
April- May 2023	Bond/CIP Committee/Engineer	Update CIP projects and estimates	Due date May 8, 2023
Mon, Apr 10, 2023	Directors/FD/CM	Budget Kick-off documents sent to Departments	
Wed, Apr 12, 2023	Directors / FD / CM	Budget training (As needed on individual basis)	Optional Refresher (contact Finance)
April - May 2023	Directors/FD/CM	Personnel Improvement Plan Update	
Fri, May 12, 2023	Directors / FD	Baseline Budgets & Year End Projections Due	
Sat, May 13, 2023	CM/CC	Strategic Planning Meeting - Council	
Fri, May 19, 2023	Directors/FD	New & Expanded Requests Due	
April - May 2023	TAD / FD	Preliminary TAD Taxable Values are received (Finance Department begins Tax Rate Analysis)	Tarrant Appraisal District submits preliminary tax values to cities
Fri, May 26, 2023	FD	Preliminary Revenue Estimates	
Fri, Jun 9, 2023	FD/CM	Finance Department submits preliminary consolidated budget to CMO	
6/14-6/21 2023	Directors/FD/CM	Budget Request Discussions	Meeting with City Manager & Directors (Finance Director to allow departments to present budget
Mon, Jun 26, 2023	CM/CC/Directors	CIP, COP, Debt	Workshop and meeting if needed for debt issuance
Tue, Jul 25, 2023	TAD / FD	Certified Appraisal Roll ReceivedTax Rate Calculations and Revenue estimates (revisions to the Budget are made as necessary)	
Wed, Jul 26, 2023	CM	Final Decisions & Budget Message Prepared	
Tue, Aug 1, 2023	FD / CM	Submit Preliminary Budget to CSO/Council	Required by August 1st - Article IX Sec. 9.02B. Home Rule Charter
Tue, Aug 1, 2023	CSO for CC	Publish Notice of Availability of the proposed budget document for public inspection	8/1/2023 Article IX Sec. 9.02C. Home Rule Charter
Mon, Aug 7, 2023	CC/Directors/CM	Budget Presentations Workshop (Budget Highlights & Tax Rate and Department Budgets)	
Mon, Aug 7, 2023	CC	Meeting of City Council to discuss tax rate (if above no new revenue rate, take record vote and schedule public hearing)	The designated officer or employee must submit the no-new-revenue and voter-approval tax rates to the city council by this date, or as soon thereafter as practicable. TEX. TAX CODE § 26.04(e)
Fri, Aug 11, 2023	CSO for CC	Publish Public Hearing Notice for Budget	TEX. LOC. GOV'T CODE § 102.0065 (not later than 10th day before the budget hearing).
Fri, August 25, 2023	CSO for CC	Publish Public Hearing Notice for Tax Rate	TEX. LOC. GOV'T CODE § 102.0065 (not later than 10th day before the budget hearing). Note that the notice may not be published earlier than the 30th day before the hearing.
Mon, Aug 28, 2023	CC	Public Hearing on Budget - Must be 15 days after submission to CSO	Article IX Sec. 9.02E. Home Rule Charter Chapter 26 Sec.26.06(a) Property Tax Code SB2 new requirement - over 3.5% (Must be 78 days before November election)
Mon, Sep 11, 2023	CC	Public Hearing on Tax Rate (Reading of Ordinance to Adopt Budget) Meeting to adopt tax rate (Taxing unit must adopt tax rate by the later of September 29, or the 60th day after receiving certified appraisal roll)	By September 15th by City Ordinance
Sun, Oct 1, 2023	**ALL**	**Budget Implementation**	

BUDGET CALENDAR 2023-2024

Date	Group Affected	Action Needed	Requirement
Crime Control District			
Fri, May 12, 2023	Directors / FD	Baseline Budgets due	
Fri, May 12, 2023	Directors / FD	New & Expanded Requests Submitted	
Fri, May 19, 2023	FD	Finance Dept. submits budget requests to CMO	
Tue, May 23, 2023	CM/Director/FD	Discussion of Budget	
Mon, Jun 5, 2023	CCD	Crime Board Workshop Meeting (Set the date for Public Hearings on proposed WCCPD Budget)	Meeting at 5:30PM
Fri, Jun 9, 2023	CSO for CCD	Publish Notice of Public Hearing	Sec. 363.204(b) Local Government Code (Not later than 10th day before hearing) 10 days
Mon, Jun 19, 2023	CCD	Public Hearing (meeting at 5:30PM)	Sec. 363.204(a) Local Government Code (Not later than 100th day before fiscal year begins) 102 days
Mon, Jul 10, 2023	CCD	Budget Adoption (meeting at 5:30PM)	Sec. 363.204(d) Local Government Code (Not later than 80th day before the fiscal year begins) 80 days
Mon, Jul 10, 2023	CC	Budget Acceptance	Sec. 363.204(e) Local Government Code (Not later than 10th day after CCD Adopts) 0 days
Fri, Jul 28, 2023	CSO for CC	Publish Notice of Public Hearing	Sec. 363.205(b) Local Government Code (Not later than 10th day before hearing -must allow 10 days before PH) 11 days
Mon, Aug 14, 2023	CC	Public Hearing	Sec. 363.205(a) Local Government Code (Not later than 45th day before fiscal year begins) 46 days
Mon, Aug 14, 2023	CC	**Budget Adoption**	Sec. 363.205(d) Local Government Code (Not later than 30th day before fiscal year begins) 46 days
Sun, Oct 1, 2023	**ALL**	**Budget Implementation**	
Economic Development Corporation			
Thu, May 4, 2023	CM / FD	Baseline Budgets submitted	
Thu, May 4, 2023	CM / FD	New & Expanded Requests Submitted	
Mon, May 8, 2023	CM/FD	Finance Dept. submits budget draft to CM	
Tue, May 16, 2023	EDC	Budget Workshop (Submit Budget to Board)	Set Public Hearing and Adoption dates
Fri, Jun 9, 2023	CSO for EDC	Publish Notice of Public Hearing	11 days before PH (no requirement)
Tue, Jun 20, 2023	EDC	Public Hearing	
Tue, Jul 18, 2023	EDC	Budget Adoption	60 days after submitted to Board (63 days) and allow 30 days before Council Adoption (34 days)
Thu, Jul 20, 2023	FD/CSO	Submit EDC Budget to CSO for Council agenda	30 days prior to Council adoption (32 days)
Mon, Aug 14, 2023	CC	Budget Acceptance	Set Public Hearing and Adoption dates
Thu, Aug 10, 2023	CSO for CC	Publish Notice of Public Hearing	10 days
Mon, Aug 28, 2023	CC	Public Hearing & Budget Adoption	At least 30 days after Board submits budget to City Secretary (32 days)
Sun, Oct 1, 2023	**ALL**	**Budget Implementation**	
City Council Dates			**Deliverables by Area of Responsibility**
Mon, May 8, 2023			**DEPARTMENTAL**
Mon, May 22, 2023			**CITY SECRETARY**
Mon, Jun 12, 2023			**CITY COUNCIL**
Mon, Jun 26, 2023			**FINANCE**
Mon, Jul 10, 2023			**WEDC BOARD**
Mon, Jul 24, 2023			**WPCCD BOARD**

City of Watauga

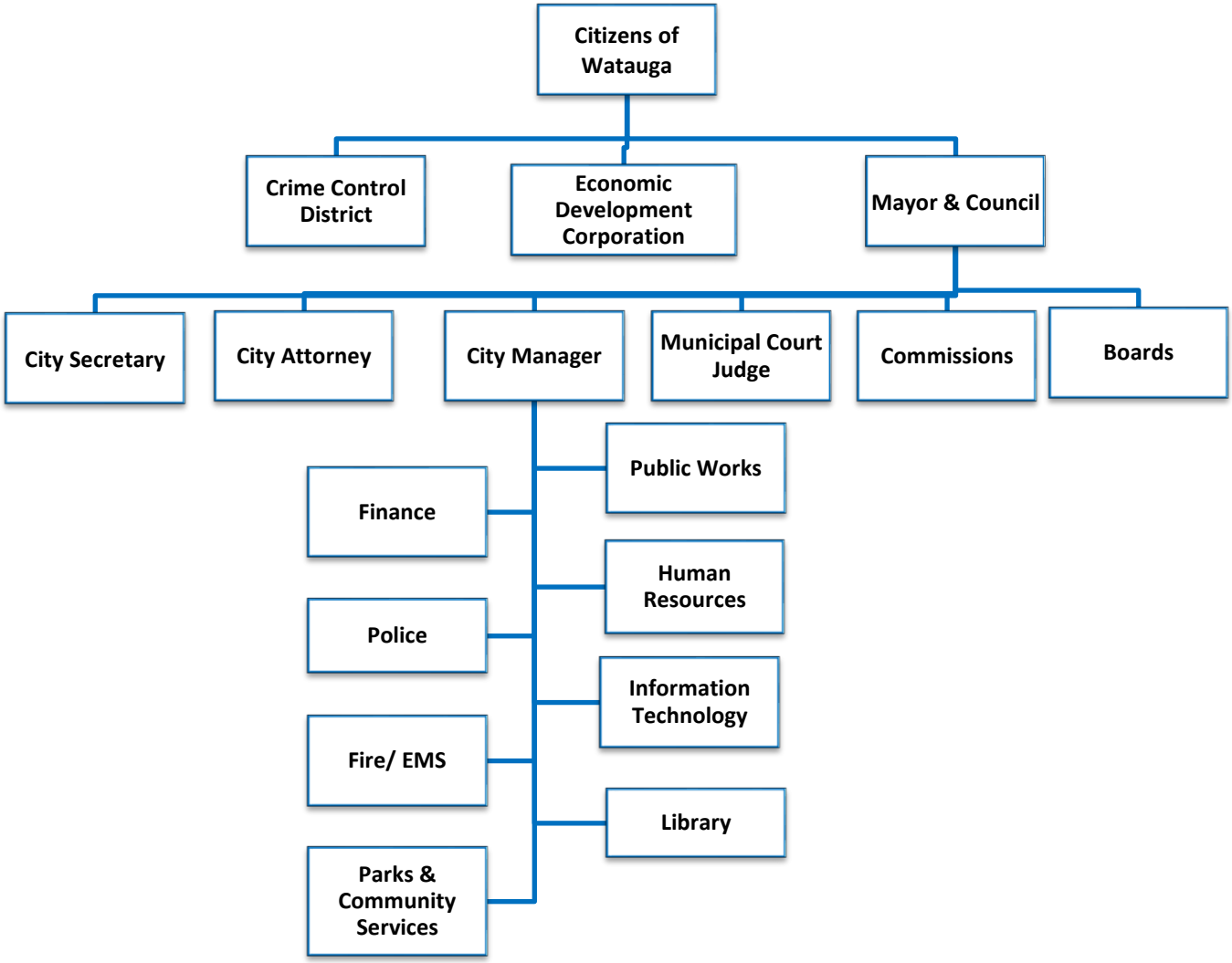

REVENUES AND EXPENDITURES SUMMARY
ALL FUNDS

All Funds - Revenues	Combined Total All Funds
Estimated Beginning Resources	**$36,388,330**
Estimated Revenues	
Taxes / Assessments	**11,365,500**
Sales Tax	**8,011,000**
Licenses and Permits	**762,700**
Franchise Fees	**917,500**
Intergovt Revenue	**503,000**
Charges for Service	**12,185,660**
Fines & Forfeitures	**606,800**
Interest on Investments	**1,950,700**
Grant Revenue	**7,200,000**
Miscellaneous	**9,866,200**
Operating Transfer In	**3,280,000**
Revenues	**56,649,060**
Resources	**93,037,390**

Total Revenues include ARPA Grant Funds and Tarrant County Grant funds for Street Projects.

All Funds - Expenditures	Combined Total All Funds
Estimated Expenditures	
City Manager	**314,230**
City Secretary/Admin	**433,450**
City Attorney	**105,000**
Public Works Bldg. Maint.	**1,069,900**
Human Resources	**248,030**
Public Works - Dev. Svcs.	**291,860**
Economic Development	**77,250**
Strategic Initiative Projects	**-**
Finance	**603,210**
Municipal Court	**546,960**
Library	**1,185,200**
Rec & Comm Svc	**700,520**
Parks	**947,785**
Police	**7,080,300**
Fire / EMS	**4,096,490**
Public Works	**1,665,200**
Public Works - Fleet	**457,150**
Non-Departmental	**1,849,391**
Information Technology	**810,230**
Billing & Collection	**615,410**
Water Operations	**2,865,830**
Wastewater Operations	**3,284,614**
Grant Expenditures	**700,000**
CARES/CLFRF Grant xfer	**-**
Operating Transfer Out	**3,280,000**
Sub Total Operating	**33,228,010**
Capital Projects/Equip	**27,642,150**
Debt Service	
Principal Payments	**4,420,500**
Interest Payments	**1,586,931**
Fiscal Agent Fees	**3,000**
Sub Total Debt Service	**6,010,431**
Total Expenditures	**66,870,591**

COMBINED SUMMARY OF REVENUES AND EXPENDITURES
ALL CITY FUNDS FOR FISCAL YEAR 2023-2024

All Funds -	General Fund	Strategic Initiative Fund 13	W/S Utility Fund 40	EDC Sales Tax Fund 04	Crime Control District Sales Tax Fund 18	Storm Drain Utility Fund 15	Street Maintenance Fund 14	Capital Projects Fund 07	W/S Constr Fund 45	Internal Service Fund 22
Estimated Beginning Resources	$8,430,927	$35,735	$2,804,570	$2,260,280	$1,367,852	$4,319,700	$63,016	$8,342,306	$3,982,133	$2,050,649
Estimated Revenues										
Taxes / Assessments	7,194,500									
Sales Tax	5,038,000			996,000	1,977,000		-			
Licenses and Permits	762,700									
Franchise Fees	889,500									
Intergovt Revenue	503,000				-					-
Charges for Service	1,203,000		9,300,000			1,485,000				87,660
Fines & Forfeitures	559,500									
Interest on Investments	350,000	-	110,000	55,000	60,000	160,000	-	600,000	500,000	65,000
Grant Revenue								3,200,000		
Miscellaneous	389,700		451,000	3,500	66,000		-	8,950,000	-	
Operating Transfer In	861,000	-	10,000	-	-		-	235,000	-	165,000
Revenues	**17,750,900**	**-**	**9,871,000**	**1,054,500**	**2,103,000**	**1,645,000**	**-**	**12,985,000**	**500,000**	**317,660**
Total Available Resources	**26,181,827**	**35,735**	**12,675,570**	**3,314,780**	**3,470,852**	**5,964,700**	**63,016**	**21,327,306**	**4,482,133**	**2,368,309**
Estimated Expenditures										
City Manager	314,230		-							
City Secretary/Admin	248,250		185,200							
City Attorney	95,000			10,000						
Public Works Bldg. Maint.	1,069,900						-	-		-
Human Resources	248,030									
Public Works - Dev. Svcs.	291,860									
Economic Development	-			77,250						
Strategic Initiative Projects		-								
Finance	603,210									
Municipal Court	456,110									
Library	1,175,200									
Rec & Comm Svc	700,520									-
Parks	947,785			-						-
Police	5,073,500				2,006,800		-	-		-
Fire / EMS	4,096,490						-	-		-
Public Works	719,780					825,420	-	120,000		-
Public Works - Fleet	361,650						-	-		
Non-Departmental	879,415		794,980	-		111,980	63,016		-	
Information Technology	683,240		126,990				-	-		
Billing & Collection			615,410							-
Water Operations			2,865,830							
Wastewater Operations			3,284,614							
Grant Expenditures										
CARES/CLFRF Grant xfer										
Operating Transfer Out	235,000	30,000	2,345,000	428,000	38,000	194,000	-	-	-	-
Sub Total Operating	**18,199,170**	**30,000**	**10,218,024**	**515,250**	**2,044,800**	**1,131,400**	**63,016**	**120,000**	**-**	**-**
Capital Projects/Equip					**212,100**	**1,331,300**	**-**	**17,725,450**	**3,998,100**	**1,011,200**
Debt Service										
Principal Payments								60,500		
Interest Payments										
Fiscal Agent Fees										
Sub Total Debt Service	**-**		**-**	**-**	**-**	**-**	**-**	**60,500**	**-**	**-**
Total Expenditures	**18,199,170**	**30,000**	**10,218,024**	**515,250**	**2,256,900**	**2,462,700**	**63,016**	**17,905,950**	**3,998,100**	**1,011,200**
Change in Fund Balance	**(448,270)**	**(30,000)**	**(347,024)**	**539,250**	**(153,900)**	**(817,700)**	**(63,016)**	**(4,920,950)**	**(3,498,100)**	**(693,540)**
Est. Ending Resources	**7,982,657**	**5,735**	**$2,457,546**	**$2,799,530**	**$1,213,952**	**$3,502,000**	**$0**	**$3,421,356**	**$484,033**	**$1,357,109**
% operating expenditures	**44%**		**24%**							
$ Requirement	**$4,549,793**	**$0**	**$2,554,506**	**$100,150**	**$408,960**	**$226,280**	**$0**	**$0**	**$0**	**$0**
%Policy Requirement	**25.00%**	**0.00%**	**25.00%**	**20.00%**	**20.00%**	**20.00%**	**0.00%**	**0.00%**	**0.00%**	**0.00%**
OVER/UNDER REQUIRE	**$3,432,865**	**5,735**	**($96,960)**	**$2,699,380**	**$804,992**	**$3,275,720**	**$0**	**$3,421,356**	**$484,033**	**$1,357,109**
FUND BALANCE CHANGE %	-5.3%	-84.0%	-12.4%	23.9%	-11.3%	-18.9%	-100.0%	-59.0%	-87.8%	-33.8%

COMBINED SUMMARY OF REVENUES AND EXPENDITURES
ALL CITY FUNDS FOR FISCAL YEAR 2023-2024

All Funds -	W/S Joint Use Facility Fund 46	EDC Capital Projects 05	Fleet ILA Fund 21	Library Donation Fund 23	PEG Fee Fund 24	Municipal Court Funds 25/26/27/29	Traffic Safety Fund 28	Grant Funds 10, 12	GO Debt Service Fund 03	W/S Sewer Debt Service 42/44	Combined Total All Funds
Estimated Beginning Resources	$1,305,993	$21,146	$57,971	$66,126	$106,220	$248,174	$34,293	$7,920	$827,043	$49,396	**$36,388,330**
Estimated Revenues											
Taxes / Assessments									4,171,000		**11,365,500**
Sales Tax											**8,011,000**
Licenses and Permits											**762,700**
Franchise Fees					28,000						**917,500**
Intergovt Revenue											**503,000**
Charges for Service			110,000								**12,185,660**
Fines & Forfeitures						47,300	-				**606,800**
Interest on Investments	-	100	-	100	3,000	7,500	-	-	40,000	-	**1,950,700**
Grant Revenue								4,000,000			**7,200,000**
Miscellaneous				6,000			-				**9,866,200**
Operating Transfer In	60,000	-	-						149,000	1,800,000	**3,280,000**
Revenues	**60,000**	**100**	**110,000**	**6,100**	**31,000**	**54,800**	**-**	**4,000,000**	**4,360,000**	**1,800,000**	**56,649,060**
Total Available Resources	**1,365,993**	**21,246**	**167,971**	**72,226**	**137,220**	**302,974**	**34,293**	**4,007,920**	**5,187,043**	**1,849,396**	**93,037,390**
Estimated Expenditures											
City Manager											**314,230**
City Secretary/Admin											**433,450**
City Attorney											**105,000**
Public Works Bldg. Maint.											**1,069,900**
Human Resources											**248,030**
Public Works - Dev. Svcs.											**291,860**
Economic Development											**77,250**
Strategic Initiative Projects											**-**
Finance							-				**603,210**
Municipal Court						90,850					**546,960**
Library				10,000							**1,185,200**
Rec & Comm Svc											**700,520**
Parks											**947,785**
Police							-				**7,080,300**
Fire / EMS											**4,096,490**
Public Works											**1,665,200**
Public Works - Fleet			95,500								**457,150**
Non-Departmental		-	-				-				**1,849,391**
Information Technology											**810,230**
Billing & Collection											**615,410**
Water Operations											**2,865,830**
Wastewater Operations											**3,284,614**
Grant Expenditures								700,000			**700,000**
CARES/CLFRF Grant xfer											**-**
Operating Transfer Out	10,000					-	-	-		-	**3,280,000**
Sub Total Operating	**10,000**	**-**	**95,500**	**10,000**		**90,850**	**-**	**700,000**	**-**	**-**	**33,228,010**
Capital Projects/Equip	**10,000**	**10,000**	**-**		**10,000**		**34,000**	**3,300,000**			**27,642,150**
Debt Service											
Principal Payments									3,040,000	1,320,000	**4,420,500**
Interest Payments									1,108,768	478,163	**1,586,931**
Fiscal Agent Fees									2,000	1,000	**3,000**
Sub Total Debt Service	**-**	**-**	**-**	**-**			**-**	**-**	**4,150,768**	**1,799,163**	**6,010,431**
Total Expenditures	**10,000**	**10,000**	**95,500**	**10,000**	**10,000**	**90,850**	**34,000**	**4,000,000**	**4,150,768**	**1,799,163**	**66,870,591**
Change in Fund Balance	**50,000**	**(9,900)**	**14,500**	**(3,900)**	**21,000**	**(36,050)**	**(34,000)**	**-**	**209,232**	**837**	**(10,221,531)**
Est. Ending Resources	**$1,355,993**	**$11,246**	**$72,471**	**$62,226**	**$127,220**	**$212,124**	**$293**	**$7,920**	**$1,036,275**	**$ 50,233**	**$26,166,799**
% operating expenditures											
$ Requirement	**$0**	**$0**	**$0**	**$0**	**$0**	**$0**	**$0**	**$7,920**	**$264,000**	**$0**	**$8,103,689**
%Policy Requirement	**0.00%**	**0.00%**	**0.00%**	**0.00%**	**0.00%**	**0.00%**	**0.00%**	**0.00%**	**0.00%**	**0.00%**	**0.00%**
OVER/UNDER REQUIRE	**$1,355,993**	**$11,246**	**$72,471**	**$62,226**	**$127,220**	**$212,124**	**$293**	**$7,920**	**$772,275**	**$ 50,233**	**$18,063,111**
FUND BALANCE CHANGE %	3.8%	-46.8%	25.0%	-5.9%	19.8%	-14.5%	-99.1%	0.0%	25.3%	1.7%	-28.1%

AVAILABLE RESOURCES AT FISCAL YEAR END

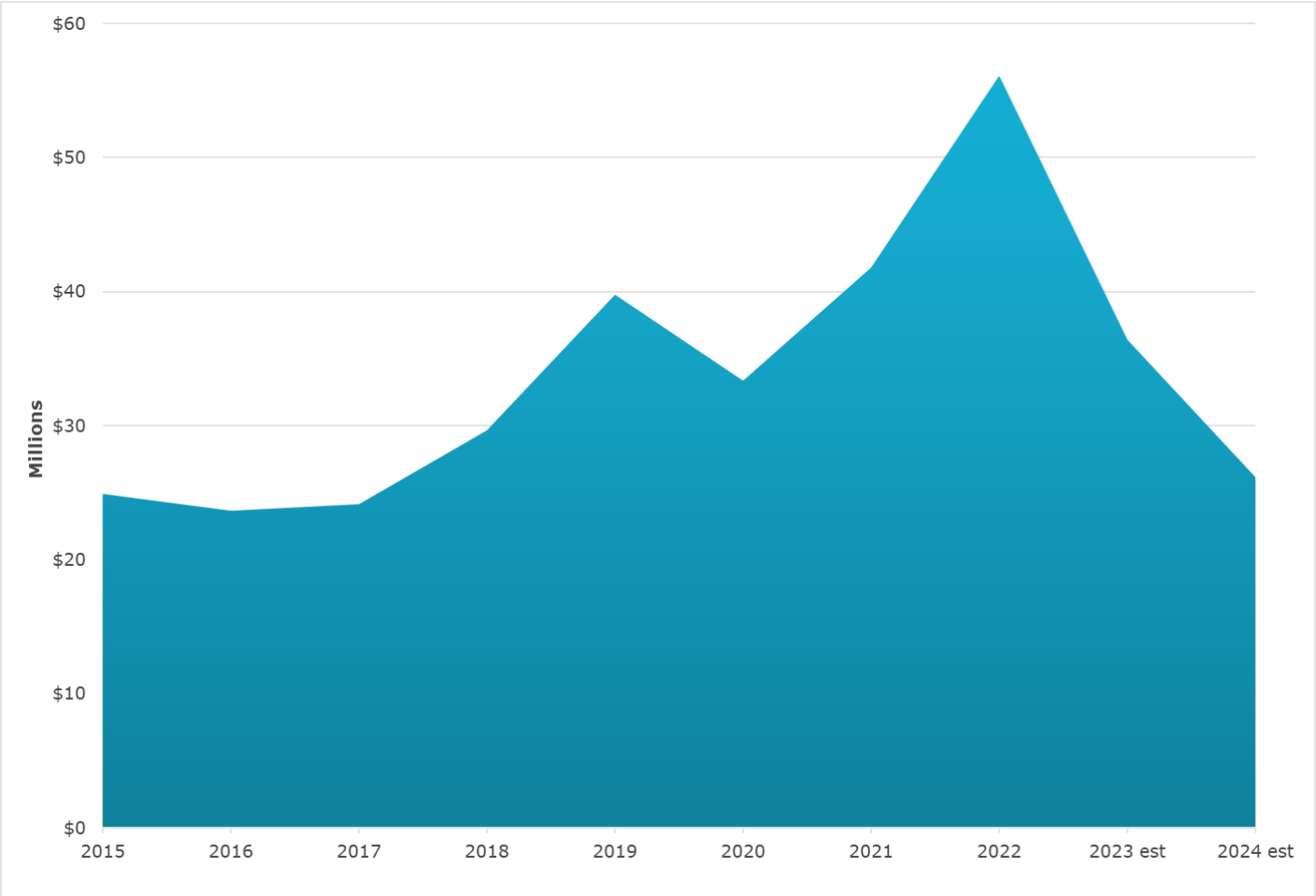

Total estimated resources at the end of FY2023-2024 are expected to be $26.1 million if all capital projects are completed. Of this amount, $8.1 million is required fund balance per the City's financial fund balance policies. The drawdown of fund balance planned for this year totals $10.2 million and will be used for various capital projects and equipment replacement needs. More information on these projects can be found in the Capital Projects Fund tab in this budget document.

PERSONNEL POSITIONS (Budgeted)

	FY2022 BUDGET		FY2023 BUDGET		FY2024 BUDGET	
	Full Time	Part Time	Full Time	Part Time	Full Time	Part Time
GENERAL FUND						
City Secretary	2.00		2.00		2.00	
City Manager	1.00		2.00		2.00	
*Human Resources	1.50		2.50		2.50	
*Development Services Division	2.50		3.50	0.25	3.50	0.25
Municipal Court Division	3.60	0.25	3.60	0.50	3.60	0.50
Finance	4.75	0.25	3.75	0.75	3.75	0.75
Information Technology	3.50		3.50		3.50	
Library	8.00	3.75	8.00	3.50	9.00	3.25
Recreation and Community Services	2.50	1.75	4.50	1.25	4.50	5.00
Parks	4.50	-	6.50	0.25	6.50	0.25
*Police Division	39.00	0.50	39.00	1.00	39.00	1.00
Fire / EMS Division	27.00		27.00	3.00	27.00	3.00
Public Works Streets Division	7.25		8.75		8.75	
Public Works - Fleet Services	3.00		4.00		4.00	
Public Works - Building Maintenance	7.00		8.00		8.00	
Total General Fund	117.10	6.50	126.60	10.50	127.60	14.00
ENTERPRISE FUNDS						
Drainage Utility	6.25	1.00	6.25	1.00	6.25	1.00
Water/Sewer Fund						
Administration	1.25		1.25		1.25	
Billing and Collections	7.50		7.50		7.50	
Information Technology	0.50		0.50		0.50	
Water Distribution	7.25		7.75		7.75	
Sewer Collections	5.25		6.75		7.75	
Total Water/Sewer Fund	21.75		23.75		24.75	
Total Enterprise Funds	28.00	1.00	30.00	1.00	31.00	1.00
SPECIAL REVENUE FUNDS						
Crime Control District	11.00		12.00		12.00	
Traffic Safety	-	-				
Municipal Court Security	-			0.50		0.50
Municipal Truancy Prevention	0.40		0.40		0.40	
Total Revenue Funds	11.40	-	12.40	0.50	12.40	0.50
GRAND TOTAL	156.50	7.50	169.00	12.00	171.00	15.50
Est. Population	23,770		24,400		23,653	
Personnel Per Capita	0.006899453		0.007418033		0.007884835	

Personnel Budget Breakdown

$17,601,500

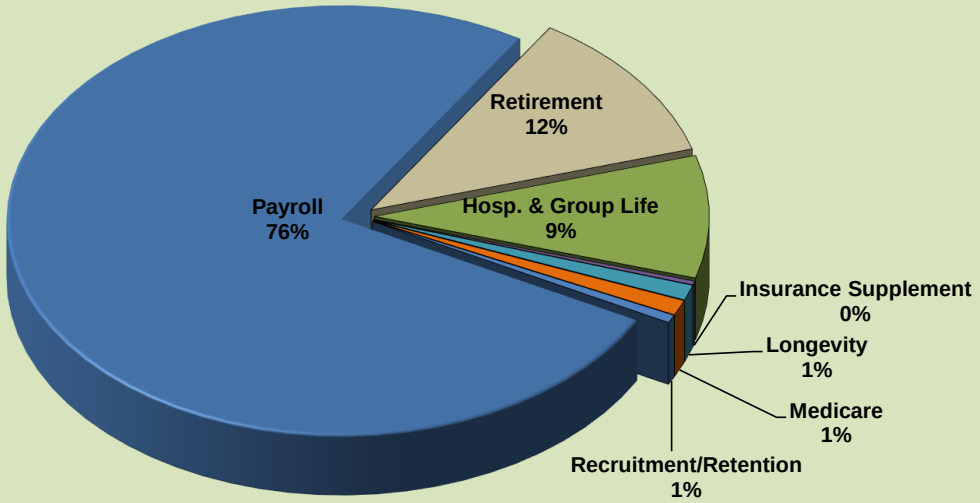

*** Department FTE totals include ARPA Funded Positions**

BUDGET OVERVIEW

-

BUDGET IN BRIEF

Budget-in-Brief

The Budget-in-Brief is intended to provide highlights of the City of Watauga's fiscal year budget for the period of October 1, 2023 through September 30, 2024. It describes the fund structure used by the City and summarizes the source and use of City funds and describes recent trends in revenues and expenditures.

This budget reflects the positive financial condition of the City and utilizes sound fiscal policies and a conservative approach in revenue and expenditure forecasting. For FY2023-2024, the City's budget provides for continued programs and services and maintains the tax rate of $0.570200/$100 valuation. The tax rate will also provide additional funding for capital improvement and equipment needs.

This budget is a fluid document that is changing and moving on a constant basis and serves as a guide for the following twelve-month period. We utilize past history, present conditions, and expected future trends in preparing estimated revenues. Once revenues are developed, we then evaluate costs associated with the delivery of existing services, any new and expanded costs or programs, and new programs established by Council. Within the limited resources available, we adjust the costs to achieve a balanced budget. The budget document, even after adoption, is still an estimated financial plan and is always subject to change by amendment. More often than not, elements within the body of the document will change throughout the year. Changes in economic conditions, new projects, project overruns, emergencies and unforeseen events can necessitate a budget amendment.

This budget document and financial plan for FY2023-2024 has been developed and constructed in such a way as to balance revenues to expenditures with minimal use of fund balances. Typically, fund balances are used to allow for one-time needs or liabilities that have accrued over long periods of time. When fund balances are used, the remaining fund balances are well above the minimums approved by Council. These balances throughout the various City's Funds are used to provide as much economic relief to our citizens as possible, while still providing a financially sound and strong municipal organization.

Fiscal Year 2023-2024 Financial and Economic Outlook

The financial plan as presented in the budget should be considered from the broad perspective of the specific environment within which the City operates. The City of Watauga is located in Tarrant County and is part of the Dallas-Fort Worth Metroplex that has a total population of 7.6 million people. The City of Watauga encompasses 4 square miles of which 96% is developed. The 2023 population estimate from North Central Texas Council of Governments is 23,653.

Property tax revenues are a major revenue category for the City's General Fund, comprising 41% of all revenues. This heavy reliance on property tax revenues is a significant challenge as the community is 96% built out. Over the past several years, the City has seen property valuations increase. This year's net taxable values with estimated ARB values as certified by Tarrant Appraisal District came in at $2.147 billion, an increase of 13% over prior year.

Sales Tax History

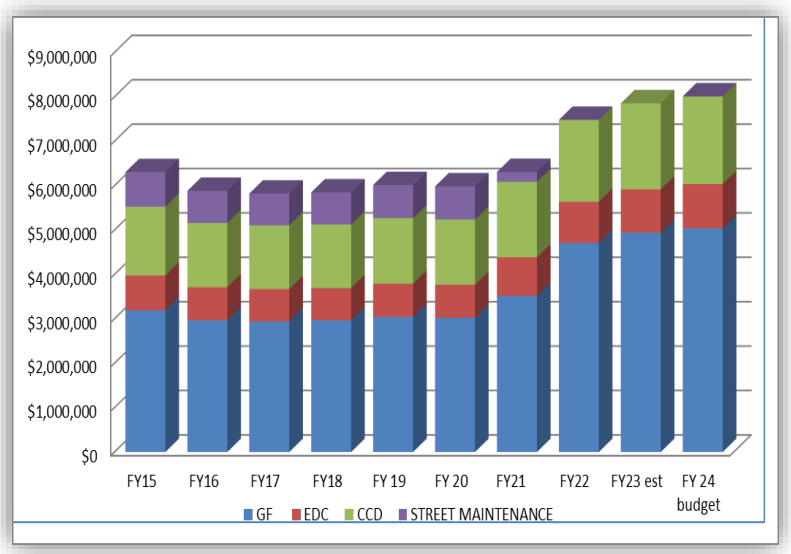

A significant portion (28%) of the city's general operating revenue is derived from sales tax. FY2022-2023 sales tax receipts are higher than anticipated and are trending 4% over budget and 5% over prior year actuals. We have conservatively estimated sales tax at year-end to be 2% over FY2022-2023 year-end projections. The City continues its economic development and redevelopment strategic planning that is essential for the City to increase its sales tax revenues and reduce its dependency on property taxes to fund basic City services. The City's economic development goals include attraction of quality visually appealing businesses, as well as revitalization and investment in areas that have seen some deterioration of economic activity. Efforts to maintain and grow our sales tax base continue to be a high priority.

Policy Issues, Goals, and Objectives for FY2023-2024

The FY2023-2024 budget is designed to continue the City's programs to (a) provide efficient operations, (b) maintain basic and essential service levels, and (c) achieve City

Council Goals. Specifically, the following policies are to be observed:

- Essential government services are to be provided at a level equal to or better than the level previously provided.
- All services are to be constantly examined to ensure that they are provided in an efficient and effective manner and that unnecessary services are eliminated.

To ensure that City Council Goals are achieved, performance-based programs were implemented and are monitored. Under this program, each City department head is required to identify several performance objectives consistent with City goals and maintain performance indicators, which will measure progress toward the achievement of stated objectives. This process is reviewed and updated annually for inclusion in the budget document. Each department's progress in measuring their goals is reviewed and monitored throughout the budget year.

The FY2023-2024 balanced budget does have some planned draw down of fund balance within the guidelines of the financial policy. All funds are planned to carry sufficient levels to protect the creditworthiness of the City and financial position from emergencies.

The General Fund has an imposed target of 25% of operating expenses. For FY2022-2023 the General Fund ending balance is projected to be at 54% of operating expenses at year-end. We expect to end FY2023-2024 with a balance of 44% of operating expenses.

BUDGET HIGHLIGHTS – ALL FUNDS

Revenues from all funds total $56.65 million in comparison to last year's $44.7 million. These numbers include $8.950 million in anticipated proceeds from the proposed 2023 Certificates of Obligation debt issuance, and grant funds (American Rescue Act Plan and Tarrant County Street Funding) of $7.2 million. Property and Sales tax make up 34% of all revenues, followed by charges for services at 22% of all revenues.

The budget in brief contains a general description of the major revenue sources for the City of Watauga's major operating funds and the assumptions used to project those revenues for this budget. Recent trend data is also included for major revenues described in the following pages. Most projected revenues are based on assumptions of historical data with increases and decreases associated with economic conditions and rate changes.

The total budget for FY2023-2024, including transfers between funds and capital projects is $66,870,591. This represents an increase of $5,148,225 when compared to FY2022-2023, largely due to increases in capital project funding, debt service payments and increases in the personnel category in comparison to prior year. Funding for planned capital projects and equipment this fiscal year is $27.6 million in comparison to $25.7 million last fiscal year. Detailed information on the Capital Improvement Projects and Capital Outlay Plan can be found within this budget document.

BUDGET OVERVIEW – BUDGET-IN-BRIEF

The following information is a general description of the major expenditure/expense types for the City's major operating funds.

Changes in operating expenditures vary in each fund based on the nature of the services provided in each fund.

- **Personnel Services** – This category consists of personnel salaries and benefits. Salaries include base pay, overtime, step-up pay, certification pay, sick and vacation pay, and holiday pay. Benefits include healthcare, retirement, accrued sick and vacation leave, partial tuition reimbursement, longevity pay, and payout of certain leave accruals per policy guidelines. The City of Watauga participates in the Texas Municipal Retirement System (TMRS) for eligible employees.

- **Supplies –** Those items necessary for operations including office and janitorial supplies, postage, publications, wearing apparel, vehicle parts and fuel, tools, and living plants.

- **Maintenance** – Those services required to maintain assets of the City – may be paid to outside vendors. This can include vehicle or equipment maintenance, hardware and software maintenance, street striping, plumbing and electrical services, and radio and book repairs.

- **Contractual/Sundry** – Consists primarily of services provided to the City, and other miscellaneous items. Services include bank services, audit and attorney fees, printing and binding, laboratory testing, public utilities, rental of equipment, ambulance billing services, collection agency fees, engineering services, appraisal district expenses, and insurance fees. This category also includes water distribution and wastewater treatment fees paid to the City's wholesale providers. Miscellaneous expenses include dues and subscriptions, travel, and training. This category also includes transfers between funds and debt service payments.

- **Capital Outlay** – The purchase or investment in items that are more than $5,000 each that have a life of more than five years and that will be capitalized or considered a long-term asset of the City. Examples include buildings, furniture, equipment, and vehicles. Infrastructure projects such as streets and water and sewer projects are included in this category. The City plans for these high dollar items through the Capital Improvement Plan Committee and Capital Outlay Plan Committee process. The end results are the creation and continual updating of multi-year plans that help identify capital needs and possible funding sources. The capital expenditures can be found in the Capital Projects and Capital Outlay Sections of this budget document.

Personnel, Compensation and Benefits

Retaining and attracting qualified staff is integral to our organization. Civil service and general government retention, hiring, and retirements have greatly impacted the City in the last few years.

The City must continue to develop strategies to retain current employees and recruit new employees.

Personnel Highlights

In FY 2021-2022, the City began to restore positions that were eliminated during the FY2020-2021 fiscal year due to budget constraints and the reorganization of the recreation center operations. Personnel positions in the City have declined since 2012 due to a shift in shared services (jail/dispatch) with surrounding cities, the implementation of contract labor for mowing services, and a reduction in staffing due to recreation center operations, elimination of positions, and the freezing/unfunding of positions in order to decrease spending.

In the FY2022-2023 budget, a total of 13.25 full-time equivalents were added to the budget. Of those positions, 7.25 full-time equivalent positions were restored and funded, and 6.0 positions were added as determined by the Personnel Improvement Plan. The ARPA grant funded 7 full-time equivalent positions.

In the proposed FY2023-2024 budget, funding was concentrated on retention and recruitment of employees. In the FY2023-2024 budget, the following is included:

- Continued funding for civil service step increases.
- 1-3% merit increase for general government employees based on annual evaluations.
- 5% cost of living increase for all employees.

Personnel changes (not including reclassifications) are listed below:

- **Parks and Recreation Department** –
  - (3.75) Full-time equivalents were funded:
    - 15 seasonal part-time positions were added for the preschool program (2 positions, .5 FTE) and the summer camp program (13 positions, 3.25 FTE).
  - (3.5) Full time equivalents were moved from ARPA funding to the General Fund as listed below:
    - 2 Part-time and 1 Full-time Recreation Attendants (1.50 FTE)
    - 1 Maintenance Worker (1.00 FTE)

- 1 Irrigation Technician (1.00 FTE)

- **Library –**:
  - .25 to 1.0 FTE Library Asst. (.75) FTE

- The **City's Employee Retirement (TMRS)** rate is forecast to be 16.84%, up 1.78% from last year's rate of 15.06%.

- **Health insurance** cost increases over the last few fiscal years have been a major concern in the City. This fiscal year, health insurance was originally forecast to come in at an 15% increase in the budget, but staff and the City's broker was able to negotiate the increase to 8%. The City will absorb the cost increases this year to aid in recruitment and retention efforts. The City contributes some funding to dependent insurance costs and matching contributions for employees' health savings accounts. The City rolled out a cost sharing model for insurance premiums in the current fiscal year to aid in the funding of medical increases in future years.

- **Employee Programs funded this year include:**

  Employee engagement and events continue to be a priority this fiscal year and funding has been provided for programs that bring city employees together. The WataugaFit program continues to be funded this year. This is an employee wellness program to identify risk and provide avenues for behavior modification which reduces chronic disease, medical costs, and absenteeism. It is a priority of the City to continue Health and Wellness programs for City Employees. The employee tuition reimbursement continued to be funded this fiscal year.

  Employee programs added this year include an employee award and an employee of the month program to recognize employees for excellent achievements and service. In addition, an employee referral program is funded that is designed to incentivize and encourage employees to market the City and help with recruitment.

- **Other Programs and Initiatives**

  Additional recreation programs and program enhancements were included this fiscal year. These include the reinstatement of the summer camp and pre-school programs, and enhanced funding for WataugaFest. These programs will bring in additional revenues to cover the cost of the programs. The Arts Program and funding for Concerts in the Park continues to be funded this fiscal year.

  Various equipment and vehicle purchases will be funded this year and the majority of these items are listed in the 5-year Capital Outlay Plan with identified funding sources. Additionally, one-time capital items that have been requested are included in the proposed budget. Some of the items are listed below:

- **Public Works Department**
  - Fleet vehicles (3)
  - HVAC and fire alarm equipment replacements
  - Community Center foundation repairs
  - School zone flasher upgrade
  - Fuel Island operating system update
  - Elevator modernization for Water Tower
- **Fire Department**
  - Breathing Air Compressor replacements
  - Training Prop
  - Fitness equipment and mattress replacements
- **Police Department**
  - Vehicle replacement
  - Motorcycle for traffic enforcement
  - Public safety equipment and rifle replacement program
  - Software and policy update program
  - Traffic safety enhancements
- **Finance Department**
  - Technology upgrades to provide for a mobile work order program for the Utility Billing
  - Vehicle replacement for Utility Billing
- **Information Technology**
  - Hardware and software replacements
  - Fire department tablet replacements
- **Parks and Recreation**
  - Trailer replacement
  - PA system equipment
  - Fitness equipment replacements
- **Library**
  - Furniture and equipment replacements

Capital Projects

- The City's Capital Improvement Plan (CIP) is a 5-year plan for public physical improvements to include infrastructure such as streets, water and sewer and drainage improvements. In addition, parks and building improvements are included in the CIP. The CIP provides a forecast of funds available for capital projects and identifies all planned capital improvement projects and their estimated costs. A detail of these projects can be found in the Capital Improvement section of this document. Approximately $24.8 million in planned capital projects are included in this year 's budget and include continuation of the Whitley Road Street project, the Hightower Road and Watauga Road street projects, and various water and sewer and storm drain infrastructure projects. Projects supported by the Economic Development Corporation include a food business park at Capp Smith

Park. Some projects will carry over from FY2022-2023 and year-end projections are subject to change. Unused funds roll over each year until the projects are completed. Capital equipment identified needs include $1.12 million in vehicles, equipment, facility, and technology needs. More information can be found in the Capital Outlay section of this document.

General Fund

General Fund Revenues The budget provides funding for continuation of current programs and services. The recreation center programs were reduced in FY2021 and FY2022, but the City made substantial progress in restoring programs and events. Revenue projections for FY2023-2024 total $17,750,900, an increase of $1,502,780, or 9.2% from the FY2022-2023 original budget. Increases have been projected for property tax, sales tax, charges for services, and fines and forfeitures.

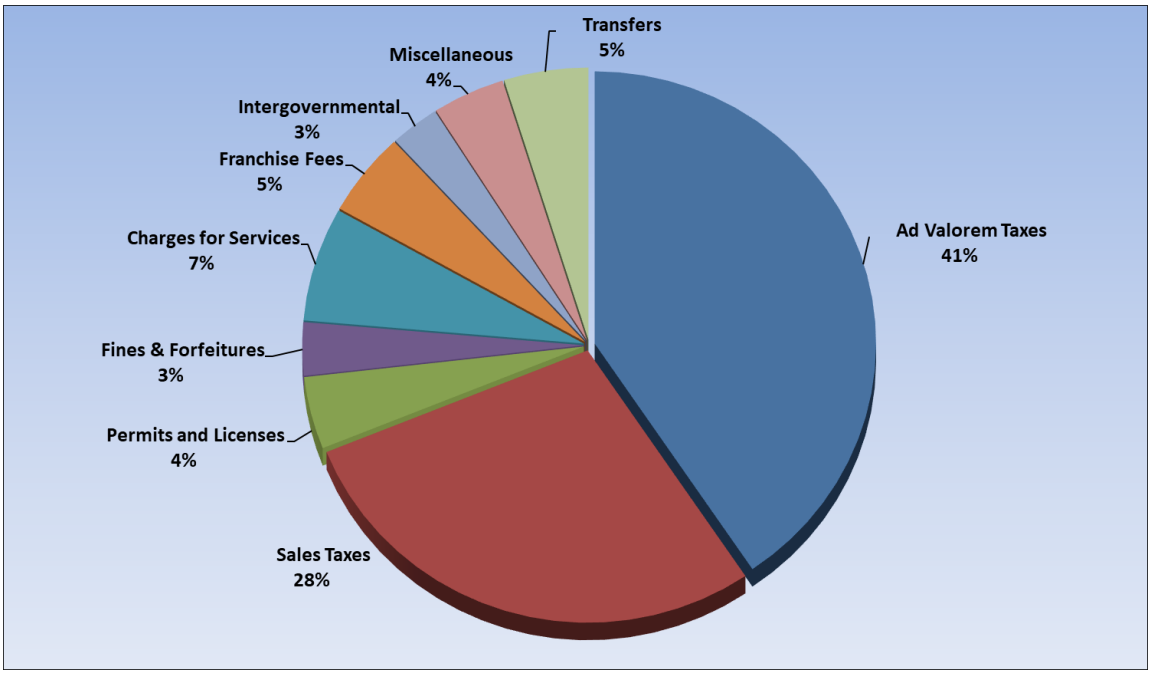

- Ad Valorem Property Taxes - Revenue collected from property taxes is the largest component of the General Fund, comprising 41% of revenues in FY2023-2024. This includes current and delinquent tax payments as well as penalties and interest. This revenue is calculated based on information from the Certified Tax Roll received July 25th from the Tarrant Appraisal District (TAD). The certified roll reflects all taxable property in the City as of January 1, 2023. After the roll is received, the tax rate is set by the City Council based on both the debt rate

required to pay the City's General bonded indebtedness and funds needed for maintenance and operations for the use and support of the General Fund.

- In FY2023-2024, valuations increased by 13%, compared to an increase of 11% in FY2022-2023. In the FY2023-2024 budget, the proposed tax rate of $0.57020 per 100 of valuation maintains the current tax rate and includes an unused increment rate of $.014 to bring in additional revenue to cover cost increases and the restoring of positions. The proposed tax rate is a result of the higher valuations and will ensure that the quality service levels and programs are maintained, and new debt service requirements are met for capital projects in the City.

- The proposed tax rate for FY2023-2024 is **$0.5702/$100** of valuation. The tax rate distribution for FY2023-2024 compared to FY2022-2023 is as follows:

	FY2023-24	FY2022-23
Maintenance and Operations:	$0.359710/$100	$0.375187/$100
Interest & Sinking	$0.210490/$100	$0.195013/$100
TOTAL TAX RATE:	**$0.57020/$100**	**$0.570200/$100**

Estimated collections for the current year have been computed at approximately 100% of net taxable value for the interest and sinking (I&S) portion of the tax rate. The City's historical tax rate and distribution is shown below:

PROPERTY TAX DISTRIBUTION HISTORY

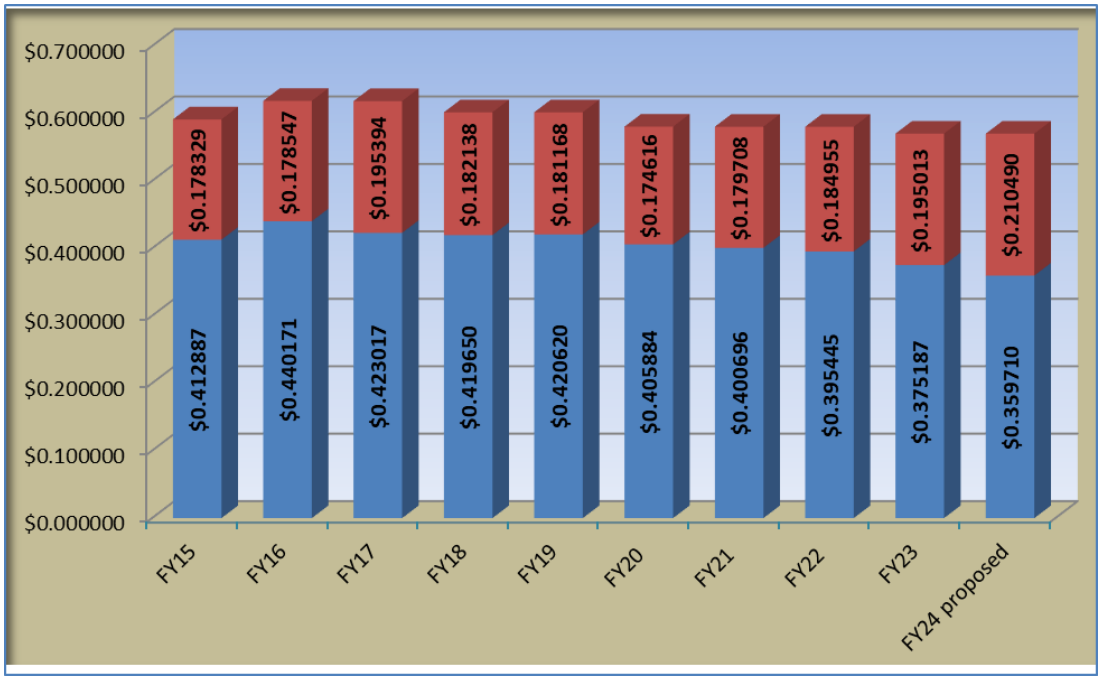

Please see Budget Ordinances and Notices section for computation of tax rates

10 YEAR HISTORY OF PROPERTY TAX RATES

Property Tax Rate History

	M&O	I&S	TOTAL
FY15	$0.412887	$0.178329	$0.591216
FY16	$0.440171	$0.178547	$0.618718
FY17	$0.423017	$0.195394	$0.618411
FY18	$0.419650	$0.182138	$0.601788
FY19	$0.420620	$0.181168	$0.601788
FY20	$0.405884	$0.174616	$0.580500
FY21	$0.400696	$0.179708	$0.580404
FY22	$0.395445	$0.184955	$0.580400
FY23	$0.375187	$0.195013	$0.570200
FY24 proposed	$0.359710	$0.210490	$0.570200

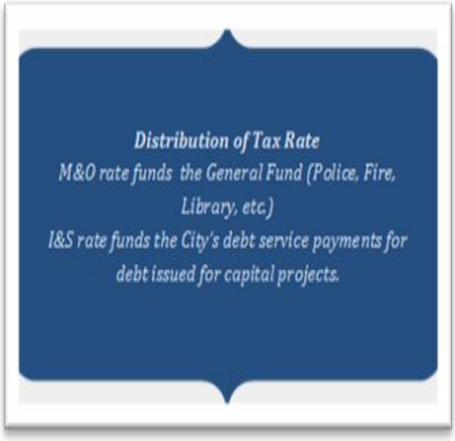

As shown in the table below and the Assessed Value of Taxable Property Graph, City valuations have experienced growth in the last ten years. In FY2021 values came in at 1.5% over prior year, in FY2022, valuations increased 7% over prior year, and in FY2023, valuations increased 11%.

In Tax Year 2023, Fiscal Year 2023-24, certified values from Tarrant Appraisal District came in at 13% over prior year. The City's collection rates for property taxes are strong at approximately 99% annually.

BUDGET OVERVIEW – BUDGET-IN-BRIEF

TABLE OF TRENDS IN ASSESSED VALUES, RATES, AND LEVIES

Year Ending Sept. 30	Assessed Value of Taxable Property (Adjusted)	Tax Rate/$100 of valuation	Tax Levy	Current Year's Taxes Collected	% Current Levy Collected
2014	$ 956,468,332	0.591216	$ 5,699,054	$ 5,627,816	98.75%
2015	$ 1,016,667,348	0.591216	$ 5,986,464	$ 5,926,599	99.00%
2016	$ 1,024,630,104	0.618718	$ 6,325,757	$ 6,262,499	99.00%
2017	$ 1,157,125,543	0.618411	$ 7,051,792	$ 6,969,084	98.83%
2018	$ 1,265,325,039	0.601788	$ 7,487,384	$ 7,401,975	99.20%
2019	$ 1,382,731,351	0.601788	$ 8,040,121	$ 8,014,638	99.68%
2020	$ 1,573,355,021	0.580500	$ 8,780,923	$ 8,693,114	99.00%
2021	$ 1,597,254,264	0.580404	$ 8,894,923	$ 8,810,156	99.05%
2022	$ 1,708,914,183	0.580400	$ 9,440,143	$ 9,373,453	99.29%
2023	$ 1,903,634,822	0.570200	$ 9,994,389	$ 9,979,926	99.86%
2024 est	$ 2,147,126,157	0.570200	$ 11,148,389	n/a	n/a

The average taxable value of a home in Watauga this year is $226,383, an increase of 16%, or $31,550 from last year's average taxable value of $194,833. The amount of annual City property tax on the average home at the proposed tax rate of $0.5702/$100 is $1,290, up $180 from prior year. This represents a monthly cost of $107.5, or $3.53/day for the City to provide services such as the day-to-day operations of the City including 24-hour police, fire and EMS Service, public works, parks and recreation, library services, building inspections, code compliance and other essential City services.

The City is landlocked and approximately 96% built out, however, in the City and surrounding area, there has been substantial growth in residential and commercial property valuations over the last several years. In future years, growth is forecasted to slow to 3-5% annually.

Ad valorem taxes are billed October 1 of every year and are due on or before January 31 of the next calendar year. Projections for delinquent tax revenues for those collected after January 31 are based on conservative prior years' experience, as well as interest and penalties on delinquent ad valorem taxes.

The City is located in two different independent school districts (ISDs); so overlapping property taxes vary by what section of the City in which a property is located. The City's portion has historically been less than one-fourth of the entire property tax bill for the area. The City offers a $40,000 senior citizen exemption from assessed values and has incorporated the over-65 and disabled citizen tax freeze. All other exemptions for disabled persons and veterans are as stipulated by State law.

Sales Tax Collections

The second major financial consideration that guides the development of the budget for the upcoming year is the projection of sales tax revenues. The City's 1.25% share of all local taxable sales are remitted by merchants to the State Comptroller's Office and then distributed to the City on a monthly basis. Sales tax revenues comprise 28% of General Fund (GF) revenues. The City has experienced better than anticipated sales tax and this year and we are forecasting FY2022-2023 sales tax revenues to end the year approximately 2.5% over budget expectations and 5% higher than FY2021-2022 actuals. Sales Tax for FY2023-2024 is projected to be 2% above the current year forecast for the 1.25 cent sales tax.

In May, 2021, voters approved a one and one quarter cent sales and use tax for general government services. This allows for additional revenue to operate and provide public services. The additional ¼ sales tax is used for general government services and will provide funds for continuing street maintenance.

Sales Tax revenue for the City is subject to the general economic environment of the DFW Metroplex. The City continues to see growth in economic activity for current businesses, attraction of new businesses, and online sales tax growth. The gains from sales tax are also attributable to inflation with the higher cost of goods and services.

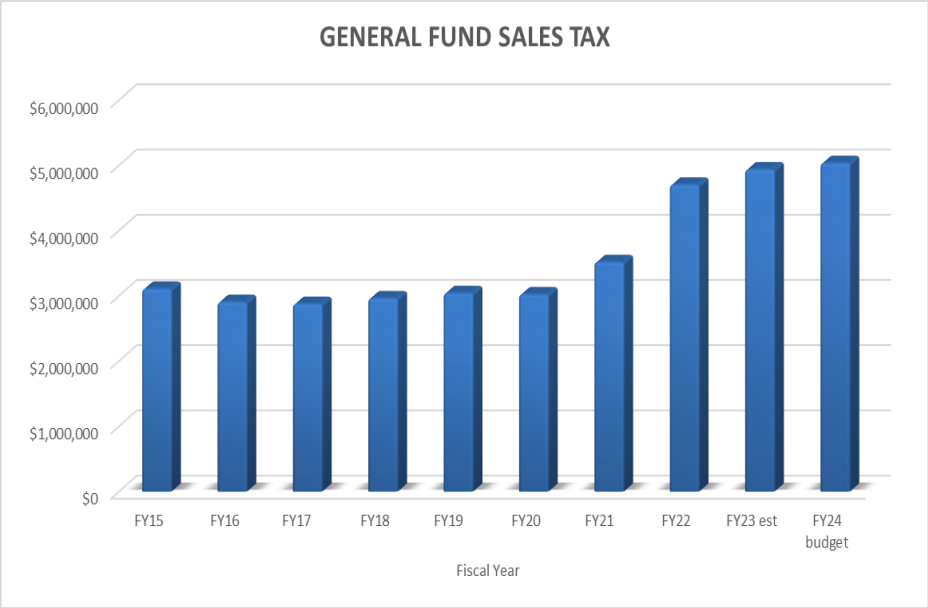

<u>Other taxes</u> - Include receipts from the operation of bingo halls in the City.

<u>Utility Franchise Fees</u> – This revenue category consists of a percentage of local gross receipts remitted to the City by each privately owned utility (electric, telephone, gas, waste and recycling collections, and cable) providing services to Watauga citizens for their use of the City's right-of-way. This can be the right-of-way used by the companies for their utility lines or the use of our streets for their vehicles. Revenues are based on terms of a franchise agreement between the City and each utility. The majority of franchise revenue is based on a percentage of gross revenues from the utilities.

Projected revenues for these fees are generally based on population estimates. Recently, weather conditions and the economy have been significant factors in a decline of revenues as citizens have been more frugal in utilization of resources, which has led to lower utility revenues. In addition, the Texas Legislature passed Senate Bill 1152 which

undercut the collection by cities of right-of-way rental fees from companies that provided both cable and telecom services. Beginning January 1, 2020, these companies now pay the greater of the two charges measured on a statewide basis, but not both and the City has seen a significant decline in these revenues as a result. These fees currently total 5% of General Fund revenues.

Licenses and permits – This includes construction permit fees, animal licenses, electrical and plumbing licenses and other licenses and permits. Over the last few years, this revenue has fluctuated due to construction activity in the City; however, as the City is approximately 96% built out, this revenue is not expected to increase substantially. However, the City has experienced an increase in construction permits related to renovations last year.

Projections are based on the established historical base of issued permits and the expectations of inspectors and economic development staff for new permits and buildings. This revenue source is estimated to bring in 4% of General Fund revenues for FY2023-24.

Intergovernmental revenue - Intergovernmental revenue consists of a payment-in-lieu-of-tax (PILOT) from the enterprise funds based on a percentage of revenues from the water and sewer utility systems and the storm drain system. This is similar to the fee charged to other utilities for the use of City right-of-ways except for City-owned utilities. Projections are based solely on revenues projections for those revenue generators. Such funds total 3% of General Fund revenues.

Charges for services – These charges include recreation fees, fees paid by developers as reimbursements for City services, charges for emergency medical service (EMS), and various other service charges. Service Charges account for about 7% of General Fund revenues. Projections are based on historical use of City services as well as rates charged by the City on such services. New recreation programs were added in FY2023-2024 that increased revenues in this category. EMS services have been outsourced to Emergicon, which handles all billing and initial collections. Ambulance revenues have experienced growth the past couple of years due to increased collection activity and the City running a second ambulance beginning in FY2020-21.

Fines and Forfeitures - Include fines levied by the Municipal Judge for misdemeanor offenses occurring with the City and those collected on citations issued for code enforcement. Fines for overdue library books were discontinued in FY2020-21. Other fees are also included in this category for certain items relating to municipal court. Fines and forfeitures make up approximately 3% of General Fund revenues for fiscal year 2024.

Miscellaneous revenue – This includes interest earned on the investment of General Fund cash, proceeds from the sale of surplus City property, cell phone tower rent revenues and other various revenues. Interest earnings are expected to increase in FY2023-24 due to the rising interest rates and comprise 4% of total revenues.

Transfers In – Transfers in are comprised of funds transferred from another fund for general and administrative fees or obligations that the General Fund provides. The

contributing funds include the proprietary funds (Water and Sewer, Storm Drain) and special revenue funds (Crime Control and Economic Development Fund). These are projected at 5% of General Fund Revenues.

General Fund Expenditures

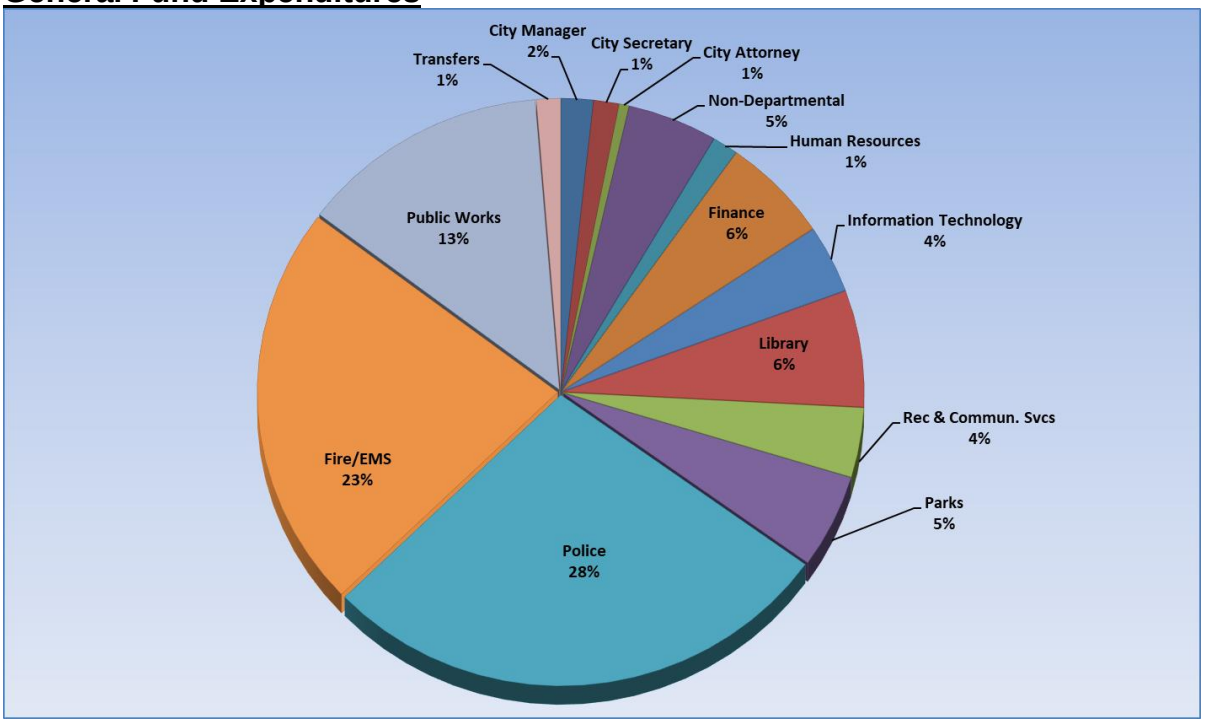

The operating expenditures (including transfers) for the General Fund total $18,199,170. This is a $1,734,275, or a 13.7% increase over last year's budgeted expenditures, including transfers. Personnel expenditures make up 72% of the General Fund's budget. As mentioned previously, the City has been striving to restore positions that were unfunded as a cost saving measure in in FY2019-20 and FY2020-21. A total of 7.75 full-time equivalent positions were added to the general fund this year, of which 3.5 full-time equivalents were moved into the General Fund that were previously funded by the ARPA grant. The additional 3.75 full-time equivalents were added due to the restoration of the summer camp and preschool programs at the Community Center. The fire SAFER grant was completed in the second quarter of fiscal year 2022-23 and all of the six positions funded by this grant have now been absorbed by the general fund. In the FY2023-24 budget, medical insurance costs were increased by 8%, and the City's TMRS (retirement funding) was increased by 1.8%. Also included is a 5% cost of living for all employees, civil service step increases, and a merit increase for general government employees. Police and Fire expenditures make up 51% of the General Fund Budget.

The General Fund expenditures include $50,000 of contingency funds for unforeseen events or emergency purchases during the year. Transfers will be made this year to the Capital Projects Fund to pay for the debt service for the Rufe Snow Street Project, a joint

City of Watauga and City of North Richland Hills project. This will be the City's last year for this transfer and payment. Additionally, the transfer will cover miscellaneous engineering services. A transfer from General Fund to other funds include a transfer to the Capital Projects Fund for sidewalk replacements in the amount of $150,000. Street Maintenance is funded this year by previous transfers to the General Capital Projects Fund.

There will be a utilization of fund balance for one-time expenditures and programs in the amount of $448,270 for this year and the projected ending fund balance for FY2023-24 is $7,982,657, which equates to 44% of operating expenditures in reserves. This is above the minimum target policy of twenty-five percent (25%) by approximately $3.4 million which may be used in future budgets for one-time expenditures, such as funding of capital projects.

General Fund Debt Service Fund

As discussed in the General Fund section above, the City bases its ad valorem tax rate on the certified appraisal roll provided by the Tarrant Appraisal District (TAD). A combined tax rate is adopted each year by the City Council that funds 1) the use and support of the general fund (maintenance and operations rate) and 2) to finance the City's Debt Service Fund (referred to as Interest and Sinking, or I&S rate) for payment of annual principal and interest due on outstanding general indebtedness. This is the portion obligated for debt service payments and is projected on payments as specified in debt obligations. The fund receives a transfer-in from the Economic Development Corporation for their payment of various economic development and parks projects within the City.

The City has existing long-term debt issued for the construction of capital facilities, infrastructure, and vehicles and equipment. The debt service requirement for principal and interest payments and fiscal agent charges for totals $4,150,767. This amount includes debt service for the 2023 Certificates of Obligation debt issuance for projects included in the General Capital Project Fund and listed below. The ending fund balance is projected to be $1,036,276.

General Capital Projects Fund

The General Capital Projects Fund provide the basic resource for general government projects such as streets, parks, public facilities, equipment, and other infrastructure needs. Many of these projects are funded from debt issuance proceeds and the remaining are funded by a transfer in from the General Fund. Other revenues include interest income on investments, and proceeds of the sale of surplus property.

The following projects will be funded this year:

- ✓ This year the sidewalk program will be funded at $150,000.
- ✓ Engineering costs have been funded at $30,000 in anticipation of additional needs throughout the City.

- ✓ Continuation of the Whitley Road street projects, parks projects are funded by the 2018, 2020, 2021 Certificates of Obligation proceeds and Tarrant County Grant. These projects are continued from prior years.
- ✓ The Hightower Street Project continues this year with phase I of construction to be funded by the proposed 2023 Certificates of Obligation debt proceeds. The debt proposed will also fund engineering costs for the commencement of the Watauga Road Street Project.
- ✓ The continuation of the food business park project at Capp Smith Park is funded by the 2020 Certificates of Obligation debt issuance.
- ✓ The $8.950 million proposed 2023 Certificates of Obligation will fund street projects, the fleet facility expansion project, and a replacement ambulance for the fire department.

General capital projects and equipment expenses for this year are projected at $17,905,950. The ending Fund Balance is forecast to be $3,421,356 if all projects are completed by fiscal year end. See the General Capital Projects Fund for a more detailed description.

Strategic Initiative Fund

The Strategic Initiative Fund was created in FY2015-2016 to fund the strategic initiatives identified as priorities by Council. The funding source for this fund is through General Fund transfers. This year, the City will close out the use of the Strategic Initiative Fund and move to the General Fund for future projects. The previous expenditures in this fund included $30,000 for the home revitalization program through the Tarrant County HOME program. The General Fund will continue to fund Council initiatives in future years.

Special Revenue Funds

Economic Development Corporation

The Economic Development Corporation is funded by a ¼ cent sales tax and funds economic development activities and quality of life projects in the City. Voters approved a 1/2 cent sales tax under Section 4B of Article 5190.6, Vernon's Texas Civil Statutes with an effective date of October 10, 1994. In May, 2012, Voters approved a reallocation of 1/4 cent for the Watauga Parks Development Corporation to go towards Street Maintenance, effective October 2012. In FY2018-19, the Corporation was renamed to the Watauga Economic Development Corporation. Funds can only be used for economic development activities and projects and funds are administered under the supervision of the Economic Development Corporation Board of Directors. The City Council retains final oversight authority and must approve the EDC's programs and expenditures.

Sales tax revenues are projected to be $996,000 for FY2023-FY2024. The ¼ cent share of all local taxable sales are remitted by merchants to the State Comptroller's Office and

then distributed to the City on a monthly basis. This represents approximately 99% of total revenue for the Economic Development Corporation Fund.

The budget for this fund includes funding for the completion of various economic development initiatives as guided by the Corporation's strategic plan that was developed in FY2019-20 and updated in FY2020-21. Expenditures are budgeted at $515,250. The ending fund balance is projected to be $2,799,530.

The EDC Capital Fund Budget includes $10,000 in contingency funding for projects that may be considered for funding for the fiscal year. The projected ending fund balance is $11,246.

Street Maintenance Fund

This fund was originally established on October 1, 2012 to account for ¼ cent sales tax reallocated from the Parks Development Corporation, now the Economic Development Corporation. At a special election on May 12, 2012, the voters approved this tax under Section Chapter 327 of the Tax Code.

In November, 2020 a measure was presented to voters to reallocate the ¼ cent dedicated street maintenance sales tax to economic development. The voters chose not to reallocate the tax and as a result, the street maintenance dedicated sales tax was abolished effective January 1, 2021. The source of funding for streets will be cash flowed from the general fund in future years. Street maintenance projects funded for the year total $63,016, bringing the fund balance to $0.

Crime Control and Prevention District Fund

The Watauga Crime Control and Prevention District (WCCPD) was established in March, 1996 under Local Government Code Chapter 363 and reauthorized most recently on May 1, 2021 to account for a one-half sales tax to fund officers and purchase additional equipment and supplies for law enforcement purposes. The fund is administered by a Board of Directors, which is current made up of the Mayor and all Council Members.

The sales tax represents 99% of total revenue for the WCCPD. Sales tax revenues generated from this ½ cent sales tax are projected at $1,977,000, an increase of 5% over prior year budget and 2% over forecasted FY2023 receipts. Total revenues are forecast to be $2,103,000. The FY2023-2024 operating budget is $2,256,900 and ending fund balance is projected to be $1,213,952. Public safety equipment and replacement vehicles are funded by the WCCPD this fiscal year.

Library Donation Fund

Revenues represent donations made by customers as part of utility bill payment. Funds are used to purchase additional library supplies such as books, audio and video,

periodicals, and other types of supplies. Projections are based on historical trend of donations, which have declined in the last several years.

Estimated revenues received by donations for this fund are expected to be $6,000 and make up approximately 98%of the Library Donation's fund's total revenues. The proposed budget expenditure of $10,000 will leave an estimated ending fund balance of $62,226.

PEG Fee Fund

This fund was created in FY2017-2018 to comply with SB1087 and to account for a 1% PEG (public, educational or governmental) fee received from Cable Providers operating in the City. Revenue estimates are conservative. Fees are estimated to be $31,000 for FY2023-2024. Expenditures are budgeted at $10,000 this fiscal year for capital projects. Expenditures can only be spent on capital items for the local access channel as described by federal law. Estimated ending fund balance is $127,220.

Municipal Court Revenue Funds

Revenues for the Security Fund, Technology Fund, and Truancy Prevention, and Jury Fund come from a $4.90, $4.00, $5.00, and $0.10 fee, respectively, on each citation for which there is a conviction. Thus, as citations fluctuate up or down, these revenues are increased or decreased. For FY2023-24, forecasted revenues are $54,800 for all of these funds combined.

For each municipal court fund, funds can be used for only specific purposes that are outlined under the provisions of the Code of Criminal procedures or changes under Senate Bill 346. Expenses are for technology improvements for the Court office, a portion of the Juvenile Case Manager salary, a part-time Deputy City Marshal and upgraded ticket writers. The total budget for this year is $90,850, leaving combined fund balances of $212,124.

Traffic Safety Fund

In June, 2019, legislation passed by the 86th Texas Legislature (House Bill 1631) affected cities that have automatic photographic enforcement programs. The City's contract was terminated June 1, 2019 when the law to ban photo enforcement programs became effective. The City will use the remaining fund reserve balance to help fund a replacement motorcycle for the traffic program this fiscal year in the amount of $34,000 and the fund will be closed out.

Grant Funds

In FY2019-2020, the City received a Staffing for Adequate Fire Emergency Response (SAFER) Grant Award that provides for 75% funding of six Fire/EMS positions for the

first 2 years of the grant, and 35% of funding for the 3rd year of the grant. The SAFER Grant Fund was completed in February, 2023, and grant funding reduced to 0% in FY2023-2024, thus increasing the general fund portion of funding for these positions.

The City received a **CARES Act** Grant for reimbursement of COVID-19 response expenditures in the amount of $1,307,350 that was expended in fiscal years 2019-20 and 2020-21. The City earned and expended all of the funds by December 31, 2020 as outlined in the CARES Act funding guidelines.

The **American Rescue Plan Act Coronavirus Local Fiscal Recovery Funds (CLFRF)** provides funding to local governments to broadly respond to the COVID-19 public health emergency and restore governments to pre-pandemic staffing levels and for the provision of general government services. Two tranches of payments were made to local governments serving populations under 50,000. The City received a total of $6.072 million in CLFRF funding to be obligated by 2024 and fully expended by December 2026. In July 2022, the City Council approved the Spending Plan Framework for the ARPA funds. In FY2023-2024, $4,000,000 has been budgeted in grant revenues and expenditures, which includes infrastructure projects that will continue over the next couple of years. These include the lead pipe identification project, enhanced funding for a water and sewer project, and the Park Vista drainage project. Additional funding is provided for personnel programs to target recruitment and retaining staff, and a generator for the water tower. The leave liability reduction program was completed in FY2022-2023.

Proprietary Funds

Storm Drainage Fund

A $11.00 fee per month per residential utility account was adopted through the Code of Ordinances, to enhance drainage of properties within the City. Commercial accounts are charged a uniform rate, but the amount charged is based on impervious area. The fee is billed and collected through the Utility Billing Office and is 99.8% of the Storm Drain Utility Revenues. Projections are based on the active accounts and rate charges. The last fee review was conducted in FY2020.

Total charges for services are forecast to be $1,485,000 for service charges, with total revenues of $1,645,000. Total expenditures are $2,462,700. The operating expenditure budget is $937,400, with additional transfers to other funds in the amount of $194,000. This year, $1,331,300 in capital projects are included in the budget to include the drainage portion of Whitley Road Phase 4 and 5. The projected ending fund resources will be $3,502,000 if all budgeted capital projects are completed.

Water and Sewer Fund

The Utility Billing Office bills and collects revenues from the sale of potable water and the disposal of sewage discharge for single and multifamily residential buildings and commercial facilities inside the City. Projected revenues for these fees are generally based on population estimates, although weather conditions play a significant factor in revenues actually received. The City is 96% built out and increases in customer accounts are projected to remain fairly flat in future years. Water and sewer sales constitute 94% of the Water and Sewer Utility Fund revenues. Other revenues such as penalty revenue, service charges, interest and transfers make up 6% of the total revenues. Total charges for water and wastewater services are forecast to be $9,300,000, with total revenues of $9,871,000 and total available resources are $12,675,570. A rate increase is anticipated for wastewater services and is included in this budget. A rate model review is underway, and a rate increase will be presented in the second quarter of Fiscal Year 2024. The City contracts with the City of Ft. Worth for wastewater treatment and the City of North Richland Hills for water purchases. Wastewater collection and treatment costs have risen drastically in the last two fiscal years.

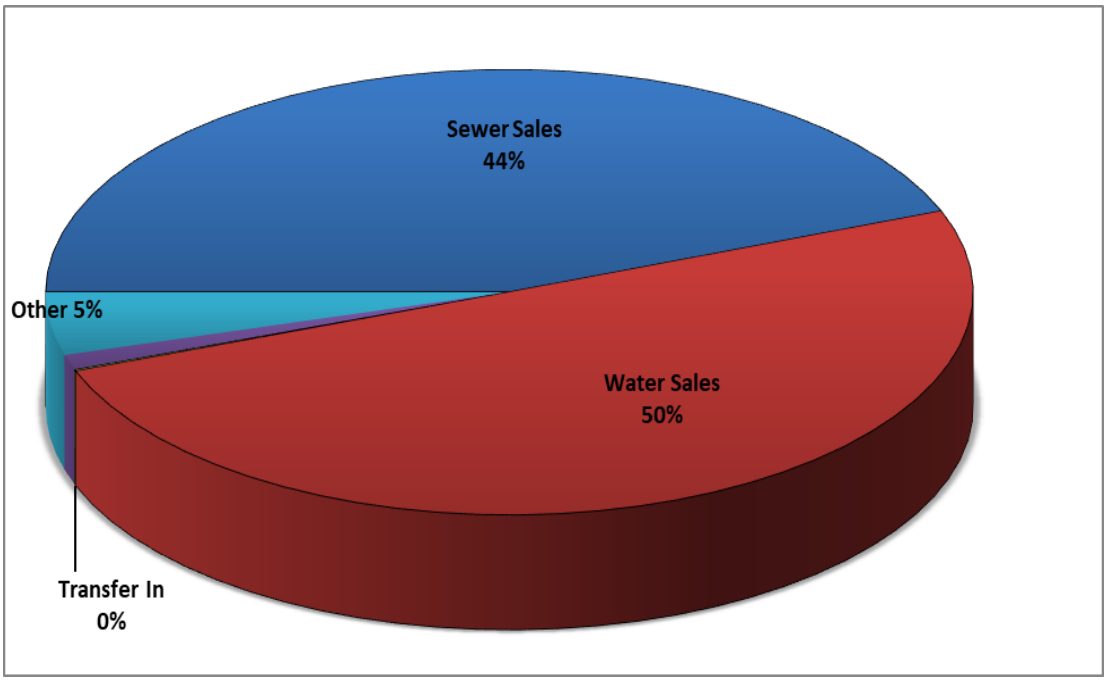

Expenditures for water purchases and sewer treatment services also vary based on customer usage and weather. Total expenses are estimated as $10,218,024. These expenditures include an increase in our wholesale wastewater costs by 20% by the City of Ft. Worth.

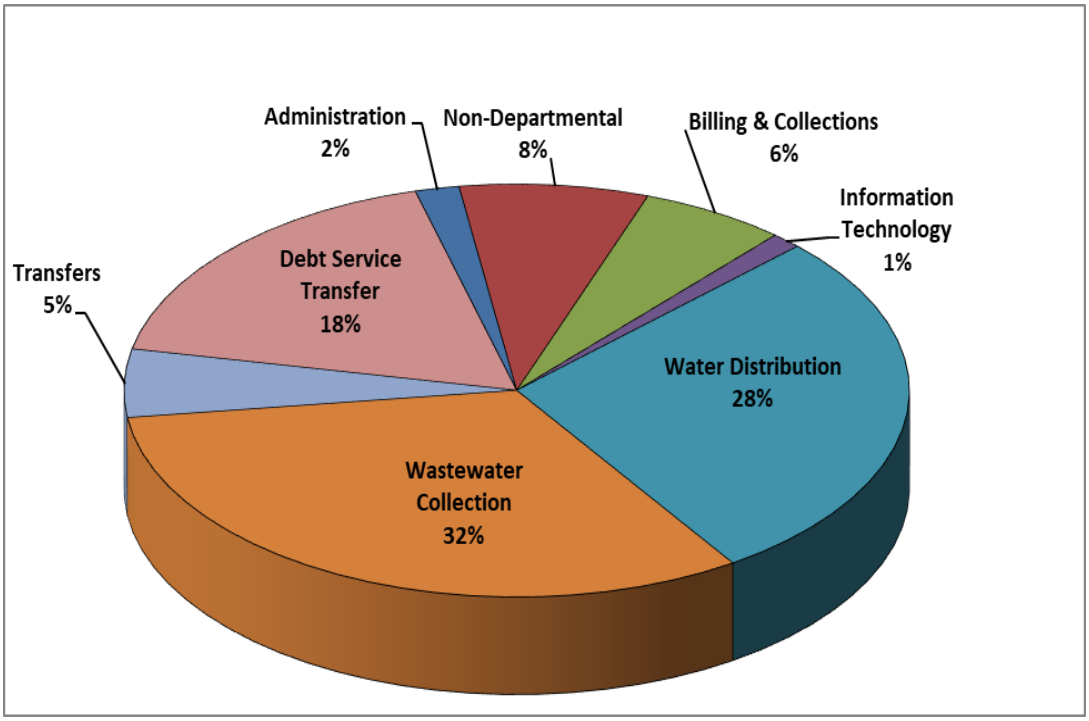

Transfers to the Debt Service Fund are included to cover debt service payments.

The fund is anticipated to be at the appropriate reserve level with the ending fund balance expected to be $2,457,546 which is a 24% reserve level at the end of FY2023-2024. The City's reserve policy is to ensure a 25% reserve level in this fund.

Fleet Interlocal Agreement Fund

In FY2019-2020, the City contracted with three surrounding cities to provide fleet services. The City estimates revenues to be $110,000 and estimates expenses to be at $95,500. Ending fund resources are projected at $72,471.

Water and Sewer Debt Service Fund

The Utility Fund debt service requirement for FY 2023-2024 is $1,799,163 and will be funded by a transfer from the Water/Sewer operating fund and fund balance reserves. The fund balance at the end of the year is expected to be $50,234. Debt service is paid for those issuances that fund wastewater improvements identified in the 5-year Capital Improvement Plan.

Water and Sewer Capital Projects Funds

Total available resources are projected at $4,482,133 which includes remaining proceeds from the 2019 debt issuance for funding of various water and sewer infrastructure projects. These projects are currently underway and are expected to be substantially completed at the end of FY2023-24. Total expenditures are budgeted at $3,998,100 and include the water and wastewater projects that were

identified and prioritized in the City's 5-year Capital Improvement Plan. An estimated $177,000 in estimated water and sewer main repairs and street maintenance is budgeted this year. The ending fund balance will be $484,033 in this fund if the planned projects are completed by September 30, 2024. Unused funds will roll over to the next fiscal year until the projects are completed.

Joint Use Facility Fund

The City of Watauga and City of North Richland Hills jointly maintain a transfer station for water. A maintenance reserve of $60,000 per year is scheduled. These reserves are transferred in annually from the Water/Sewer operating fund. Reserves are used for pump replacements and other maintenance, as necessary.

Equipment Replacement Fund

This year the City enhanced the use of the Equipment Replacement Fund that had been reduced in FY2021. The City maintains an equipment replacement fund for use in the purchase of rolling stock, equipment, facility needs such as HVAC and roofing, and technology replacement with a minimum cost of $5,000 and a useful life of at least five years. This fund is designed to provide on-going financing for replacement equipment once it reaches its expected life span. The Equipment Replacement Fund purchases these items and then charges the acquiring fund a prorated amount based on the cost and useful life of the equipment. These are reflected as transfers in from other funds and charges for services. This year we are utilizing this fund for the purchase of rolling stock, equipment, technology, and facility needs in the amount of $1.01 million. Some of the items funded this year were carried over from prior year due to supply delays in FY2023.

The forecasted ending Fund Balance is $1,357,109.

Conclusion

This Budget in Brief is a summary of the major highlights of the 2023-24 Fiscal Year Budget document. This budget contains the significant budget changes and new and expanded requests submitted by departments this fiscal year. The summaries by fund and departmental detail can be found in the fund sections of this document.

REQUIRED DISCLOSURE

Local Government Code 140.0045: Itemized of certain expenditures required in certain political subdivision budgets.

Expenditures City Wide:

	Actual FY21-22	Estimate FY22-23	Proposed Budget FY23-24
Notice required by law to be published in a newspaper by the political subdivision or a representative of the political subdivision	$9,280	$8,000	$9,000
Directly or indirectly influencing or attempting to influence the outcome of legislation or administrative action, as those terms are defined in Section 305.002, Government Code	$.00	$.00	$.00

GENERAL FUND

STRATEGIC INITIATIVE FUND

GENERAL FUND

The General Fund is a Governmental Fund, which means that it is used to account for tax-supported activities that benefit all citizens. The General Fund is used to account for all revenues and expenditures not accounted for in other funds. It receives a greater variety of taxes and other revenues and finances a wider range of governmental activities than other funds. The fund is accounted for on the modified accrual basis of accounting. Revenues are recorded when available and measurable and expenditures are recorded when the liability is incurred.

Where does the money come from?

GENERAL FUND REVENUES

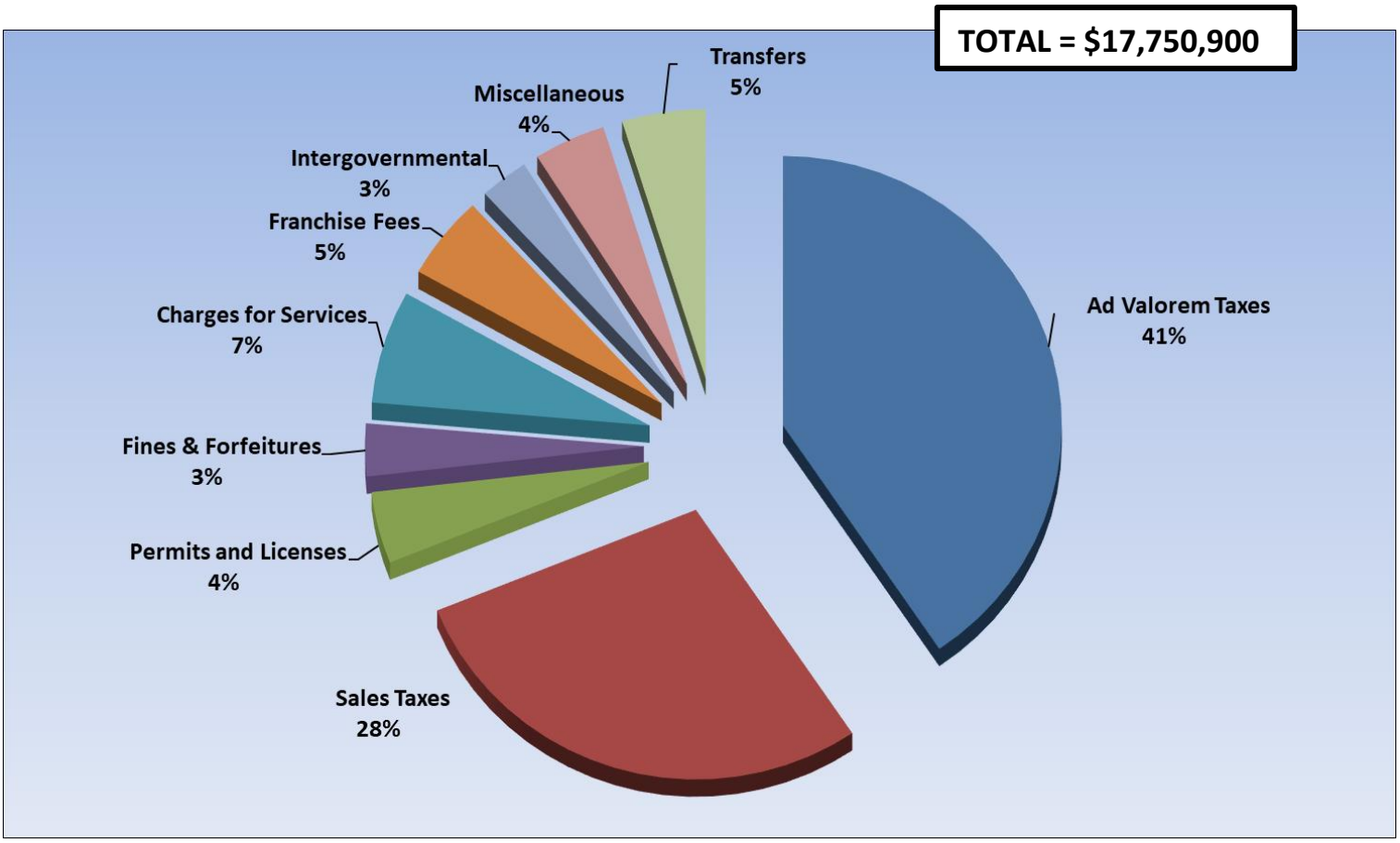

Revenues are forecasted at approximately 9.2% more than prior year, or by $1,502,780 due in large part to property tax and sales tax increases. Other revenues such as charges for services, permits, and interest earnings are forecast to increase this year. Property tax revenue has been based on maintaining the City's current tax rate, and is expected to bring in approximately $7.2 million at the FY2024 tax rate of $0.570200/100 of valuation.

GENERAL FUND

Where does the money go?

GENERAL FUND EXPENDITURES BY DEPARTMENT

General Fund expenditures have increased by approximately 13.7% from prior year, or by $1,734,275. A major component of this increase is the remaining movement of the Safer Grant positions into General Fund, restoring of various positions that were unfunded for the last several years as a cost saving measure, personnel increases for salary and benefits, and one-time capital purchases. Utilitization of fund balance this year is forecasted at $448,270. Public Safety comprises 51% of the General Fund expenditures.

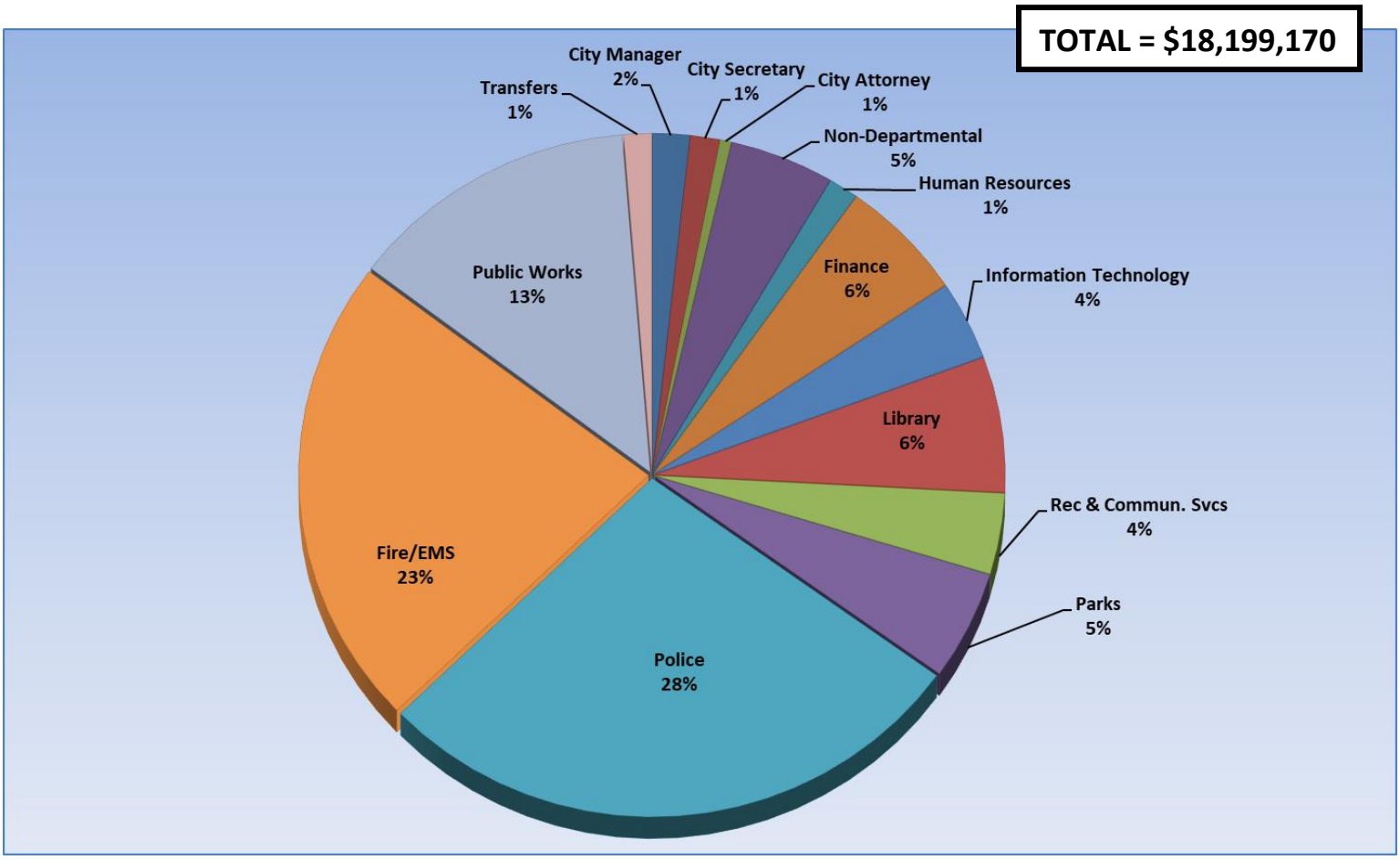

GENERAL FUND BUDGET SUMMARY

	HISTORY	PROJECTED YEAR		BUDGET	CHANGE	
	2021-2022 Actual	2022-2023 Budget	2022-2023 Projected	2023-2024 Budget	FY2022-2023 to 2023-2024 $	%
Fund Balance, October 1	**$ 6,947,251**	**$ 7,274,688**	**$ 8,276,216**	**$ 8,430,927**	**$ 1,156,239**	
Revenues:						
Property Taxes	6,446,896	6,571,720	6,652,500	7,194,500	**$ 622,780**	9.4%
Sales Taxes	4,705,981	4,820,000	4,940,400	5,038,000	**$ 218,000**	4.5%
Permits and Licenses	741,399	602,300	713,800	762,700	**$ 160,400**	26.6%
Fines & Forfeitures	638,906	630,600	469,400	559,500	**$ (71,100)**	-11.3%
Charges for Services	1,024,127	1,047,500	1,067,000	1,203,000	**$ 155,500**	14.8%
Franchise Fees	791,372	877,500	891,500	889,500	**$ 12,000**	1.4%
Intergovernmental Revenue	502,600	503,000	503,000	503,000	**$ -**	0.0%
Miscellaneous	436,082	377,500	770,600	739,700	**$ 362,200**	95.9%
Operating Revenues	**$ 15,287,363**	**$ 15,430,120**	**$ 16,008,200**	**$ 16,889,900**	**$ 1,459,780**	**9.5%**
Operating Transfers-In:						
Transfers from Other Funds	779,300	818,000	818,000	861,000	**$ 43,000**	5.3%
Water/Sewer, Storm, EDC, Traffic Safety						
Total Operating Revenues and Transfers-in	**$ 16,066,663**	**$ 16,248,120**	**$ 16,826,200**	**$ 17,750,900**	**$ 1,502,780**	9.2%
Total Available Resources	**$ 23,013,913**	**$ 23,522,808**	**$ 25,102,416**	**$ 26,181,827**	**$ 2,659,019**	11.3%
Expenditures:						
City Manager	149,847	279,280	280,280	314,230	**$ 34,950**	12.5%
City Secretary	177,721	198,950	190,250	248,250	**$ 49,300**	24.8%
City Attorney*	*55,895*	*80,000*	*75,000*	70,000	**$ (10,000)**	-12.5%
City Attorney - Prosecutor*	*36,000*	*30,000*	*25,000*	25,000	**$ (5,000)**	-16.7%
Non-Departmental*	646,611	782,375	742,375	879,415	**$ 97,040**	12.4%
Human Resources	203,559	222,600	215,630	248,030	**$ 25,430**	11.4%
Development Services	168,679	223,510	225,170	291,860	**$ 68,350**	30.6%
Finance - Municipal Court Division*	369,707	424,960	414,510	456,110	**$ 31,150**	7.3%
Finance	538,292	584,810	577,645	603,210	**$ 18,400**	3.1%
Information Technology	495,879	615,760	608,739	683,240	**$ 67,480**	11.0%
Library	865,205	1,077,200	1,039,200	1,175,200	**$ 98,000**	9.1%
Recreation & Community Serv.	287,369	395,710	407,610	700,520	**$ 304,810**	77.0%
Parks**	579,228	629,030	662,130	947,785	**$ 318,755**	50.7%
Police Division	4,417,806	4,673,400	4,534,200	5,073,500	**$ 400,100**	8.6%
Fire / EMS	3,196,643	3,742,380	3,741,320	4,096,490	**$ 354,110**	9.5%
Public Works - Street Division	429,590	653,380	656,180	719,780	**$ 66,400**	10.2%
Fleet Maintenance	203,258	324,250	291,950	361,650	**$ 37,400**	11.5%
Building Maintenance	801,409	1,042,300	999,300	1,069,900	**$ 27,600**	2.6%
Operating Expenditures	13,622,697	15,979,895	15,686,489	17,964,170	$ 1,984,275	12.4%
***City Attorney and City Attorney budgeted in non-departmental and Court through FY2020-2021 and moved to City Attorney in FY2021-2022**						
Operating Transfers-Out						
To Capital Project Fund Debt&Eng	0	85,000	85,000	85,000	**$ -**	0.0%
Operating Surplus/(Deficit)	$ 2,443,966	$ 183,225	$ 1,139,711	$ (298,270)		
Transfers to Other Funds						
To Capital Project Fund Projects	1,115,000	400,000	400,000	150,000	**$ (250,000)**	100.0%
To Equipment Repl. - Fund Year 1	0	0	500,000	0	**$ -**	0.0%
Total Transfers to Other Funds	1,115,000	400,000	900,000	150,000	$ (250,000)	
TOTAL OPERATING & TRANSFERS	$ 14,737,697	$ 16,464,895	$ 16,671,489	$ 18,199,170	$ 1,734,275	13.7%
Fund Balance, September 30	$ 8,276,216	$ 7,057,913	$ 8,430,927	$ 7,982,657		
STRATEGIC INITIATIVE						
CHANGE IN FUND BALANCE	$ 1,328,966	$ (216,775)	$ 154,711	$ (448,270)		
% OF EXPENDITURES	61%	44%	54%	44%		

City Secretary Office
Fund 01-010

City Council

City Secretary
1.00 FTE

Assistant to City Secretary
1.00 FTE

DEPARTMENT	ADMINISTRATION
DIVISION/ACTIVITY	CITY SECRETARY OFFICE

MISSION/PROGRAMS/SERVICES

The Mission of the Watauga City Secretary's Office is to ensure continuity in the municipal legislative process through the guardianship of City Council, Boards, Commissions, and Committees agendas, minutes, ordinances, resolutions, board appointments and elections, as well as to promote quality service to all customers in a cost effective and efficient manner.

The City Secretary serves at the discretion of the City Council and attends all City Council Meetings. Also, serves as the City's Records Management Officer and is responsible for accurately recording, publishing, indexing, and maintaining City Council records to include minutes, ordinances, resolutions, contracts, agreements, and other legal documents. This office oversees a records management policy and records destruction policy to provide efficient, economical, and effective controls over the creation, distribution, organization, maintenance, and space allocation for all City records. It also handles requests made for City documents under the provisions of the Public Information Act. The City Secretary also serves at the Chief Election Offer and coordinates the election process for all City elections. This office coordinates daily communication and operations with the Mayor/Council, prepares and executes Council packets, processes alcohol and beverage registrations and reports, issues release of liens, and to respond to customer service complaints and issues.

FY2022-2023 HIGHLIGHTS/ACHIEVEMENTS

- Successfully oversaw the May 2023 General and Special Election.
- Destroyed approximately 250 boxes of records that reached their retention threshold in compliance with State law and the City's Records Management Policy.
- Responded to 195 requests for Public Information in accordance with the Texas Public Information Act with an average response time of 4.35 days.
- The City Secretary received TMC Certification and started the International Institute of Municipal Clerks certification program.
- Streamlined and implemented the process of record retention and created a record naming convention to standardize and make locating records.
- Provided administrative support to the Council and all City Departments.

FY2023-2024 GOALS/OBJECTIVES

- Conduct General and other elections as required.
- Continue training for City Secretary and Assistant to the City Secretary to
- Create and implement a training program for records liaisons to ensure departments are complying with state records retention requirements.
- Audit and identify records in storage within all departments within the City.
- Process liens in a timely and efficient manner.
- Process alcohol beverage registrations and massage permits in a timely and efficient manner.
- Respond to requests for public information in a timely and efficient manner, and in accordance with State law.
- Coordinate the reappointment and appointment process for the City's Boards and Commissions and maintain accurate records in the City's files and the City's website.

MAJOR BUDGETARY ISSUES AND OPERATIONAL TRENDS

Training and Seminars for Certifications
Elections

DEPARTMENT	ADMINISTRATION
DIVISION / ACTIVITY	CITY SECRETARY OFFICE

		2021-2022 ACTUAL	2022-2023 BUDGET	2022-2023 PROJECTED	2023-2024 PROPOSED
EXPENDITURES					
Personnel		$136,961	$167,350	$167,350	$206,200
Supplies		$608	$1,250	$1,250	$1,450
Maintenance		$0	$0	$0	$0
Contractual/Sundry		$40,152	$30,350	$21,650	$40,600
Capital Outlay		$0	$0	$0	$0
TOTAL		**$177,721**	**$198,950**	**$190,250**	**$248,250**
PERFORMANCE MEASURES					
Input / Demand					
City Council Meetings held (Regular, Workshops, Special)		38	45	39	40
Boards/Commissions and committee Meetings Held		74	50	50	50
Number of Registered Voters		14,611	14,333	14,333	14,500
# of Elections Conducted		1	1	1	2
Output / Workload					
Council Agenda Packets Prepared		38	51	39	42
Boards and Commission Packets Prepared		74	58	50	55
Council and B&C Minutes Prepared		112	96	89	97
Resolutions Processed		40	40	32	35
Ordinances Processed		29	40	15	25
Contact Us/Citizens Concerns Processed		110	70	240	200
Public Information Requests Processed		213	230	250	250
Property and Liability Claims Processed		12	15	10	12
Application for Boards and Commissions Processed		24	30	33	30
Alcohol Beverages & Massage Permits Processed		30	30	34	38
Affidavits of Gross Alcohol Sales Processed		148	90	140	150
# of Boxes of Records Destroyed		0	90	250	100
Efficiency Measures					
M & O budget per Capita		$0.13	$0.12	$0.13	$10.50
M & O budget percentage of city budget		0.33%	11.55%	0.31%	0.37%
Effectiveness Measures	***Goals***				
Agenda Processed Prior to Meeting	1, 3, 4	112	109	89	97
Open Records Req. Processed	1, 3, 4	213	230	250	250
Contact Us/Citizens Concerns Processed	1, 3, 5	110	70	240	200
% of PIR Responded to in 10 Days or Less	1, 3, 4	100	100	100	100

CITY SECRETARY OFFICE

SIGNIFICANT BUDGET CHANGES

Fiscal Year 2023-2024 Compared to Fiscal Year 2022-2023

DESCRIPTION	CATEGORY	ONE-TIME	ON-GOING	CHANGE EXPLANATION
CHANGES:				
Personnel	Personnel Services		$38,850	benefits, retention, COLA/merit &TMRS adjustments
Wearing Apparel	Supplies	$200		staff apparel purchase
Communications	Contractual/Sundry		$20	rounding adjustment
Special Services	Contractual/Sundry	$1,000		language interpretation services increase for election
Travel Expense	Contractual/Sundry		$700	TMCA seminar location adjustment
Dues & Subscriptions	Contractual/Sundry	($100)		Nagara membership adjustment
Dues & Subscriptions	Contractual/Sundry	$35		Intl. Municipal Clerks membership adjustment
Dues & Subscriptions	Contractual/Sundry	$225		ARMA records management adjustment
Training	Contractual/Sundry	($530)		training needs and costs adjustment
Election Expenses	Contractual/Sundry	$10,000		election expense estimate adjustment
Printing & Binding	Contractual/Sundry		($100)	needs adjustment
Contractual Services	Contractual/Sundry		($1,000)	ordinance codification adjustment
TOTALS:		**$10,830**	**$38,470**	

$49,300 **NET INCREASE/DECREASE**

Human Resources
Fund 01-011

Director of Human Resources
& Civil Service
0.50 FTE

Human Resources Coordinator
ARPA FUNDED
1.00 FTE

Human Resources Generalist
1.00 FTE

ARPA POSITION:
HR Coordinator

DEPARTMENT	ADMINISTRATION
DIVISION/ACTIVITY	HUMAN RESOURCES

MISSION/PROGRAMS/SERVICES

The Human Resources Department is responsible for the following core services: Professional Development and Performance Management, Employee and Labor Relations, Risk Management, Compensation and Benefits and Workforce Planning. These include, but are not limited to: Recruitment, On-boarding, Workers' Compensation, Unemployment Claims, Job Descriptions, Benefits, Employee Relations, Employment Verification, Employee Engagement, Retirement, ADA, COBRA, FMLA, Performance Evaluations, Training, Workers' Compensation, Safety, Compliance with Local Government Code Chapter 143 for Firefighters and Police Officers, Meet and Confer Negotiations, Personnel Records Management and recommending action on complex personnel issues including disciplinary issues and termination.

The Human Resources Department is committed to delivering the highest quality of service to all departments, employees, applicants, and citizens. It supports the City of Watauga through recruitment, training and retention of a diverse and high performing workforce and management of employee benefits and compensation. Our goal is to make Watauga *A Great Place to Work.*

FY2022-2023 HIGHLIGHTS/ACHIEVEMENTS

- Managed city wide Covid Cases – communications, case tracking and follow ups.
- Managed/tracked 17 Workers Comp cases, 47 First Aid injuries and 10 FMLA, and 2 Vehicle Accidents
- Marketed and recruited for increased number of vacancies throughout the year. Created Benefits flyer.
- Successfully onboarded 42 FT/PT employees, including newly ARPA and PIP budgeted positions.
- Processed 20 terminations.
- Completed Promotional Testing for PD Sergeant and Corporal as well as Entry Exams for 3 for Police and 2 for Fire.
- Transitioned and trained one new staff member in the department.
- Continued and enhanced the Annual Compliance training and set a quarterly schedule for completion.
- Successfully revised 9 Policies.
- Successfully completed Vacation Sell Back, Compensatory Time and Sick Leave Buy Back to reduce Sick Leave Liability.
- Collected and tracked all Performance Evaluations for new year March due date.
- Significantly Reduced Unemployment Chargebacks in 2022-2023 in comparison to previous years.
- Implemented newly budgeted City Events to improve employee morale.
- Successfully ran 1 flu shot clinic, 2 blood drives (1 upcoming), and the United Way Campaign week.

FY2023-2024 GOALS/OBJECTIVES

- Continue Policy Revisions Vehicle Use, Tuition Reimbursement, Performance Evaluations, Workers Compensation, and Harassment Policy.
- Implement Employee Referral Bonus' and Public Works Sign on Bonus programs to help with recruitment.
- Bring back 2nd Orientation for new employees.
- Maintain Compliance in Employment Law and Civil Service, revise local rules for recruiting efforts.
- Implement Performance Management System for tracking employee performance and goal achievements and well as evaluations.
- Continue improvements on employee morale and making Watauga A Great Place to Work.
- Bring back the committee for Vehicle Accident reviews and Safety training.
- Create and conduct supervisor training.
- Compile turnover reporting to evaluate areas of concern for retention.

MAJOR BUDGETARY ISSUES AND OPERATIONAL TRENDS

- Health Insurance Benefit Premiums – Visit with other potential brokers that can offer alternative saving options.

DEPARTMENT	ADMINISTRATION
DIVISION / ACTIVITY	HUMAN RESOURCES

	2021-2022 ACTUAL	2022-2023 BUDGET	2022-2023 PROJECTED	2023-2024 PROPOSED
EXPENDITURES				
Personnel	$128,066	$131,900	$135,800	$145,400
Supplies	$5,013	$6,460	$6,650	$8,500
Maintenance	$0	$0	$0	$0
Contractual/Sundry	$70,480	$84,240	$73,180	$94,130
Capital Outlay	$0	$0	$0	$0
TOTAL	**$203,559**	**$222,600**	**$215,630**	**$248,030**

PERFORMANCE MEASURES				
Input / Demand				
Number of Human Resources Employees	2	3	3	3
Number of City Employees Budgeted (FTE's)	157.25	164.00	173.50	180.00
Output / Workload				
Number of Separations/ Retirements (exclude seasonal)	30	30	30	25
Number of Promotions	20	15	15	13
Number of Transfers	3	3	3	3
Number of Demotions	0	0	0	0
Number of Payroll/Benefit Transactions Performed	749	700	700	700
Number of Employees Hired	57	50	50	45
Number of Applicants Processed	1,485	1,450	1,450	1,350
Number of Positions Posted	59	50	50	45
Number of Equipment and Vehicle Accidents Processed	13	7	7	5
Number of Workers Compensation Claims Processed	22	27	27	22
Number of Tuition Reimbursements Processed	5	5	5	5
Number of FMLA's Processed	9	15	15	12
Number of Employee Engagement Events	1	5	5	6
Number of Employee Fund Raising Events	2	2	2	2
Efficiency Measures				
M & O budget per Capita	$8.56	$9.12	$8.84	$10.49
M & O budget percentage of city budget	0.38%	0.36%	0.35%	0.37%

Effectiveness Measures	***Goals***	***Actual 21-22***	***Budgeted 22-23***	***Projected 22-23***	***Budgeted 23-24***
Number of Employee Wellness Events	6	4	4	4	4
Number of City Wide Employee Training Events	5	1	3	3	4
Employee Turnover Rate (excludes seasonal)	6	13%	13%	14%	12%
Number of Employee Complaints	4	1	3	3	3

HUMAN RESOURCES

SIGNIFICANT BUDGET CHANGES

Fiscal Year 2023-2024 Compared to Fiscal Year 2022-2023 Budget

DESCRIPTION	CATEGORY	ONE-TIME	ON-GOING	CHANGE EXPLANATION
CHANGES:				
Personnel	Personnel Services		$13,500	benefits, retention, COLA/merit & TMRS adjustments
Publications	Supplies		$40	publications adjustments
Wearing Apparel	Supplies		($100)	needs adjustment
Misc Equip/Furniture	Supplies	$400		scanner for HR Coordinator
Awards/Recognitions	Supplies		($200)	service awards reduction due to current staffing longevity
Awards/Recognitions	Supplies		$2,000	employee of month program (on-going approved NR FY23-24)
Awards/Recognitions	Supplies		$1,000	employee awards (on-going approved NR FY23-24)
Advertising	Contractual/Sundry		$200	Neogov subscription increase estimate
Advertising	Contractual/Sundry		$7,500	employee referral program (on-going approved NR FY23-24)
Dues & Subscriptions	Contractual/Sundry		($380)	SGR subscription removal
Dues & Subscriptions	Contractual/Sundry		$250	SHRM memberships adjustment
Dues & Subscriptions	Contractual/Sundry		($80)	Ft Worth HR Association removal
Training	Contractual/Sundry		($500)	training needs adjustment
Employee Relations	Contractual/Sundry		$300	Christmas pies staffing needs adjustment
Employee Relations	Contractual/Sundry		$500	Thanksgiving luncheon staffing needs adjustment
Employee Tuition Reimb.	Contractual/Sundry		($1,800)	estimated needs adjustment
Investigation Expense	Contractual/Sundry		$1,000	estimated needs & costs adjustment
Contractual Services	Contractual/Sundry		($3,200)	first responders EAP removal
Contractual Services	Contractual/Sundry		$200	insurance broker estimate adjustment
Contractual Services	Contractual/Sundry		$500	employee hotline estimate adjustment
Pre-employment Expense	Contractual/Sundry		$4,300	estimated needs & cost adjustment
REALLOCATIONS:				
Awards/Recognitions	Supplies		($2,500)	Christmas pies to Employee Relations
Employee Relations	Contractual/Sundry		$2,500	Christmas pies from Awards/Recognition
Awards/Recognitions	Supplies		($2,300)	Thanksgiving luncheon to Employee Relations
Employee Relations	Contractual/Sundry		$2,300	Thanksgiving luncheon from Awards/Recognition
Awards/Recognitions	Supplies		$3,700	Service Awards from Special Services
Special Services	Contractual/Sundry		($3,700)	Service Awards to Awards/Recognition
TOTALS:		**$400**	**$25,030**	

$25,430 **NET INCREASE/DECREASE**

Public Works
Development Services Division
Fund 01-013

Director Public Works

Assistant Public Works Director/Building Official .25 FTE

Permit Technician 1.00 FTE

Construction Inspector 0.25 FTE

Planner I 1.00 FTE

Combination Building Inspector 1.00 FTE

Temporary Building Inspector .25 FTE

Permit Technician ARPA FUNDED 1.00 FTE

ARPA POSITION: Permit Technician

DEPARTMENT	PUBLIC WORKS
DIVISION/ACTIVITY	DEVELOPMENT SERVICES

MISSION/PROGRAMS/SERVICES

The Development Services Division consists of several different sections, including planning & zoning, engineering, building inspections, and permitting. The following are services provided within the Development Services Division of Public Works:

- Provide quality oversight of development, revitalization, ordinance administration and enforcement.
- Engineering and Building Inspection ensure that all plans and projects submitted meet the city specification through plan review and field inspections.
- Customer Service and attention to detail through the permit and inspection process.

FY2022-2023 HIGHLIGHTS/ACHIEVEMENTS

- Completed 418 single family rental inspections.
- Completed 375 plumbing inspections.
- Completed 134 mechanical inspections.
- Completed 208 electrical inspections.
- Completed installation inspection of Hightower Estates utilities.
- Completed installation inspection of Bursey Road Townhome utilities.
- Completed Green Ribbon 2 beautification project.
- Completed Whitley Road Phase 3.

FY2023-2024 GOALS/OBJECTIVES

- Support the goals and objectives of the Comprehensive Land Use Plan.
- Provide timely and accurate plan review for contractors and developers.
- Enhance technical knowledge of staff through in-house and outside training sources.
- Engineering inspection will ensure that all plans and projects submitted meet the city specifications through plan review and field inspections.
- Building inspections will ensure that all construction, remodel, alteration plans, and projects submitted meet city, state, and federal specifications through plan review and field inspections.
- Continue to maximize revitalization efforts (Tarrant County Home Program) within the city to allow for the most effective use of funds allowed for repairing and maintaining housing.

MAJOR BUDGETARY ISSUES AND OPERATIONAL TRENDS

Ensuring adequate staffing numbers to maintain the infrastructure development within the City.

DEPARTMENT	PUBLIC WORKS
DIVISION / ACTIVITY	DEVELOPMENT SERVICES

		2021-2022 ACTUAL	2022-2023 BUDGET	2022-2023 PROJECTED	2023-2024 PROPOSED
EXPENDITURES					
Personnel		$147,464	$187,440	$187,000	$218,100
Supplies		$5,284	$7,050	$9,150	$9,250
Maintenance		$2,568	$6,850	$6,850	$10,250
Contractual/Sundry		$13,363	$22,170	$22,170	$54,260
Capital Outlay		$0	$0	$0	$0
TOTAL		**$168,679**	**$223,510**	**$225,170**	**$291,860**
PERFORMANCE MEASURES					
Input / Demand					
Assistant Director of Public Works/Bldg. Official		0.25	0.25	0.25	0.25
Planning Coordinator		1.00	1.00	1.00	0.00
Planner I		0.00	0.00	0.00	1.00
Construction Inspector		0.25	0.25	0.25	0.25
Combination Building Inspector		1.25	1.25	1.25	1.25
Building Official		0.00	1.00	0.00	1.00
Output / Workload					
New single family permits		14	90	15	90
Single family additions/remodels		18	30	12	15
New commercial buildings		4	2	3	5
Commercial remodel		27	25	28	30
Rental registrations		642	700	650	700
Vacant structure registrations		11	15	4	7
Efficiency Measures					
M & O budget per Capita		$7.10	$9.16	$9.23	$12.34
M & O budget percentage of city budget		0.32%	0.36%	0.36%	0.44%
Effectiveness Measures	***Goals***				
% residential plans reviewed 7 working days	2,3		100%	89%	100%
% commercial plans reviewed 30 working days	2,3		100%	83%	100%

PUBLIC WORKS - DEVELOPMENT SERVICES

SIGNIFICANT BUDGET CHANGES

Fiscal Year 2023-2024 Compared to Fiscal Year 2022-2023 Budget

DESCRIPTION	CATEGORY	ONE-TIME	ON-GOING	CHANGE EXPLANATION
CHANGES:				
Personnel	Personnel Services		$16,560	benefits, retention, COLA/merit & TMRS adjustments
Personnel	Personnel Services		$14,100	PIP approved
Office Supplies	Supplies		$500	estimated needs & costs adjustment
Publications	Supplies		$1,300	Model Code books
Vehicle Fuels & Lubricants	Supplies		$400	estimated needs & costs adjustment
Vehicle Maintenance	Maintenance		$3,400	repaint vehicles
Special Services	Contractual/Sundry		$4,300	plat filings adjustment (fee recapture)
Special Services	Contractual/Sundry		($3,300)	GIS adjustment
Special Services	Contractual/Sundry		$500	solicitor permit background checks
Travel Expense	Contractual/Sundry		$400	estimated needs & costs adjustment
Dues & Subscriptions	Contractual/Sundry		$30	TFMA estimated increase
Dues & Subscriptions	Contractual/Sundry		$110	TSBPE plumbing license
Training	Contractual/Sundry		$50	estimated training needs adjustment
REALLOCATIONS:				
Revitalization - Single Family	Contractual/Sundry		$30,000	Home Program reallocated from Fund 13
TOTALS:		**$0**	**$68,350**	

$68,350 **NET INCREASE/DECREASE**

City Manager
Fund 01-015

City Council

City Manager
1.00 FTE

Administrative Assistant
1.00 FTE

DEPARTMENT	ADMINISTRATION
DIVISION/ACTIVITY	CITY MANAGER

MISSION/PROGRAMS/SERVICES

The mission of the Watauga City Manager's office is to provide professional management of City operations and to promote quality service to all customers.

- The City Manager serves at the discretion of the City Council and is responsible for attending all City Council meetings and provides leadership and direction for the implementation of policies and priorities set by the City Council.

- The City Manager ensures City departments provide high quality services to the citizens of Watauga in the most efficient and effective manner possible, while maintaining accountability for the public funds used to provide such services.

FY2022-2023 HIGHLIGHTS/ACHIEVEMENTS

- Facilitated continued Strategic Plan implementation for the city and Watauga EDC.
- Facilitated Annual Council Budget & Strategic Plan Review retreat.
- Conducted budget planning and personnel meetings with staff.
- Implemented and completed biweekly operations reporting for all city departments and the Watauga EDC.
- Recommended and implemented updated policies resulting in employee leave bank reduction via ARPA funding to reduce the city's overall financial liability.
- Recommended and implemented new and updated personnel policies to improve employee's work-life balance (Flex Schedules, Remote Work options, etc.) and the city's recruitment efforts.
- Recommended and implemented a formal employee evaluation process centered on Merit-based pay increases to acknowledge employee performance and to reduce wage compression within pay grades.

FY2023-2024 GOALS/OBJECTIVES

- Continue seeking grant funding opportunities.
- Continue researching opportunities to improve program efficiency and effectiveness.
- Support efforts to further new business attraction and business retention efforts of the Watauga EDC.
- Support efforts to finalize plans for City-sponsored food truck park in partnership with the WEDC.
- Assist the Mayor with and complete the annual State of the City Address.
- Facilitate the successfully completion the Watauga 101. (Subject to sufficient citizen enrollment)
- Ensure completion of Citizen and Employee Satisfaction Surveys.

MAJOR BUDGETARY ISSUES AND OPERATIONAL TRENDS

- Continue seeking methods to lower health insurance costs in a manner that is fair to the employees and the City.
- Continue to ensure sufficient personnel levels and programs funding for Parks & Recreation Department recovery post-Covid.
- Specifically ensure sufficient personnel levels and funding for Animal Control division.
- Assist the City Council in completing list of necessary and/or recommended charter revisions for proposed election in May 2024.
- Ensure appropriate budget management actions are taken to account for any downturn in estimated sales tax revenue.

GENERAL FUND

DEPARTMENT: ADMINISTRATION
DIVISION / ACTIVITY: CITY MANAGER

		2021-2022 ACTUAL	2022-2023 BUDGET	2022-2023 PROJECTED	2023-2024 PROPOSED
EXPENDITURES					
Personnel		$144,836	$267,550	$268,850	$302,500
Supplies		$233	$300	$300	$300
Maintenance		$0	$0	$0	$0
Contractual/Sundry		$4,779	$11,430	$11,130	$11,430
Capital Outlay		$0	$0	$0	$0
TOTAL		**$149,847**	**$279,280**	**$280,280**	**$314,230**
PERFORMANCE MEASURES					
Input / Demand					
Full Time Employees		1.00	2.00	2.00	2.00
Employee Hours Worked		N/A	5,600	5,600	5,600
Output/Workload					
Council Meetings/Workshops Attended		N/A	30	30	30
"Contact Us/Citizen Concerns" Requests Processed		N/A	24	16	24
Public Meetings Held		N/A	5	3	5
Biweekly Reports Completed		N/A	24	24	24
Efficiency Measures / Impact					
Budget Per Capita		$6	$11	$11.49	$13.28
Budget Percentage of City Budget		0.28%	0.45%	0.45%	0.47%
Effectiveness Measures / Outcomes	***Goals***				
Number of Responses to Citizen Survey	1,2,3,4,5,6	N/A	750	N/A	750
Citizens Overall Satisfaction	1,2,3,4,5,6	N/A	Excellent	N/A	Good
Number of Responses to Employee Survey	N/A	N/A	100	N/A	100
Employee Overall Satisfaction	6	N/A	Good	N/A	Good

CITY MANAGER

BUDGET CHANGES

Fiscal Year 2023-2024 Compared to Fiscal Year 2022-2023 Budget

DESCRIPTION	CATEGORY	ONE-TIME	ON-GOING	CHANGE EXPLANATION
Personnel	Personnel Services		$34,950	benefits, retention, COLA/merit & TMRS adjustments
TOTALS:		**$0**	**$34,950**	

$34,950 **NET INCREASE/DECREASE**

DEPARTMENT	ADMINISTRATION
DIVISION/ACTIVITY	NON-DEPARTMENTAL

MISSION/PROGRAMS/SERVICES

Management has initiated programs to define the costs in this budget that may not be specifically identifiable to any operational budget.
Examples of costs here include:

- Council expenses
- General liability insurance
- Copier costs
- Contingency
- Worker's compensation
- City-wide communications
- State of the City

FY2022-2023 HIGHLIGHTS/ACHIEVEMENTS

- Reinstated the Arts Program through Northeast Arts Council
- Continued funding for dependent health coverage assistance
- Continued health insurance supplement
- Reinstated employee benefit programs
- Continued the Capital Outlay Plan enhancement

FY2023-2024 GOALS/OBJECTIVES

- Reinstate the equipment replacement program and related lease payments and transfers
- Review merchant agreement and seek ways to decrease costs
- Fund vacation/comp time buyback program
- Reinstate the Citizen's Academy

MAJOR BUDGETARY ISSUES AND OPERATIONAL TRENDS

- Insurance costs such as worker' s comp and risk management continue to increase
- Recruiting and retaining staff continues to be difficult

GENERAL FUND

DEPARTMENT: ADMINISTRATION
DIVISION / ACTIVITY: NON-DEPARTMENTAL

EXPENDITURES	2021-2022 ACTUAL	2022-2023 BUDGET	2022-2023 PROJECTED	2023-2024 PROPOSED
Personnel	$70,245	$95,000	$104,900	$170,000
Supplies	$19,976	$32,000	$25,500	$26,000
Maintenance	$0	$0	$0	$0
Contractual/Sundry	$556,390	$655,375	$611,975	$683,415
Capital Outlay	$0	$0	$0	$0
TOTAL	$646,611	$782,375	$742,375	$879,415

GENERAL FUND NON-DEPARTMENTAL
2023-2024 BUDGET

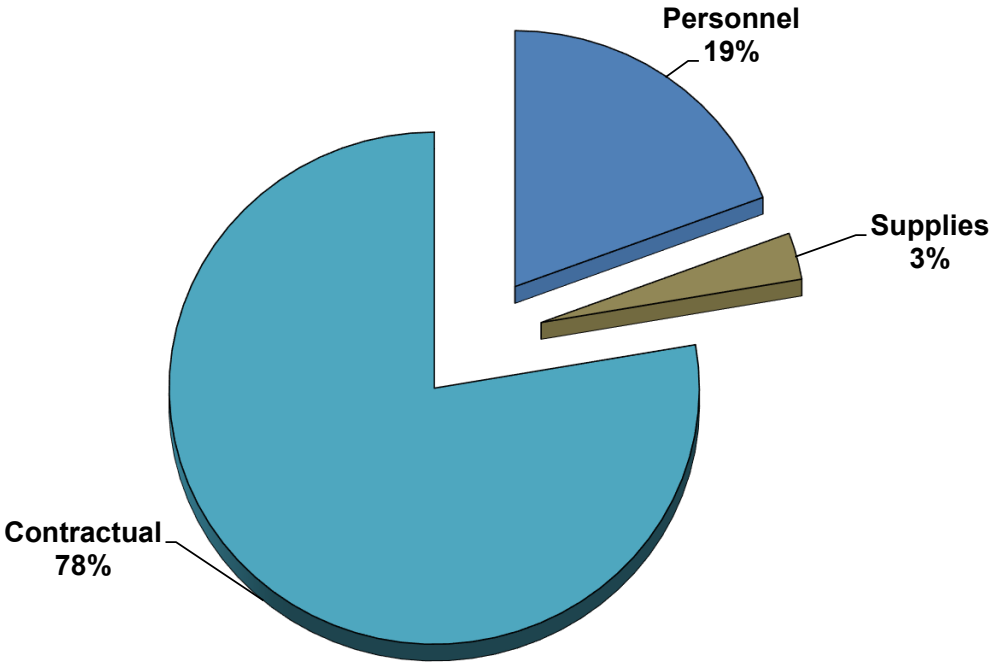

NON-DEPARTMENTAL

SIGNIFICANT BUDGET CHANGES

Fiscal Year 2023-24 Compared to Fiscal Year 2022-2023 Budget

DESCRIPTION	CATEGORY	ONE-TIME	ON-GOING	CHANGE EXPLANATION
CHANGES:				
Personnel	Personnel Services		$75,000	estimated retirement & insurance supplement adjustment
Postage	Supplies		($3,000)	usage analysis adjustment
Copy Machine Supplies	Supplies		($2,000)	analysis adjustment
Communications	Contractual/Sundry		$11,040	AT & T cell
Advertising/Promotional	Contractual/Sundry		($1,000)	usage analysis adjustment
Merchant/Bank Charges	Contractual/Sundry		$12,000	estimated adjustment
Workers Compensation	Contractual/Sundry		$5,000	estimated adjustment
Equip/Stock Insurance	Contractual/Sundry		($5,000)	premium adjustment
Unemployment Insurance	Contractual/Sundry		($30,000)	estimated adjustment
Building/Contents	Contractual/Sundry		$15,000	estimated premium adjustment
Public Official Liability	Contractual/Sundry		($5,000)	estimated premium adjustment
Contingency	Contractual/Sundry		$25,000	estimated needs adjustment
TOTALS:		**$0**	**$97,040**	

$97,040 **NET INCREASE/DECREASE**

GENERAL FUND

DEPARTMENT: ADMINISTRATION
DIVISION / ACTIVITY: CITY ATTORNEY OFFICE

	2021-2022 ACTUAL	2022-2023 BUDGET	2022-2023 PROJECTED	2023-2024 PROPOSED
EXPENDITURES				
Personnel	$0	$0	$0	$0
Supplies	$0	$0	$0	$0
Maintenance	$0	$0	$0	$0
Contractual/Sundry	$91,895	$110,000	$100,000	$95,000
Capital Outlay	$0	$0	$0	$0
TOTAL	**$91,895**	**$110,000**	**$100,000**	**$95,000**

MISSION / PROGRAMS / SERVICES:

The mission of the Watauga City Attorney's office is to provide professional legal services of the City and to represent the City in all matters under litigation.

The City Attorney serves at the discretion of the City Council and is responsible for attending City Council meetings as directed by the Council

The City Attorney ensures all legal documents are reviewed and approved to legal form

Represents the City in municipal court prosecution in the most efficient and effective manner possible, while maintaining accountability for the public funds used to provide such services

NOTES:

The City Attorney is not an employee of the City of Watauga

The Services are contracted with a Municipal Law Firm

Expenditures were captured in Non-Departmental and Municipal Court before FY2021-2022

Finance
Municipal Court Division
Fund 01-030

Director of Finance & Administration

- **Municipal Court Administrator** 1.00 FTE
- **Senior Court Clerk** 1.00 FTE
- **Court Clerk** .60 FTE
- **City Marshal** 1.00 FTE
- **Court Assistant** .50 FTE

DEPARTMENT	FINANCE
DIVISION/ACTIVITY	MUNICIPAL COURT DIVISION

MISSION/PROGRAMS/SERVICES

- The City of Watauga Municipal Court manages the filing and disposition of all Class C Misdemeanor cases filed by Police Officers, Code Officers, Animal Control Officers, and the Fire Marshal.
- The goal of the Watauga Municipal Court is to serve all those who encounter the Court staff in a courteous manner while helping them efficiently and effectively manage their cases. The goals are accomplished by accurately processing and timely filing complaints, efficiently docketing cases, timely and courteous responding to requests for information from both internal and external customers, and responsibility collecting and accounting for all fines and court costs.
- The mission of the Watauga Municipal Court is to provide fair and impartial justice to all persons having business before the Court.

FY2022-2023 HIGHLIGHTS/ACHIEVEMENTS

- Updated all court forms and complaints to Word documents as required to use Tyler Output Processor (TOP) and was the first phase of transitioning the court paperless court records storage from Laserfiche to Tyler Content Management (TCM). With the help of IT staff Tyler troubleshooted issues with TCM and TOPS to successfully complete the final implementation in the court offices as well as the courtroom.
- Streamlined the court check-in process by implementing the Tyler Municipal Justice 9 electronic docket check-in feature. This allows both the Judge and court staff to immediately know which defendants have check-in to a court session and in what order and what time they checked in and provides for efficiently and effectively manage multiple court dockets per day.
- Implemented Snap Engage, which installed a live chat that will be answered by a member of the court staff during normal business hours as well as a chat bot that can answer several questions when the court is closed. This allows court customers an easier and more efficient manner to contact the court.
- Implemented text messaging reminders for answer dates, court dates, and payment plan due dates to reduce failure to appears as well as failure to make scheduled payments.
- Implemented an Attorney Portal that allows attorneys to e-file documents to the Court.
- Received a 2023 Municipal Traffic Safety Award for our efforts to educate the community on the importance of traffic safety.
- A warrant resolution campaign will be conducted in September of 2023, with the assistance of our collection agency MVBA, to help customers manage their delinquent cases.

FY2023-2024 GOALS/OBJECTIVES

- Work with our current software provider to produce a hardware/software solution that would allow court customers to complete self-check-in for a court docket.
- Transition all open electronic cases from Laserfiche to Tyler Content Management
- Transition all court documents to allow for electronic signing by defendants at the window and in the courtroom.
- Continue to look for new and innovative ways to reach citizens and educate them on the importance of traffic safety.
- Update all policies and procedures to reflect 2023 Legislative changes as well as any necessary updates to fines or fees as required by Legislation.
- Focus on employee development by providing continuing education to maintain and upgrade clerk certification by providing training offered through the Texas Municipal Court Education Center and the Texas Court Clerks Association.

MAJOR BUDGETARY ISSUES AND OPERATIONAL TRENDS

Continued staffing issue for the part-time deputy Marshal as we are unable to attract quality candidates. Volunteers in the court have substantially decreased and have had to shift a court staff member from the court window to the courtroom to assist with the in person Court sessions.

DEPARTMENT	FINANCE
DIVISION / ACTIVITY	MUNICIPAL COURT DIVISION

		2021-2022 ACTUAL	2022-2023 BUDGET	2022-2023 PROJECTED	2023-2024 PROPOSED
EXPENDITURES					
Personnel		$305,351	$341,900	$345,100	$378,100
Supplies		$1,088	$4,800	$3,800	$4,400
Maintenance		$1,018	$1,500	$1,250	$2,350
Contractual/Sundry		$62,250	$76,760	$64,360	$71,260
Capital Outlay		$0	$0	$0	$0
TOTAL		**$369,707**	**$424,960**	**$414,510**	**$456,110**
PERFORMANCE MEASURES					
Input / Demand					
Cases Filed		5134	5,000	4,000	4,000
Warrants Issued		2427	2,000	1,500	1,000
Cases Set on Court Docket		4847	4,500	4,800	4,500
Output / Workload					
Payments Processed		5,217	5,000	4,000	4,000
Time Served and Community Service Processed		583	800	1,000	1,000
Discovery Request Processed		UNMEASURED	120	120	*120*
Phone Call/Emails to Main Phone and Email		UNMEASURED	8,000	9,000	8,000
Warrants Cleared		1,656	1,500	1,500	1,000
Efficiency Measures					
M & O budget per Capita		$15.55	$17.42	$16.99	$19.28
M & O budget percentage of city budget		0.70%	0.69%	0.67%	0.68%
Effectiveness Measures	***Goals***				
# of Cash/Non Cash Payments Per Clerk	8	1657	1500	3,000	2,000
Emails/Phone Calls Per Clerk	8	UNMEASURED	2500	2700	2500
Cases Filed Per Clerk	8	1200	1200	1200	1000
% of Cases Set for Trial	8	1%	2%	1%	2%
% of Payments Made After Text Notification	8	UNMEASURED	10%	5%	5%

FINANCE - MUNICIPAL COURT

SIGNIFICANT BUDGET CHANGES

Fiscal Year 2023-2024 Compared to Fiscal Year 2022-2023

DESCRIPTION	CATEGORY	ONE-TIME	ON-GOING	CHANGE EXPLANATION
CHANGES:				
Personnel	Personnel Services		$34,700	benefits, retention, COLA/merit & TMRS adjustments
Personnel	Personnel Services		$1,500	overtime adjustment
Office Supplies	Supplies		$200	analysis adjustment
Wearing Apparel	Supplies	($1,000)		New Judge Robe (one-time NR FY22-23)
Wearing Apparel	Supplies		$400	analysis adjustment
Office Equipment	Supplies	$600		scanners
Uniform Cleaning	Maintenance		$250	inflation & needs adjustment
Special Services	Contractual/Sundry		($100)	notary adjustment
Printing & Binding	Contractual/Sundry		$100	analysis adjustment
Municipal Court Judge	Contractual/Sundry		($5,000)	needs analysis adjustment
Court Cost	Contractual/Sundry		($500)	analysis adjustment
TOTALS:		**($400)**	**$31,550**	

$31,150 **NET INCREASE/DECREASE**

Finance
Fund 01-040

- **Director of Finance** 0.75 FTE
  - **Assistant Director of Finance** 0.50 FTE
    - **Financial Services Technician II** 1.50 FTE
    - **Summer Intern** .25 FTE
  - **Utility Billing Administrator**
  - **Finance Assistant** .50 FTE
  - **Financial Analyst I** 1.00 FTE
  - **Municipal Court Administrator**

DEPARTMENT	FINANCE
DIVISION/ACTIVITY	FINANCE – ACCOUNTING/BUDGET/TREASURY/ACCOUNTS PAYABLE/ACCOUNTS RECEIVABLE/PAYROLL

MISSION/PROGRAMS/SERVICES

- Finance is responsible for providing accurate and timely financial data to management and council to facilitate the financial decision making process
- This division is accountable for establishing, monitoring, and updating the City's fiscal policies to ensure they are both responsive in the current environment and fiscally responsible
- Responsible for planning, collecting, recording, summarizing, and reporting the results of all financial transactions of the City in a timely manner and in accordance with generally accepted accounting principles, ensuring compliance with applicable state and federal statutes, bond covenants, grant contracts, and management policies
- The purchasing area ensures that all purchases are in accordance with state laws. Responsible for obtaining the best value consistent with delivery terms. We strive to foster an understanding and appreciation of sound purchasing policy and procedures throughout all departments of the City

FY2022-2023 HIGHLIGHTS/ACHIEVEMENTS

- Implemented Tyler Content Manager for digital document storage within the department
- Researched and began the process of creating a digital budget book to be posted on the website that will be more user friendly for citizens and council.
- Received the Government Finance Officer's Distinguished Budget Award and the Certificate of Achievement for Excellence in Financial Reporting
- Received the Government Treasurer's Officer's of Texas Distinguished Investment Policy Award.
- Implemented an electronic bidding platform and contract management software.
- Improved website to increase public transparency and ease of obtaining information.
- Created internal controls and tracking of projects for the SLFR Grant Funds and Reporting

FY2023-2024 GOALS/OBJECTIVES

- Complete digital budget book in the 2023-2024 final budget for publication to the website to share with the public to aid in citizen engagement.
- Continue succession plan and continue cross training staff.
- Implement budget platform for departments to enter budget requests and provide for on-line budget process for decision making and presenting budget information.
- Participate in the Transparency Stars program through the State Comptroller's Office

MAJOR BUDGETARY ISSUES AND OPERATIONAL TRENDS

Recruiting and retaining staff is increasingly difficult. Finance continues to focus on changing technology and improving internal communication.

DEPARTMENT	FINANCE
DIVISION / ACTIVITY	ACCOUNTING/BUDGET/TREASURY/ACCOUNTS PAYABLE/ACCOUNTS RECEIVABLE/PAYROLL

		2021-2022 ACTUAL	2022-2023 BUDGET	2022-2023 PROJECTED	2023-2024 BUDGET
EXPENDITURES					
Personnel		$375,904	$390,600	$385,750	$410,000
Supplies		$1,406	$3,500	$3,000	$3,500
Maintenance		$10,305	$9,400	$9,535	$9,600
Contractual/Sundry		$149,995	$181,310	$179,360	$180,110
Capital Outlay		$683	$0	$0	$0
TOTAL		**$538,292**	**$584,810**	**$577,645**	**$603,210**
PERFORMANCE MEASURES					
Input / Demand					
Number of manual journal entries		1267	1,450	1,225	1,250
Output / Workload					
Number of quotes, bids, qualifications prepared		8	12	10	10
Number of purchase orders issued		1,260	1,400	1,300	1,200
Number of receivable invoices processed		41	45	40	50
Number of payables processed		6,926	8,000	6,500	7,000
Number of employee direct deposits processed		5,688	4,400	6,000	6,000
Efficiency Measures					
Number of audit adjustments		7	2	5	5
Average number of days to close month		8	6	6	6
M & O budget per Capita		$22.65	$23.97	$23.67	$25.50
M & O budget percentage of city budget		1.01%	0.95%	0.94%	0.90%
Effectiveness Measures	***Goals***				
% disbursement checks voided due to errors	4	1%	2%	1%	1%
Received unmodified Audit Opinion	1	YES	YES	YES	YES
Received GFOA Certificate of achievement	4	YES	YES	YES	YES
Received GFOA Distinguished Budget Award	4	YES	YES	YES	YES
Bond Rating	1	AA	AA	AA	AA
No material errors on ACFR	1	none	none	none	none

FINANCE

SIGNIFICANT BUDGET CHANGES

Fiscal Year 2023-2024 Compared to Fiscal Year 2022-2023 Budget

DESCRIPTION	CATEGORY	ONE-TIME	ON-GOING	CHANGE EXPLANATION
CHANGES:				
Personnel	Personnel Services		$19,400	benefits, retention, COLA/merit, TMRS & position adj.
Software Maintenance	Maintenance		$200	bidding/contract management adjustment
Travel Expense	Contractual/Sundry		($700)	GFOA conference adjustment
Training	Contractual/Sundry		($2,000)	Tyler conference adjustment
Appraisal Services	Contractual/Sundry		$1,500	projected increase per TAD
TOTALS:		**$0**	**$18,400**	

$18,400 **NET INCREASE/DECREASE**

Information Technology
Fund 01-050

Chief Information Officer
0.50 FTE



IT Manager
1.00 FTE

IT Support Specialist
1.00 FTE

Media Specialist
1.00 FTE

DEPARTMENT	ADMINISTRATION
DIVISION/ACTIVITY	INFORMATION TECHNOLOGY

MISSION/PROGRAMS/SERVICES

To provide for the operations and development of the City through the implementation and support of cost effective technologies which enhance the efficiencies of City staff while facilitating effective information flow between the City and its citizens.

Programs and Services:

- Networking, Hardware and Software, Telecommunications, Web Site, Cable Channel, Audio/Video, Building Security and Technical Support and Public Information.

FY2022-2023 HIGHLIGHTS/ACHIEVEMENTS

- Website redesign.
- Switch Replacements – City Hall, PD, Fire, Rec, Library and ACO.
- Firewall Replacement – ACO.
- Police MDT Replacement.
- Exchange to Cloud Migration.
- Add/Expand Backup repositories.
- Upgrade City Wi-Fi APs.
- Helpdesk Upgrade.
- Enhanced City Newsletter.
- Upgrade City Hall Council Chambers AV for Virtual Meetings.
- Replaced PD Server.
- Increased video production.
- Enhanced social media feeds.

FY2023-2024 GOALS/OBJECTIVES

- Cyber Security.
- Enhance backup.
- Upgrade Security Camera System.
- Consolidate DNS records.
- Replace Medic Laptops.
- Improve project management, internal controls, asset management.
- Add/Expand Backup repositories.

MAJOR BUDGETARY ISSUES AND OPERATIONAL TRENDS

- Ongoing difficulty obtaining components with chips.
- Software/Hardware Maintenance price increases averaging 10%.

DEPARTMENT	ADMINISTRATION
DIVISION / ACTIVITY	INFORMATION TECHNOLOGY

		2021-2022 ACTUAL	2022-2023 BUDGET	2022-2023 PROJECTED	2023-2024 PROPOSED
EXPENDITURES					
Personnel		$269,573	$337,000	$333,800	$370,700
Supplies		$6,753	$20,800	$20,800	$20,800
Maintenance		$170,205	$196,830	$195,939	$215,490
Contractual/Sundry		$49,347	$61,130	$58,200	$62,750
Capital Outlay		$0	$0	$0	$13,500
TOTAL		**$495,879**	**$615,760**	**$608,739**	**$683,240**
PERFORMANCE MEASURES					
Input / Demand					
PC workstations		153	155	157	160
LAN servers		15	12	18	17
Printers		67	30	6	6
Laptops		74	62	90	90
Digital signage or conference displays		10	10	10	10
Audio / video systems		3	2	3	3
Smart boards		3	3	3	3
PBX switches		1	1	0	0
Telephones		131	132	136	131
Output / Workload					
Number of help desk calls		5,819	5,100	8,186	8,000
Efficiency Measures					
M & O budget per Capita		$20.86	$25.24	$24.95	$28.89
M & O budget percentage of city budget		0.93%	1.00%	0.99%	1.02%
Effectiveness Measures	***Goals***				
Survey satisfaction rate	1, 3, 4, 5	98%	95%	95%	95%
Problem resolution / repair of systems:					
% completed within 1 business day	1, 3, 4, 5	95%	95%	95%	95%
% completed in more than 1 business day	1, 3, 4, 5	5%	5%	5%	5%
% priority service calls closed within 4 hrs	1, 3, 4, 5	99%	99%	99%	99%
Public safety dispatch system up time	1, 3, 4, 5	99%	99%	99%	99%
Computer systems & networks up time	1, 3, 4, 5	99%	99%	99%	99%

INFORMATION TECHNOLOGY

SIGNIFICANT BUDGET CHANGES

Fiscal Year 2023-2024 Compared to Fiscal Year 2022-2023 Budget

DESCRIPTION	CATEGORY	ONE-TIME	ON-GOING	CHANGE EXPLANATION
CHANGES:				
Personnel	Personnel Services		$33,700	benefits, retention, COLA/merit & TMRS adjustments
Hardware Maintenance	Maintenance		$1,850	hardware maintenance additions & adjustments
Software Maintenance	Maintenance		$8,410	software maintenance adjustments
Software Maintenance	Maintenance		$8,400	Manage Engine AD360 (ongoing NR FY23-24)
Special Services	Contractual/Sundry		($650)	Civic Clerk training reduction
Special Services	Contractual/Sundry		$1,500	Archive Social increase
Special Services	Contractual/Sundry		$270	Civic Engage & Civic Send adjustment
Special Services	Contractual/Sundry		$500	domain hosting ,certs & registrations increase
Capital Outlay	Computer Hardware	$13,500		medic tablets replacement (one time NR FY23-24)
TOTALS:		**$13,500**	**$53,980**	

$67,480 **NET INCREASE/DECREASE**

Library Services
Fund 01-060

- Director of Library Services 1.00 FTE
  - Assistant Library Director 1.00 FTE
    - Technical Services Supervisor 1.00FTE
      - Library Asst. Tech. Serv. 0.50FTE
      - Volunteers
    - Reference Desk Librarians & PT Staff to rotate through 2 desks
      - Library Asst. Floater 1.00FTE
    - Youth Services Senior Librarian 1.00FTE
      - Youth Librarian 1.00FTE
      - Library Asst. Youth 1.25 FTE
      - Summer Library Asst. Youth .25FTE
      - Volunteers
    - Circulation Supervisor 1.00FTE
      - Library Asst. Circulation 1.00FTE
      - Library Aide Circulation .50FTE
      - Volunteers
    - Adult Services Senior Librarian 1.00FTE
      - Library Asst. Adult .25FTE
      - Library Aide Adult 0.25FTE
      - Summer Library Asst. Adult .25FTE
      - Volunteers

DEPARTMENT	LIBRARY
DIVISION/ACTIVITY	LIBRARY SERVICES

MISSION/PROGRAMS/SERVICES

The Watauga Public Library is committed to enriching the community through access to informational, educational, cultural, recreational, and lifelong learning materials in a variety of formats. The library anticipates and responds to the needs of the community and offers a variety of classes, presentations, workshops, and services in a professional, efficient, caring, and friendly manner. The four core purposes of public libraries are: 1) Learning, 2) Literacy, 3) Information, and 4) Community Spaces.

FY2022-2023 HIGHLIGHTS/ACHIEVEMENTS

- Achievement of Excellence Award from the Texas Municipal Library Directors Association for 2022.
- Approval of City Council & Library Board for revision of the "Meeting Room" and "Material Selection" Policies.
- As a member of the MetroShare Consortium, Watauga Public Library (WPL) applied with the consortium members for a third "Regional ILS Cooperative Grant" with the Texas State Library and Archives Commission (TSLAC). The applicants were informed of approval from the Grant Review Panel in May 2023.
- The successful launch of the MetroShare Community of Libraries, which is the 501 (C)(3) Non-Profit group that evolved from the MetroShare Consortium.
- Post-Covid library user behavior continues to evolve. Library visits and circulation numbers are beginning to rebound and changes in use patterns identified. This challenge is not new for public libraries which are always adapting to better serve their communities.
    - Adult Services events developed and scheduled due to patron requests: Saturday art classes, Widowhood presentation, Xeriscaping lecture, Harp Essence, Trivia nights, and Composting class.
    - A successful Summer Reading Program for youth and adults. Events included art classes, book clubs, cultural performances, science-based presentations, and more.
    - The return of *Big Vehicle Day*, a popular cooperative effort between the library, local businesses, and City of Watauga's departments.
    - The Adult Services Department has launched a new *At-Home Delivery Program,* focused on serving Watauga residents who cannot leave their homes.
    - In September Family Fiesta was held to celebrate Hispanic/Latinx Heritage Month.

FY2023-2024 GOALS/OBJECTIVES

- Expand and adapt to informational diversity.
- Continue a strong commitment to exemplary customer service.
- Examine the organization of the department to better address workflow.
- Seek diverse ways to provide professional services.
- Select high quality materials and formats to meet the informational, educational, and recreational needs of the users.
- Residents will have the resources they need to explore topics of personal interest and continue to learn throughout their lives.
- Serve as a safe place where people share a sense of community.

MAJOR BUDGETARY ISSUES AND OPERATIONAL TRENDS
• An increase is needed in the materials budget to offset rising prices to maintain the quality and quantity of resources our patrons deserve. • This community has displayed a strong track record of using the library to gather for programs. More funds should be applied to support this. • Since the library will remain in the current building for a longer period than originally planned, there are upgrades that need to be addressed. They are outlined in the CIP for FY 2023-2024. • A redesign of the space around the library, allowing for additional community spaces for people to gather and attend events, would improve the appearance of the municipal complex, and contribute to a healthier environment for our citizens.

DEPARTMENT	LIBRARY				
DIVISION / ACTIVITY	LIBRARY SERVICES				
		2021-2022 ACTUAL	2022-2023 BUDGET	2022-2023 PROJECTED	2023-2024 PROPOSED
EXPENDITURES					
Personnel		$659,191	$776,100	$756,400	$872,500
Supplies		$127,759	$185,600	$181,200	$178,250
Maintenance		$19,869	$22,200	$21,200	$24,950
Contractual/Sundry		$55,856	$93,300	$80,400	$99,500
Capital Outlay		$2,530	$0	$0	$0
TOTAL		**$865,205**	**$1,077,200**	**$1,039,200**	**$1,175,200**
PERFORMANCE MEASURES					
Input / Demand					
Registered borrowers		13,498	15,500	14,000	14,500
Current holdings		141,259	137,000	143,000	144,800
Total library visits		61,346	60,000	71,000	73,000
Program Attendance (includes virtual)		17,664	20,000	25,000	28,000
Curbside Services		1,560	1,000	1,600	1,500
Summer Reading Club participants		4,709	5,000	5,200	5,400
Volunteer hours		1,639	1,000	1,300	1,400
Reference Transactions		10,679	15,000	11,500	12,000
Output / Workload					
Items circulated		142,341	130,000	153,000	160,000
Items added		6,513	7,500	6,700	6,800
Items withdrawn		4,290	5,000	4,200	5,000
Efficiency Measures					
M & O budget per Capita		$36.40	$44.15	$42.59	$49.69
M & O budget percentage of city budget		1.63%	1.75%	1.68%	1.76%
Effectiveness Measures	***Goals***				
Circ per capita	1, 3, 4, 5	6	5.3	6.2	6.5
Collection turnover rate	1, 3, 4, 5	1.01	0.95	1.07	1.10
Materials expenditure per capita	1, 3, 4, 5	6.10	6.50	6.09	6.09
Reference transactions per capita	1, 3, 4, 5	0.45	0.61	0.47	0.49
Program attendance per capita	1, 3, 4, 5	0.74	0.81	1.02	1.13
Library visits per capita	1, 3, 4, 5	2.58	2.44	2.88	2.96



LIBRARY SERVICES

SIGNIFICANT BUDGET CHANGES

Fiscal Year 2023-2024 Compared to Fiscal Year 2022-2023 Budget

DESCRIPTION	CATEGORY	ONE-TIME	ON-GOING	CHANGE EXPLANATION
CHANGES:				
Personnel	Personnel Services		$61,000	benefits, retention, COLA/merit & TMRS adjustments
Personnel	Personnel Services		$35,400	approved PIP FY23-24
Vehicle Parts & Supplies	Supplies		$500	vehicle reallocated to library
Vehicle Fuel & Lubricants	Supplies		$350	vehicle reallocated to library
Minor Tools & Apparatus	Supplies		$900	displays & dies - youth
Minor Tools & Apparatus	Supplies	$3,600		laminator (one-time NR FY23-24)
Copy Machine Supplies	Supplies		$100	costs & needs analysis adjustment
Event Refreshments/Meals	Supplies		$200	costs & needs analysis adjustment
Educational Supplies	Supplies		$1,200	increased events & costs adjustment
Computer Supplies	Supplies	$4,100		RFID inventory device (one-time NR FY23-24)
Misc. Equip/Furniture	Supplies	($14,000)		shelving (one-time NR FY22-23)
Misc. Equip/Furniture	Supplies	($6,800)		youth furniture (one-time NR FY22-23)
Misc. Equip/Furniture	Supplies	$2,500		mobile shelving (one-time NR FY23-24)
Office Equipment	Maintenance		$2,200	AWE Learning warranty addition
Vehicle Maintenance	Maintenance		$250	vehicle reallocated to library
Book Repair & Processing	Maintenance		$300	costs & needs analysis adjustment
Library Consortium	Contractual/Sundry		$3,100	Metroshare courier, Amigos courier & EBSCO adjustments
Special Services	Contractual/Sundry		$1,500	classes & events costs & needs adjustments
Advertising	Contractual/Sundry		$700	costs & needs analysis adjustment
Travel	Contractual/Sundry		($400)	Classes/Events adjustment
Dues & Subscriptions	Contractual/Sundry		$800	book subscriptions - large print increase
Dues & Subscriptions	Contractual/Sundry		($1,200)	Book Continuations/Subscriptions Inflation Adjustment
Dues & Subscriptions	Contractual/Sundry		$1,000	Databases/Ematerial increase
Dues & Subscriptions	Contractual/Sundry		$300	Magazine/Newspaper increase
Dues & Subscriptions	Contractual/Sundry		$200	canvas pro - teams
Dues & Subscriptions	Contractual/Sundry		$200	Membership Dues increase
Printing & Binding	Contractual/Sundry		$600	costs & needs analysis adjustment
Contractual Services	Contractual/Sundry		($600)	Sesac Music license reallocation
TOTALS:		**($10,600)**	**$108,600**	

$98,000 **NET INCREASE/DECREASE**

Parks & Community Services
Community Services Division
Fund 01-070

Director of Parks & Community Services
0.50 FTE

- **Summer Camp Coordinator (Seasonal PT) .25 FTE**
  - **Summer Camp Coordinators (6 Seasonal PT) 1.50 FTE**
  - **Summer Camp Leaders (6 Seasonal PT) 1.50 FTE**
- **Preschool Teachers (2 Seasonal PT) .50 FTE**
- **Recreation Programmer II 1.00 FTE**
  - **Recreation Coordinator I 3.00 FTE**
  - **Recreation Attendant (PT) 1.25 FTE**

DEPARTMENT	PARKS AND COMMUNITY SERVICES
DIVISION/ACTIVITY	COMMUNITY SERVICES

MISSION/PROGRAMS/SERVICES

The mission of the City of Watauga Community Services Division is to enrich the lives of Watauga citizens through the responsible administration of our resources with the goal of quality customer service, recreational opportunities, and community interaction. The Community Services Division's vision is to enhance the quality of life, awareness of services, and the public perception as it relates to our residents from a recreational and community services standpoint via the following opportunities:

- Health and fitness programs for active adults (Seniors), adults, and youth
- Daily meals provided for active adults
- Youth and adult athletic programs
- Fine art programs
- Summer camps
- Special events
- Facility rentals

FY2022-2023 HIGHLIGHTS/ACHIEVEMENTS

- Continued Increase in Community and Senior Center memberships
- Increase in special events held, classes and programs offered in direct correlation with staffing levels
- Increased community awareness of additional and existing Community Services Division offerings that add to citizens' and visitors' quality of life
- Maximize the City of Watauga brand exposure in community through the linking of local resources that are cost-efficient

FY2023-2024 GOALS/OBJECTIVES

- Continued Increase in Community and Senior Center memberships
- Increase number & quality of special events
- Increase variety of classes and programs offered to meet the community's needs
- Increased community awareness of additional and existing Community Services Division offerings that add to citizens' and visitors' quality of life
- Maximize the City of Watauga brand exposure in community through the linking of local resources that are cost-efficient

MAJOR BUDGETARY ISSUES AND OPERATIONAL TRENDS

- Adjusting level of service, programming, and special events to match corresponding staff levels
- Costs of daily use goods and services negatively affecting budget flexibility in event planning
- Increased safety concerns during regular business hours are requiring adjustment to staff levels
- Re-engaging the community to return to pre-COVID activity and participation levels

DEPARTMENT	PARKS AND COMMUNITY SERVICES
DIVISION / ACTIVITY	COMMUNITY SERVICES

		2021-2022 ACTUAL	2022-2023 BUDGET	2022-2023 PROJECTED	2023-2024 PROPOSED
EXPENDITURES					
Personnel		$200,864	$297,300	$309,200	$484,700
Supplies		$16,324	$16,700	$19,700	$23,600
Maintenance		$19,799	$8,300	$8,300	$8,200
Contractual/Sundry		$50,382	$73,410	$70,410	$130,420
Capital Outlay		$0	$0	$0	$53,600
TOTAL		**$287,369**	**$395,710**	**$407,610**	**$700,520**
PERFORMANCE MEASURES					
Input / Demand					
Number of health and fitness programs		6	12	10	15
Number of fine arts programs		9	15	9	12
Number of athletic teams		94	115	129	150
Output / Workload					
Number of new memberships processed		213	300	142	199
Number of special events		4	6	16	19
Efficiency Measures					
M & O budget per Capita		$12.09	$16.22	$16.71	$29.62
M & O budget percentage of city budget		5.40%	0.64%	0.66%	1.05%
Effectiveness Measures	***Goals***				
% program attendance increase	5	115%	10%	21%	30%
Number of active members	5	759	816	901	1,100

PARKS & COMMUNITY SERVICES
COMMUNITY SERVICES DIVISION

SIGNIFICANT BUDGET CHANGES

Fiscal Year 2023-2024 Compared to Fiscal Year 2022-2023 Budget

DESCRIPTION	CATEGORY	ONE-TIME	ON-GOING	CHANGE EXPLANATION
CHANGES:				
Personnel	Personnel Services		$38,300	benefits, retention, COLA/merit & TMRS adjustments
Personnel	Personnel Services		$74,100	PIP approved (FY23-24)
Office Supplies	Supplies		$1,000	department needs & costs adjustments
Wearing Apparel	Supplies		$1,000	department needs adjustment
Recreation Supplies	Supplies		$1,000	department needs& costs adjustment
Event Refreshments	Supplies		$2,000	department analysis adjustment
Equipment Parts & Supplies	Supplies		$900	department analysis adjustment
Misc. Equipment	Supplies		$700	department needs & costs adjustments
Awards/Recognition	Supplies		$300	department analysis adjustment
Furniture/Fixtures	Maintenance		($100)	department analysis adjustment
Special Services	Contractual/Sundry		$11,500	add programs -- cost offset by $8,950 revenue recovery
Dues & Subscriptions	Contractual/Sundry		$160	estimated costs adjustments
Training	Contractual/Sundry		($350)	department analysis adjustment
WataugaFest	Contractual/Sundry		$24,000	festival expansion - offset by revenues
HolidayFest	Contractual/Sundry		$3,000	department analysis and program expansion adjustment
Summer Day Camp	Contractual/Sundry		$12,700	program reinstated
Preschool Programs	Contractual/Sundry	$4,000		program reinstated (one time startup expenses FY23-24)
Nature Programs	Contractual/Sundry		$2,000	program expansion
Other Equipment	Capital Outlay	$30,000		intercom system (one time NR FY23-24)
Other Equipment	Capital Outlay	$23,600		fitness equipment (COP FY23-24)
REALLOCATIONS:				
Personnel	Personnel Services		$75,000	positions from ARPA budget (fund 10) - 1FT & 2PT
TOTALS:		**$57,600**	**$247,210**	

$304,810 **NET INCREASE/DECREASE**

Parks & Community Services
Parks Division
Fund 01-075

Director of Parks & Community Services
0.50 FTE

Assistant Director of Parks & Community Services
1.00 FTE

Maintenance Worker II
2.00 FTE

Maintenance Worker I
2.00FTE

Irrigation Technician
1.00 FTE

Summer Maintenance Worker
.25 FTE

DEPARTMENT	PARKS & COMMUNITY SERVICES
DIVISION/ACTIVITY	PARKS

MISSION/PROGRAMS/SERVICES

The mission of the City of Watauga Parks Division is to provide our citizens with an outstanding outdoor experience. We are focused on the quality and safety of our parks which serves to enhance the quality of life for all citizens and visitors.

- The Parks Division is responsible for the grounds maintenance of all parks, city buildings, and WEDC lots which total over 120 acres.
- The Parks Division manages and maintains all aspects such as:
  - Landscape and lake maintenance contracts
  - Daily restroom cleaning and trash removal
  - Daily splashpad monitoring and operation in season
  - Playground inspections and repairs
  - Irrigation system monitoring for efficient operations to include inspections and repairs
  - Landscape and irrigation installations
  - Pesticide application as needed
  - Park facility and amenities repairs because of age and/or vandalism
  - Special events support of the Community Services Division

FY2022-2023 HIGHLIGHTS/ACHIEVEMENTS

- Rental of new picnic tables by Splashpad
- Continue to offer wildflower areas at Capp Smith Park
- Continue to maintain park amenities to maximize safe and functional use
- Adjust current levels of service as new, approved staff is onboarded and trained
- Improve visual appeal of city parks and facilities through implementation of best practices

FY2023-2024 GOALS/OBJECTIVES

- Installation of replacement playgrounds @ Indian Springs & Hillview Parks
- Complete a Foster Village Park site plan
- Continue to maintain park amenities to maximize safe and functional use
- Improve turf quality @ our athletic fields through implementation of a turf maintenance program
- Improve the visual appeal of city parks and facilities through landscaping enhancements in parks & around city buildings

MAJOR BUDGETARY ISSUES AND OPERATIONAL TRENDS

- Considerable increase in vandalism throughout our parks
- Adjusting level of service to match corresponding staff increase
- Inflationary impact to material costs and supply chain restrictions affecting the timeline of projects tied to the Parks Master Plan
- Costs of daily use goods and services negatively affecting budget flexibility

DEPARTMENT	PARKS AND COMMUNITY SERVICES				
DIVISION / ACTIVITY	PARKS				
		2021-2022 ACTUAL	2022-2023 BUDGET	2022-2023 PROJECTED	2023-2024 PROPOSED
EXPENDITURES					
Personnel		$321,703	$352,100	$376,000	$539,300
Supplies		$24,723	$44,500	$45,700	$59,200
Maintenance		$55,433	$60,000	$60,000	$84,400
Contractual/Sundry		$177,368	$172,430	$180,430	$254,885
Capital Outlay		$0	$0	$0	$10,000
TOTAL		**$579,228**	**$629,030**	**$662,130**	**$947,785**
PERFORMANCE MEASURES					
Input / Demand					
Athletic Fields maintained		12	12	12	12
Park Acres maintained		88	88	88	88
Output / Workload					
Acres per FTE		22	15	15	15
Efficiency Measures					
M & O budget per Capita		$24.37	$25.78	$27.14	$40.07
M & O budget percentage of city budget		1.09%	1.02%	1.07%	1.42%
Effectiveness Measures	***Goals***				
Mow and maintain developed facilities weekly		65%	100%	95%	100%
Mow and maintain undeveloped facilities monthly		50%	100%	91%	100%
Hours of personnel training		15	45	50	72

PARKS & COMMUNITY SERVICES
PARKS DIVISION
SIGNIFICANT BUDGET CHANGES

Fiscal Year 2023-2024 Compared to Fiscal Year 2022-2023 Budget

DESCRIPTION	CATEGORY	ONE-TIME	ON-GOING	CHANGE EXPLANATION
CHANGES:				
Personnel	Personnel Services		$42,200	benefits, retention, COLA/merit & TMRS adjustments
Personnel	Personnel Services		$27,000	PIP approved FY23-24
Wearing Apparel	Supplies		$700	department analysis - additional positions
Vehicle Parts & Supplies	Supplies		($1,000)	department needs analysis
Vehicle Fuels & Lubricants	Supplies		($1,000)	estimated needs adjustment
Janitorial Supplies	Supplies		$1,000	department usage adjustment
Chemicals	Supplies		($2,000)	splashpad chemicals estimate adjustment
Chemicals	Supplies		$14,500	fertilizer/pesticides increase (ongoing NR FY23-24)
Agricultural/Botanical	Supplies		$500	irrigation supplies increase
Agricultural/Botanical	Supplies		$2,000	landscaping needs adjustment
Agricultural/Botanical	Supplies		$1,000	mulch needs adjustment
Equipment Parts & Supplies	Supplies		($1,000)	department needs analysis
Vehicle Maintenance	Maintenance		($1,300)	department needs analysis
Sign Maintenance	Maintenance		($1,000)	needs estimate adjustment
Park Trails Repairs	Maintenance	$21,500		trip hazard mitigation (NR FY23-24)
Park Maintenance	Maintenance		$5,000	department needs & costs analysis
Fencing	Maintenance		$200	department needs & costs analysis
Communications	Contractual/Sundry		$1,100	departmet usage analysis
Travel Expense	Contractual/Sundry		$200	department needs analysis
Dues & Subscriptions	Contractual/Sundry		$555	licenses analysis adjustment
Training	Contractual/Sundry		$600	department needs analysis
Contract/Outsource Services	Contractual/Sundry		$1,000	department needs & costs analysis
Contract/Outsource Services	Contractual/Sundry	$70,000		demo old senior center (one time NR FY23-24)
Debris Disposal	Contractual/Sundry		$9,000	needs and rates adjustment
Other Equipment	Capital Outlay	$10,000		trailer (COP FY23-24)
REALLOCATIONS:				
Personnel	Personnel Services		$118,000	positions from ARPA budget (fund 10) - 2FT
TOTALS:		**$101,500**	**$217,255**	

$318,755 **NET INCREASE/DECREASE**

Police Department
Fund 01-080

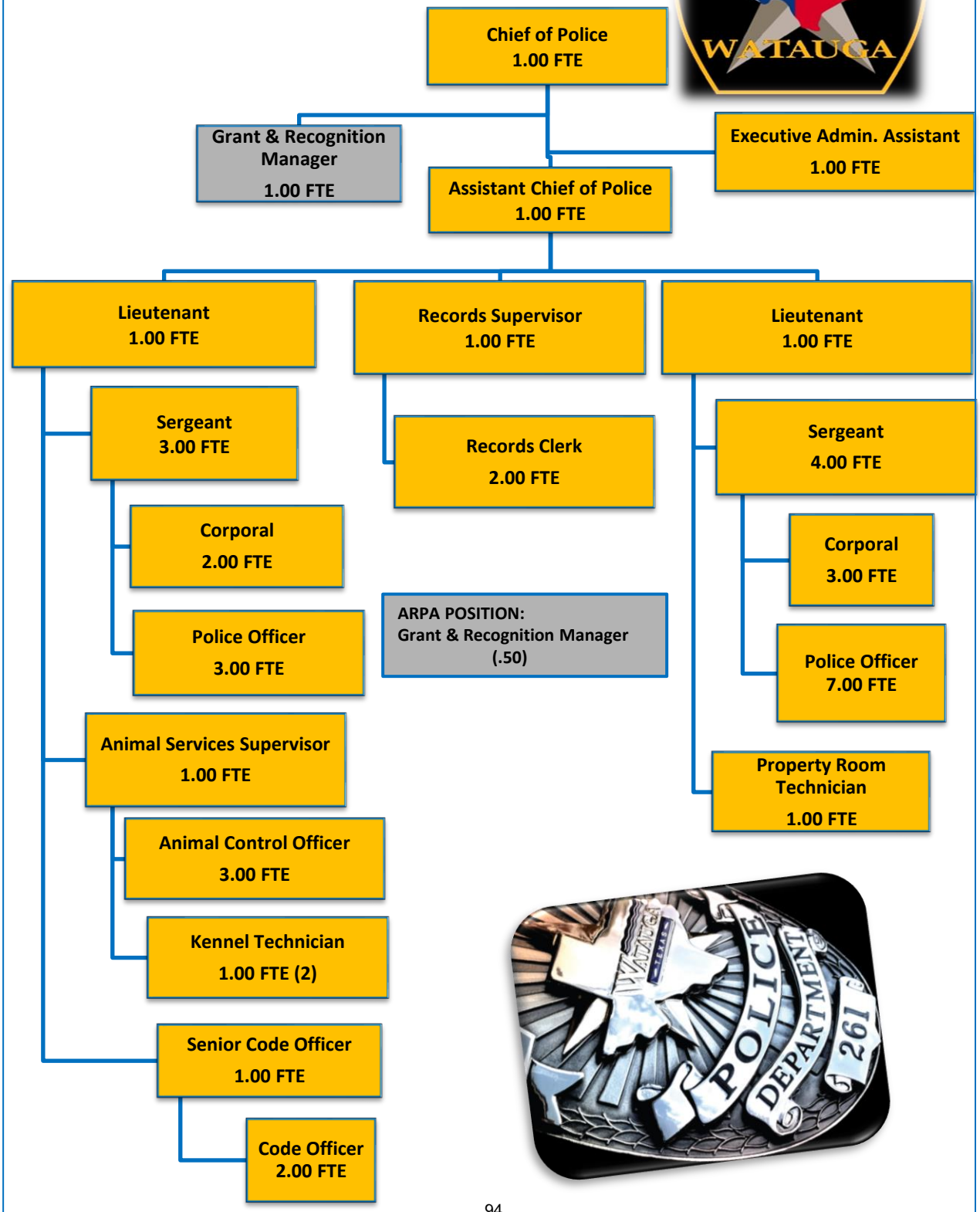

DEPARTMENT	POLICE
DIVISION/ACTIVITY	POLICE - GF

MISSION/PROGRAMS/SERVICES

The mission of the Watauga Police Department is to provide the highest quality police service while safeguarding individual liberties and building positive community relationships. The Watauga Police Department provides services 24 hours a day 365 days a year to all the citizens of Watauga and those traveling in and out of the city.

FY2022-2023 HIGHLIGHTS/ACHIEVEMENTS

- Transitioned to a new Weapons system for handguns.
- Maintained a low response time to calls with minimum staff.
- Redesigned the structure of the department from the Lieutenant position and responsibilities.
- Transitioned an Admin staff to ACO.

FY2023-2024 GOALS/OBJECTIVES

- Fully staff both Code and Animal Services.
- Create a Code Enforcement position for Commercial issues.
- Promote a Senior Code Officer.
- Recruit and fully staff sworn positions.
- Obtain Texas Police Chiefs Association Re-Recognition status.
- More positive presence on social media.
- Develop and participate in Community Policing and engagement events.
  Coffee with a Cop, National Night Out, Neighborhood Patrols and Block Meetings as an example

MAJOR BUDGETARY ISSUES AND OPERATIONAL TRENDS

- Recruiting and retention continue to be the most significant budgetary issues for the Watauga Police Department.

DEPARTMENT	POLICE				
DIVISION / ACTIVITY	POLICE - GF				
		2021-2022 ACTUAL	2022-2023 BUDGET	2022-2023 PROJECTED	2023-2024 PROPOSED
EXPENDITURES					
Personnel		$3,757,281	$3,967,200	$3,828,000	$4,342,000
Supplies		$33,882	$56,300	$56,300	$56,300
Maintenance		$2,397	$5,200	$5,200	$5,200
Contractual/Sundry		$624,246	$636,700	$636,700	$670,000
Capital Outlay		$0	$8,000	$8,000	$0
TOTAL		**$4,417,806**	**$4,673,400**	**$4,534,200**	**$5,073,500**
PERFORMANCE MEASURES					
Input / Demand					
Supervisors-Sergeants/Lieutenants/Chiefs		16	16	16	16
Officers		7	7	7	7
Detectives		3	3	3	3
Animal Services		4	5	5	5
Records		3	3	3	3
Code Enforcement		2	3	3	3
Other Civilian Staff/Administrative		2	2	3	3
Total Sworn		26	26	26	26
Output / Workload					
Calls for Service		9,494	10,000	10,472	11,000
Reports		1,796	2,500	2,518	2,500
Traffic Stops		1,906	2,000	1,648	1,800
Citations		5,337	6,000	5,278	4,500
Felony Arrests		258	300	428	400
Misdemeanor Arrest		689	800	888	900
ACO Calls for Service		935	1,100	1,120	1,200
Code Violations reported/investigated		720	700	670	600
Efficiency Measures					
M & O budget per Capita		$185.86	$191.53	$185.83	$214.50
M & O budget percentage of city budget		8.30%	7.57%	7.35%	7.59%
Effectiveness Measures	***Goals***				
Traffic Crash reports	2	113	150	180	175
Crimes sent to investigations	2	781	1,500	1,125	1500
Cases Filed for Prosecution	2	698	1,000	760	1000
Animals Taken in	2	603	700	670	700
Animals Adopted	2	233	300	300	300
Animals Returned to Owner	2	242	250	250	250
Animals Euthanized	2	139	100	115	100
Code Violations Cited	1	316	300	240	250
Code Violations Voluntarily Complied	1	4706	3,000	2,025	2500

POLICE - GENERAL FUND

SIGNIFICANT BUDGET CHANGES

Fiscal Year 2022-2023 Compared to Fiscal Year 2023-2024 Budget

DESCRIPTION	CATEGORY	ONE-TIME	ON-GOING	CHANGE EXPLANATION
CHANGES:				
Personnel	Personnel Services		$365,300	benefits, retention, step, COLA/merit & TMRS adjustments
Personnel	Personnel Services		$9,500	PIP approved FY23-24
Contractual Payments	Contractual/Sundry		$33,000	estimated consolidated services adjustment
Special Services	Contractual/Sundry		$100	notary adjustment
Special Services	Contractual/Sundry		$200	solicitor background checks as needed
Building Improvements	Capital Outlay	($8,000)		ACO Outdoor Space (one time NR FY22-23)
TOTALS:		**($8,000)**	**$408,100**	

$400,100 **NET INCREASE/DECREASE**

Fire Department
Fund 01-085

Fire Chief
1.00 FTE

Administrative Assistant (PT)
.50 FTE

Assistant Fire Chief
1.00 FTE

Fire Marshal
1.00 FTE

Fire Lieutenant
1.00 FTE

Fire Lieutenant
1.00 FTE

Fire Lieutenant
1.00 FTE

Driver/Engineer
1.00FTE

Driver/Engineer
1.00 FTE

Driver/Engineer
1.00 FTE

Firefighter
6.00 FTE

Firefighter
6.00 FTE

Firefighter
6.00 FTE

Firefighter (PT)
2.50 FTE

DEPARTMENT	FIRE/EMS
DIVISION/ACTIVITY	FIRE/EMS

MISSION/PROGRAMS/SERVICES

The mission of the Watauga Fire Department is to safeguard the lives and property and to enhance the quality of life of any person that resides in, works in, or visits the City of Watauga through a commitment to service with Pride, Respect, Integrity Dedication, and Excellence.

- Provides fire suppression and emergency medical response, car seat checks, assistance with the installation and maintenance of smoke detectors, home fire safety inspections, CPR training, fire extinguisher training, and other community education and support of community sponsored events.

- Provides a variety of specialized response personnel through a corporative agreement with other Northeast Tarrant County Cities (NEFDA)

FY2022-2023 HIGHLIGHTS/ACHIEVEMENTS

- 2022 TX Fire Marshal's Platinum level Award
- Renewed TX Fire Chief's Best Practice Department Recognition
- Maintained ISO 1 Rating
- Obtained TX DSHS Continued Education Training Facility License

FY2023-2024 GOALS/OBJECTIVES

- Tx EMS Pediatric Readiness – Gold level – renewal
- Maintain ISO 1 Rating
- TX EMS Mission Lifeline award

MAJOR BUDGETARY ISSUES AND OPERATIONAL TRENDS

- Continued increase in pricing and decrease in availability of EMS supplies

DEPARTMENT	FIRE/EMS
DIVISION / ACTIVITY	FIRE/EMS

		2021-2022 ACTUAL	2022-2023 BUDGET	2022-2023 PROJECTED	2023-2024 PROPOSED
EXPENDITURES					
Personnel		$2,782,957	$3,284,100	$3,285,000	$3,573,200
Supplies		$144,493	$147,600	$153,780	$158,660
Maintenance		$65,733	$67,640	$60,620	$76,280
Contractual/Sundry		$195,960	$233,040	$231,920	$244,350
Capital Outlay		$7,500	$10,000	$10,000	$44,000
TOTAL		**$3,196,643**	**$3,742,380**	**$3,741,320**	**$4,096,490**
PERFORMANCE MEASURES					
Input / Demand					
Full-time personnel		27	27	27	27
Total calls for service:		2658	2,900	2,900	2,900
--Fire calls		839	1,350	1,000	950
--Emergency medical service calls		1819	2,000	2,000	1,950
Output / Workload					
Ambulance transports		1,346	1,400	1,526	1,600
Mutual Aid given Fire		44	50	40	50
Mutual Aid received Fire		17	50	40	50
Mutual Aid given EMS		132	150	150	150
Mutual Aid received EMS		95	200	200	150
Fire inspections		488	700	800	800
Efficiency Measures					
M & O budget per Capita		$134.48	$153.38	$153.33	$173.19
M & O budget percentage of city budget		6.01%	6.06%	6.06%	6.13%
Effectiveness Measures	***Goals***				
Fire average response time (min.)		5.00	4	5	5
EMS average response time (min.)		5	4	4.33	5
% of Chute Time < 80 seconds		99%	95%	95%	90%

FIRE/EMS

SIGNIFICANT BUDGET CHANGES

Fiscal Year 2023-2024 Compared to Fiscal Year 2022-2023

DESCRIPTION	CATEGORY	ONE-TIME	ON-GOING	CHANGE EXPLANATION
CHANGES:				
Personnel	Personnel Services		$289,100	benefits, Safer grant, retention, step, COLA/merit & TMRS adj.
Office Supplies	Supplies		$50	department needs analysis
Publications	Supplies		$30	department needs analysis
Minor Tools & Apparatus	Supplies		$1,000	department needs analysis
Janitorial Supplies	Supplies		$500	department needs analysis
Chemicals	Supplies		$700	department needs & cost adjustment
Event Refreshments	Supplies		$200	department needs analysis
Educational Supplies	Supplies		$190	fire prevention & public education adjustment
Educational Supplies	Supplies		$195	kids camp adjustment
Educational Supplies	Supplies		$195	open house adjustment
Medical Supplies	Supplies		$8,000	department needs & cost adjustment
Misc. Equip. Maintenance	Maintenance		$900	Cardiac Monitor Maintenance Increase
Misc. Equip. Maintenance	Maintenance		$180	EMS Cot & Power Load Maintenance Adjustment
Misc. Equip. Maintenance	Maintenance		$200	EMS Powerload Maintenance adjustment
Misc. Equip. Maintenance	Maintenance		$3,900	Lucas Preventive Maintenance adjustment
Software Maintenance	Maintenance		$20	Active 911 Software Increase
Software Maintenance	Maintenance		$200	Emergency Reporting Software Increase
Software Maintenance	Maintenance		$600	Netmotion Software Increase
Software Maintenance	Maintenance		$700	PSTRAX Software Increase
Software Maintenance	Maintenance		$1,400	ESO scheduling addition
Software Maintenance	Maintenance		$540	Target Solutions Software Increase
Communications	Contractual/Sundry		$400	additional medic unit cell service
Communications	Contractual/Sundry		$990	cell stipend - Fire Marshal
Travel Expense	Contractual/Sundry		$2,400	department analysis
Dues & Subscriptions	Contractual/Sundry		$25	Heartsafe increase
Dues & Subscriptions	Contractual/Sundry		$5	FIANT increase
Dues & Subscriptions	Contractual/Sundry		$20	IAI increase
Dues & Subscriptions	Contractual/Sundry		$80	NAEMT addition
Training	Contractual/Sundry		$5,000	department needs analysis
State Certifications	Contractual/Sundry		$360	TCFP certifications increase
Compliance Testing	Contractual/Sundry		$2,030	mandated testing increases
Furniture	Capital Outlay	$20,000		mattress replacement (NR FY23-24)
Other Equipment	Capital Outlay	$12,000		fitness equipment (COP FY23-24)
Other Equipment		($10,000)		training prop program - 1st year (NR FY22-23)
Other Equipment	Capital Outlay	$12,000		training prop program - 2nd year (NR FY23-24)
TOTALS:		**$34,000**	**$320,110**	

$354,110 **NET INCREASE/DECREASE**

Public Works - Streets Division
Fund 01-090

Director of Public Works
0.25 FTE

- **Streets & Drainage Superintendent**
  0.50 FTE
  - **Streets Supervisor**
    1.00 FTE
    - **Equipment Operator**
      1.00 FTE
    - **Public Works Maintenance Worker II**
      1.00 FTE
    - **Public Works Maintenance Worker I**
      4.00 FTE
    - **Senior Signs & Signals Technician**
      1.00 FTE
  - Storm Drainage Supervisor
- Utility Superintendent
- Assistant Public Works Director/Building Official

DEPARTMENT	PUBLIC WORKS
DIVISION/ACTIVITY	STREETS DIVISION

MISSION/PROGRAMS/SERVICES

- Provide maintenance for Watauga streets, signs, traffic signals, traffic markings, crossing flashers and school zone flashers.
- Promote ease of mobility throughout the city by maintaining our streets in a timely, efficient, and cost-effective manner
- Manage annual overlay program to rehabilitate aging asphalt roads.
- Manage concrete repair contractors for annual sidewalk repair, general concrete road repairs and resident concern repair lists.

FY2022-2023 HIGHLIGHTS/ACHIEVEMENTS

- Staffing shortages in Streets and Drainage Divisions presented the opportunity for cross training among all staff, making both divisions more effective and productive in time of staffing issues.
- Maintained 88 miles of roads, signs, traffic signals and road markings to an acceptable manner.
- Utilizing new methods of repair with equipment received from trade deal – Skid Steer with milling attachment makes small road repairs faster, using less materials saving time and money.
- Excellent Response to 2023 winter storm Mara 24/7, on call incident response for sanding and emergency response.
- Rehabilitated 5 residential streets in partnership with Tarrant County Precinct 3, including curb and gutter, drive approaches, sidewalk and subgrade and paving.

FY2023-2024 GOALS/OBJECTIVES

- Continued partnership with Tarrant County Precinct 3 to rehabilitate Chapman Road from Whitley Rd to Denton Highway.
- Develop working relationships with 3 newly approved concrete repair vendors for multiple repairs.
- Resolve staffing issues to pre pandemic levels.
- Continue working with Storm Drain Division to complete larger projects for street and drainage issues.
- Traffic Division to continue to bring all school zone flashers to current AP21 timers, phasing out the older timers that are starting to fail.

MAJOR BUDGETARY ISSUES AND OPERATIONAL TRENDS

- Staff recruitment and retention
- Rising cost of asphalt and concrete materials
- Unstable cost of fuel and lubrication
- Rising costs of contractor fees
- Supply issues for equipment, vehicles, and parts

DEPARTMENT	PUBLIC WORKS
DIVISION / ACTIVITY	STREETS DIVISION

		2021-2022 ACTUAL	2022-2023 BUDGET	2022-2023 PROJECTED	2023-2024 PROPOSED
EXPENDITURES					
Personnel		$371,252	$541,100	$536,600	$619,400
Supplies		$28,069	$28,900	$28,900	$28,900
Maintenance		$21,147	$52,300	$52,300	$33,800
Contractual/Sundry		$9,122	$31,080	$38,380	$37,680
Capital Outlay		$0	$0	$0	$0
TOTAL		**$429,590**	**$653,380**	**$656,180**	**$719,780**
PERFORMANCE MEASURES					
Input / Demand					
Miles of Street Maintained		88	88	88	88
Miles of curb and gutter maintained		176	176	176	176
Output / Workload					
Street Rehabilitation Square Yards		17,449	9,867	9,867	5,000
Linear Feet of Curb & gutter replaced		3,661	3,022	3,060	2,000
Efficiency Measures					
M & O budget per Capita		$18.07	$26.78	$26.89	$30.43
M & O budget percentage of city budget		0.81%	1.06%	1.06%	1.08%
Effectiveness Measures	***Goals***				
Potholes repaired annually	2	106	200	175	200
Subgrade/Street repairs	2,5	77	70	70	75
% of miles of roads in GOOD condition	1,2,5	80%	81%	81%	82%
% of miles of roads in AVERAGE condition	1,2,5	18%	17%	17%	17%
% of miles of roads in POOR condition	1,2,5	2%	2%	2%	1%

PUBLIC WORKS

PUBLIC WORKS - STREETS DIVISION

SIGNIFICANT BUDGET CHANGES

Fiscal Year 2023-2024 Compared to Fiscal Year 2022-2023 Budget

DESCRIPTION	CATEGORY	ONE-TIME	ON-GOING	CHANGE EXPLANATION
CHANGES:				
Personnel	Personnel Services		$71,000	benefits, retention, COLA/merit & TMRS adjustments
Personnel	Personnel Services		$7,300	PIP approved
Sign Maintenance	Maintenance	($12,000)		street sign blanks (one time NY FY22-23)
Traffic Signal Maintenance	Maintenance	($10,000)		traffic signals upgrade (one time NR FY22-23)
Traffic Signal Maintenance	Maintenance	$3,500		school zone flasher upgrade (one time NR FY23-24)
Debris Disposal	Contractual/Sundry		$6,600	needs & rate adjustments
TOTALS:		**($18,500)**	**$84,900**	

$66,400 **NET INCREASE/DECREASE**

Public Works
Fleet Services
Fund 01-097

Fleet & Facilities Superintendent

Fleet Supervisor
1.00 FTE

Fleet Services Technician
1.00 FTE

Mechanic I
1.00 FTE

Mechanic II
1.00 FTE

DEPARTMENT	PIBLIC WORKS
DIVISION/ACTIVITY	FLEET SERVICES

MISSION/PROGRAMS/SERVICES

- Maintain city vehicles and equipment properly and to the highest standard with limited down time and costs.
- Coordinate new vehicle upfitting and emergency light installation.
- Maintain compliance with mandated state and federal program.
- Coordinate used vehicles and equipment auction within city and state guidelines.

FY2022-2023 HIGHLIGHTS/ACHIEVEMENTS

- Expanded the ILA agreements from 3 to 5 municipalities covering fleet maintenance for multiple divisions within each municipality.

FY2023-2024 GOALS/OBJECTIVES

- Begin the fleet shop expansion to allow additional space to accommodate the City's and ILA agreement's needs.
- Continue with the purchasing of more fuel efficient vehicles and equipment in order to reduce fuel and maintenance costs.
- Take delivery of new fleet service truck.

MAJOR BUDGETARY ISSUES AND OPERATIONAL TRENDS

- Upgrade fuel island operating system to today's standards with one that is cloud based. This will reduce IT costs not needing a server to run it and better track vehicle fuel usage. This system can be expanded to track vehicle mileage and service issues.

DEPARTMENT	PUBLIC WORKS				
DIVISION / ACTIVITY	FLEET SERVICES				
		2021-2022 ACTUAL	2022-2023 BUDGET	2022-2023 PROJECTED	2023-2024 PROPOSED
EXPENDITURES					
Personnel		$157,214	$274,900	$240,850	$299,000
Supplies		$31,713	$28,250	$28,300	$21,800
Maintenance		$3,599	$4,500	$4,500	$4,500
Contractual/Sundry		$10,732	$16,600	$18,300	$19,350
Capital Outlay		$0	$0	$0	$17,000
TOTAL		**$203,258**	**$324,250**	**$291,950**	**$361,650**
PERFORMANCE MEASURES					
Input / Demand					
Work Orders Completed		623	700	700	700
Gallons of Fuel Dispensed		60,436	62,000	62,000	62,000
Output / Workload					
Number of PMI's per month		30	35	32	35
Number of vehicles/equipment maintained		855	850	900	900
Training classes		10	15	15	15
Efficiency Measures					
M & O budget per Capita		$3.78	$13.29	$11.97	$15.29
M & O budget percentage of city budget		0.38%	0.53%	0.47%	0.54%
Effectiveness Measures	***Goals***				
ASE certifications	6	17	15	20	20
EVT certifications	6	7	5	10	10
% of repairs done inhouse	2,5	95	98%	98%	95%
% of out sourced repairs	2,5	5	2%	5%	2%
% of fleet availability	2,5	100	98%	98%	98%
average fleet down time for parts	2,5	0	2%	5.00%	5%

PUBLIC WORKS - FLEET SERVICES

SIGNIFICANT BUDGET CHANGES

Fiscal Year 2023-2024 Compared to Fiscal Year 2022-2023 Budget

DESCRIPTION	CATEGORY	ONE-TIME	ON-GOING	CHANGE EXPLANATION
CHANGES:				
Personnel	Personnel Services		$24,100	benefits, retention, COLA/merit & TMRS adjustments
Office Supplies	Supplies		$50	department needs analysis
Minor Tools	Supplies	($6,500)		freon machine (on time NR FY22-23)
Communications	Contractual/Sundry		$250	department needs analysis
Special Services	Contractual/Sundry		$1,000	department needs analysis
Waste Disposal	Contractual/Sundry		$1,500	department needs & costs adjustments
Other Equipment	Capital Outlay	$17,000		fuel island system upgrade (one time NR FY23-24)
TOTALS:		**$10,500**	**$26,900**	

$37,400 **NET INCREASE/DECREASE**

Public Works
Facilities Maintenance
Fund 01-098

Fleet & Facilities Superintendent
1.00 FTE

Janitorial Service Technician II
1.00 FTE

Building Maintenance Technician II
1.00 FTE

Janitorial Service Technician I
3.00 FTE

Building Maintenance Technician I
2.00 FTE

DEPARTMENT	PUBLIC WORKS
DIVISION/ACTIVITY	FACILITIES MAINTENANCE

MISSION/PROGRAMS/SERVICES

To provide citizens and staff with safe and accessible facilities. To maintain the city's investment in facility structures both interior and exterior and building equipment.

Facilities Maintenance is a section of the Public Works Fleet & Facilities Division. It provides the maintenance and operation of all city owned facilities, buildings, and structures which totals over 120,000 square feet.

- Minor and major remodeling and construction as needed.
- Provides an efficient and effective preventative maintenance program to maintain and upgrade city owned buildings to an acceptable condition compatible with city codes.
- Provides and maintains a pleasant and secure environment for all visitors and city employees in the buildings under city jurisdiction.

FY2022-2023 HIGHLIGHTS/ACHIEVEMENTS

- Replaced police department HVAC units
- Replaced water tower HVAC units

FY2023-2024 GOALS/OBJECTIVES

- To provide safe and trouble free working environment for city personnel and citizens
- Complete fleet shop expansion
- Start water tower elevator modernization
- Complete recreation center foundation repair
- Install of water tower generator

MAJOR BUDGETARY ISSUES AND OPERATIONAL TRENDS

- Long lead times on parts, supplies, and equipment for repairs and new projects

DEPARTMENT	PUBLIC WORKS				
DIVISION / ACTIVITY	FACILITIES MAINTENANCE				
		2021-2022 ACTUAL	**2022-2023 TARGET**	**2022-2023 PROJECTED**	**2023-2024 TARGET**
EXPENDITURES					
Personnel		$396,536	$511,300	$467,700	$534,700
Supplies		$22,295	$26,800	$26,900	$32,000
Maintenance		$88,278	$147,500	$148,000	$137,500
Contractual/Sundry		$294,300	$356,700	$356,700	$365,700
Capital Outlay		$0	$0	$0	$0
TOTAL		**$801,409**	**$1,042,300**	**$999,300**	**$1,069,900**
PERFORMANCE MEASURES					
Input / Demand					
Number of Facilities Maintained		11	11	11	11
Number of repair requests		397	400	415	415
Output / Workload					
Square feet of facilities maintained		122,000	122,000	122,000	122,000
PO orders processed		120	120	120	125
Efficiency Measures					
M & O budget per Capita		$33.72	$42.72	$40.95	$45.23
M & O budget percentage of city budget		1.51%	1.69%	1.62%	1.60%
Effectiveness Measures	***Goals***				
% of repairs done by in-house staff	2,5	95%	95%	95%	95%
% of repairs done by contractors	2,5	5%	5%	5%	5%
% of repairs completed within 48hrs	2,5	2	98%	90%	98%

PUBLIC WORKS - FACILITIES MAINTENANCE

SIGNIFICANT BUDGET CHANGES

Fiscal Year 2023-2024 Compared to Fiscal Year 2022-2023 Budget

DESCRIPTION	CATEGORY	ONE-TIME	ON-GOING	CHANGE EXPLANATION
CHANGES:				
Personnel	Personnel Services		$23,400	benefits, retention, COLA/merit & TMRS adjustments
Janitorial Supplies	Supplies		$5,000	department needs & costs analysis
Chemicals	Supplies		$200	department needs & costs analysis
Bldg. Maintenance	Maintenance	($20,000)		ACO Foundation Repairs (one time NR FY22-23)
Bldg. Maintenance	Maintenance	($40,000)		Flooring Replacement (one time NR FY22-23)
Bldg. Maintenance	Maintenance	$47,500		elevator upgrade (one time NR FY23-24)
HVAC Equipment	Maintenance		$1,500	department needs & costs analysis
Plumbing Equipment	Maintenance		$1,000	department needs & costs analysis
Gas	Contractual/Sundry		$6,000	estimated analysis adjustment
Street Lighting	Contractual/Sundry		$3,000	estimated analysis adjustment
TOTALS:		**($12,500)**	**$40,100**	

$27,600 **NET INCREASE/DECREASE**

STRATEGIC INITIATIVE FUND – FUND 13

The Strategic Initiative Fund was created in FY2014-15 to set aside funding for high-impact projects identified by City Council. Funding is provided by fund balance transfers of reserves in excess of the established policy. Examples of projects to be funded are:

1) revitalization opportunities;
2) capital improvements cash funding, plans (Land Use, Comprehensive, CIP,);
3) community enhancement projects;
4) funding of other one-time projects.

This fund is accounted for on the modified accrual basis of accounting. Revenues are recorded when the liability is incurred.

Funds are transferred to General Fund – Development Services in Fiscal Year 2023-2024.

STRATEGIC INITIATIVE FUND BUDGET SUMMARY

	HISTORY		PROJECTED YEAR		BUDGET
	2020-2021 Actual	2021-2022 Actual	2022-2023 Budget	2022-2023 Projected	2023-2024 Proposed
Fund Balance, October 1	**$70,522**	**$65,317**	**$70,722**	**$65,735**	**$35,735**
Operating Transfers-In:					
Transfers from General Fund	0	0	0	0	0
Interest	108	418	0	0	0
Total Available Resources	**$ 70,629**	**$ 65,735**	**$ 70,722**	**$ 65,735**	**$ 35,735**
Expenditures:					
Home Revitalization Program	0	0	30,000	30,000	0
Strategic Initiatives	5,313	0	0	0	0
Operating Expenditures	5,313	0	30,000	30,000	0
Transfer to General Fund					30,000
TOTAL OPERATING & TRANSFERS	$5,313	$0	$30,000	$30,000	$30,000
Fund Balance, September 30	$65,317	$65,735	$40,722	$35,735	$5,735
CHANGE IN FUND BALANCE	($5,205)	$418	($30,000)	($30,000)	($30,000)

SPECIAL REVENUE FUNDS

WATAUGA ECONOMIC DEVELOPMENT CORP (WEDC)	FUND 04
WATAUGA CRIME CONTROL & PREVENTION DISTRICT (WCCPD)	FUND 18
CARES & CLFRF GRANT PROCEEDS FUND	FUND 10
SAFER GRANT REIMBURSEMENT FUND	FUND 12
STREET MAINTENANCE FUND	FUND 14
FLEET SERVICES INTERLOCAL AGREEMENT FUND	FUND 21
LIBRARY DONATION FUND	FUND 23
PUBLIC, EDUCATION, GOVERNMENT FUND (PEG)	FUND 24
MUNICIPAL COURT SECURITY FUND	FUND 25
MUNICIPAL COURT TECHNOLOGY FUND	FUND 26
MUNICIPAL COURT TRUANCY PREVENTION FUND	FUND 27
TRAFFIC SAFETY FUND	FUND 28
JURY FEE FUND	FUND 29

SPECIAL REVENUE FUNDS

ECONOMIC DEVELOPMENT CORPORATION
(FORMERLY PARKS DEVELOPMENT CORPORATION)

Voters established the Watauga Parks Development Corporation Sales Tax Fund to account for a ½ cent sales tax increase in May 1994 under the 4b Economic Development Legislation. The purpose of the increase in sales tax is to build city parks and improve existing parks under the supervision of the Watauga Parks Development Corporation. In May 2012, voters approved a reduction of the sales and use tax for the Watauga Parks Development Corporation to ¼ of one percent and reallocate ¼ of one percent for maintenance and repairs of municipal streets. This reduction took place on October 1, 2012. In FY2018-2019 the corporation's name was changed to Economic Development Corporation and the focus was redirected to economic development within the City. Sales tax revenues for FY2023-2024 are expected to be $996,000.

This Special Revenue Fund is used to account for specific revenues that are legally restricted to expenditures for particular purposes. The fund is accounted for on the modified accrual basis of accounting. Revenues are recorded when available and measurable, and expenditures are recorded when liability is incurred.

Where Does the Money Come From?

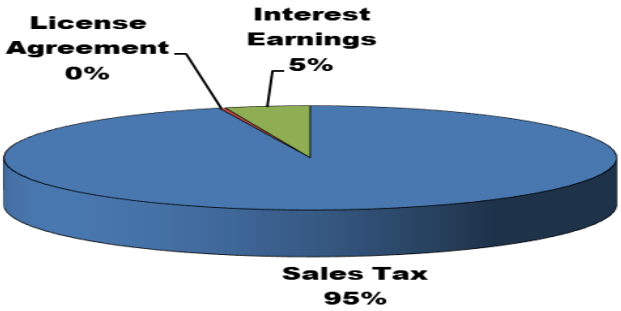

Where Does the Money Go?

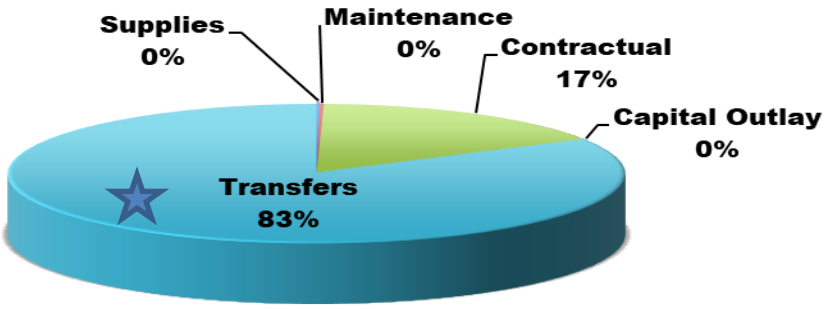

Note: Transfers to general fund cover personnel expenses and debt

ECONOMIC DEVELOPMENT CORPORATION BUDGET SUMMARY - FUND 04

	HISTORY		PROJECTED YEAR		BUDGET	%CHANGE
	2020-2021 Actual	2021-2022 Actual	2022-2023 Original Budget	2022-2023 Projected	2023-2024 Budget	FY2023-2024 vs 2022-2023
Fund Balance, October 1*	**$1,242,173**	**$1,631,094**	**$1,713,418**	**$1,733,255**	**$2,260,280**	
Revenues:						
Sales Taxes	865,622	929,538	952,000	976,000	996,000	4.6%
License Agreement - Property	0	0	0	0	0	0.0%
Proceeds From Sale of Assets	850	0	0	0	0	0.0%
Interest Earnings	1,207	13,921	2,500	44,000	55,000	2100.0%
License Agreement - Services	0	250	5,000	3,000	3,500	-30.0%
Operating Revenues	**$867,679**	**$943,709**	**$959,500**	**$1,023,000**	**$1,054,500**	**9.9%**
Total Available Resources	**$2,109,852**	**$2,574,803**	**$2,672,918**	**$2,756,255**	**$3,314,780**	
Expenditures:						
Business Retention	6,437	3,518	8,650	6,050	6,650	-23.1%
Business Attraction	28,493	25,650	24,200	22,050	24,300	0.4%
General Administration	64,042	44,502	56,200	48,175	56,300	0.2%
Operating Expenditures	**$98,973**	**$73,670**	**$89,050**	**$76,275**	**$87,250**	**-2.0%**
Operating Transfers-Out						
To General Fund	222,281	245,800	266,500	266,500	279,000	4.7%
To Internal Service Fund	0	0	0	0	0	0.0%
To Capital Projects Fund	0	375,000	0	0	0	0.0%
To Debt Service	157,503	147,078	153,200	153,200	149,000	-2.7%
Total Operating Transfers-Out	**$379,784**	**$767,878**	**$419,700**	**$419,700**	**$428,000**	**2.0%**
TOTAL OPERATING & TRANSFERS	**$478,757**	**$841,548**	**$508,750**	**$495,975**	**$515,250**	**1.3%**
Fund Balance, September 30	**$1,631,096**	**$1,733,255**	**$2,164,168**	**$2,260,280**	**$2,799,530**	
CHANGE IN FUND BALANCE	**$388,923**	**$102,161**	**$450,750**	**$527,025**	**$539,250**	

***Includes debt service fund balance**

DEPARTMENT	Economic Development
DIVISION/ACTIVITY	Economic Development Corporation

MISSION/PROGRAMS/SERVICES

To advance the economic strength of Watauga through business and community support programs, public education, and strategic partnerships. Economic Development provides emphasis on improving the business climate through new development, redevelopments, workforce development, business retention and expansion, and small business development.

To enhance the quality of life for residents and the sustainability of City businesses through the retention and revitalization of exiting business and neighborhoods, and promotion, recruitment, and coordination of new commercial and residential development in the City.

FY2022-2023 HIGHLIGHTS/ACHIEVEMENTS

- Successfully negotiated and passed a Chp. 380 Economic Development Agreement with Mr. Froze for a newly constructed retail commercial business to be located on Watauga Road.
- Assisted a private property owner with the recruitment of a development partner and facilitated the rezoning process of a large parcel of land for a 132-home townhome development that will bring an investment of approximately $53M in the community, which will result in a significant increase in sales tax.
- FYE sales tax receipts for 2023 are forecasted to be higher than 2022 actual by 5%, with an increase of 2.5% from FY 2022-2023 budget.

FY2023-2024 GOALS/OBJECTIVES

- Aid in the revitalization of obsolete facilities through redevelopment, rehabilitation, and other available means.
- Create outreach programs to facilitate and incentivize the revitalization of older residential neighborhoods.
- Positively influence growth and redevelopment of the City's business community.
- Improve the economic well-being of the City.
- Continue to maintain economic development related databases to meet the needs of the development community.
- Stimulate participation in shop local programs.
- Prepare projects for development which allow for continued economic growth in the City.

MAJOR BUDGETARY ISSUES AND OPERATIONAL TRENDS

- Inflation in the local and national economy continues to drive up the costs of goods and services, resulting in higher sales tax receipts.
- Continued increases in the prime interest rate by the Federal Reserve in an effort to slow inflation have resulted in higher debt issuance costs for local banks, making borrowing more expensive for businesses seeking to expand or hire additional employees.
- Increased demand for higher wages to offset inflationary pressures leading to the inability for local businesses to retain and or hire employees.

SPECIAL REVENUE FUND

DEPARTMENT: ECONOMIC DEVELOPMENT
DIVISION / ACTIVITY: ECONOMIC DEVELOPMENT CORPORATION - FUND 04

	2020-2021 ACTUAL	2021-2022 ACTUAL	2022-2023 BUDGET	2022-2023 PROJECTED	2023-2024 PROPOSED
EXPENDITURES					
Supplies	1,051	(13)	900	400	1,000
Maintenance	0	0	2,000	1,000	1,000
Contractual/Sundry	97,922	73,683	84,950	72,875	85,250
Capital Outlay	0	0	1,200	2,000	0
Transfers	379,784	767,878	419,700	419,700	428,000
TOTAL	$478,757	$841,548	$508,750	$495,975	$515,250

PERFORMANCE MEASURES / SERVICE LEVELS

Input / Demand		***Actual 21-22***	***Budget 22-23***	***Projected 22-23***	***Budget 23-24***
Staff Dedicated		1.50	2.00	2.00	*2.00*
Volunteers		0	0	0	0
Inquiries Received		N/A	20	8	15
Output/ Workload		***Actual 21-22***	***Budget 22-23***	***Projected 22-23***	***Budget 23-24***
Project Files Opened		N/A	10	3	*10*
Clients Served		N/A	15	5	15
Jobs Created		N/A	35	TBD	35
Potential New Business Calls/Contacts		N/A	100	30	50
Responses Submitted		N/A	155	30	50
Board Meetings Held		N/A	12	12	12
Efficiency Measures / Impact		***Actual 21-22***	***Budget 22-23***	***Projected 22-23***	***Budget 23-24***
M & O percentage of City budget		1.58%	*0.82%*	0.80%	*0.77%*
M & O budget per capita		$35.40	*$20.85*	$20.33	$21.78
Effectiveness Measures / Outcomes	***Strategic Goals***	***Actual 21-22***	***Budget 22-23***	***Projected 22-23***	***Budget 23-24***
Business Retention Visits	3	N/A	120	65	60
Small Business Development Assistance	3, 4, 6, 7	N/A	5	4	2
Economic Development Agreements	3, 4, 11	N/A	5	3	3
Redevelopment Projects	3, 4	N/A	5	0	2
New Development Projects	3, 4	N/A	5	2	2

ECONOMIC DEVELOPMENT CORPORATION

BUDGET CHANGES

Fiscal Year 2023-2024 Compared to Fiscal Year 2022-2023 Budget

DESCRIPTION	CATEGORY	ONE-TIME	ON-GOING	CHANGE EXPLANATION
Business Retention:				
Contractual Services	Contractual/Sundry		(2,000)	Bludot Subscription Budget Adjustment
Business Attraction:				
Events	Contractual/Sundry	100		Participation Increase - Tarrant Special Events
General Administration:				
Events Refreshments/Meals	Supplies		100	Needs Adjustment (Event Hosting)
Software Maintenance	Maintenance		(1,000)	Adobe Suites License Adj. to IT Department
Dues & Subscriptions	Contractual/Sundry		200	TRTC Increase
Training	Contractual/Sundry		1,500	ISCS Conference Adjustment
Community Relations	Contractual/Sundry		5,000	Community Relations Needs/Analysis Adj.
Contractual Services	Contractual/Sundry		(4,500)	3rd Coast Geo Deduction
Other Equipment	Capital Outlay	(1,200)		Media Specialist Camera Purchase (one-time)
Transfers:				
Transfer to General Fund	Transfers	12,500		Allocation Adjustment
Transfer to Gen Obligation Debt	Transfers	(4,200)		Debt Allocation Adjustment
TOTALS:		**$7,200**	**($700)**	

$6,500 **NET INCREASE/DECREASE**

SPECIAL REVENUE FUNDS
CRIME CONTROL DISTRICT – FUND 18

The Crime Control and Prevention District was established to account for a one-half cent sales tax increase approved by voters on March 23, 1996, for an initial five years and extended by voters each ten years. On the most recent election, May 1, 2021, voters extended the sales tax collection for ten more years. The purpose of the increase in sales tax is to enhance law enforcement in Watauga. The additional funding is used to add officers and purchase additional equipment and supplies for law enforcement purposes.

This is a Special Revenue Fund and is used to account for specific revenues that are legally restricted to expenditures for particular purposes. The fund is accounted for on the modified accrual basis of accounting. Revenues are recorded when available and measurable, and expenditures are recorded when the liability is incurred.

Sales tax revenue for FY2023-2024 is forecasted to be $1,977,000. Sales Tax revenues are projected to be approximately 2% higher than the FY2022-2023 projected estimate.

Where Does the Money Come From?

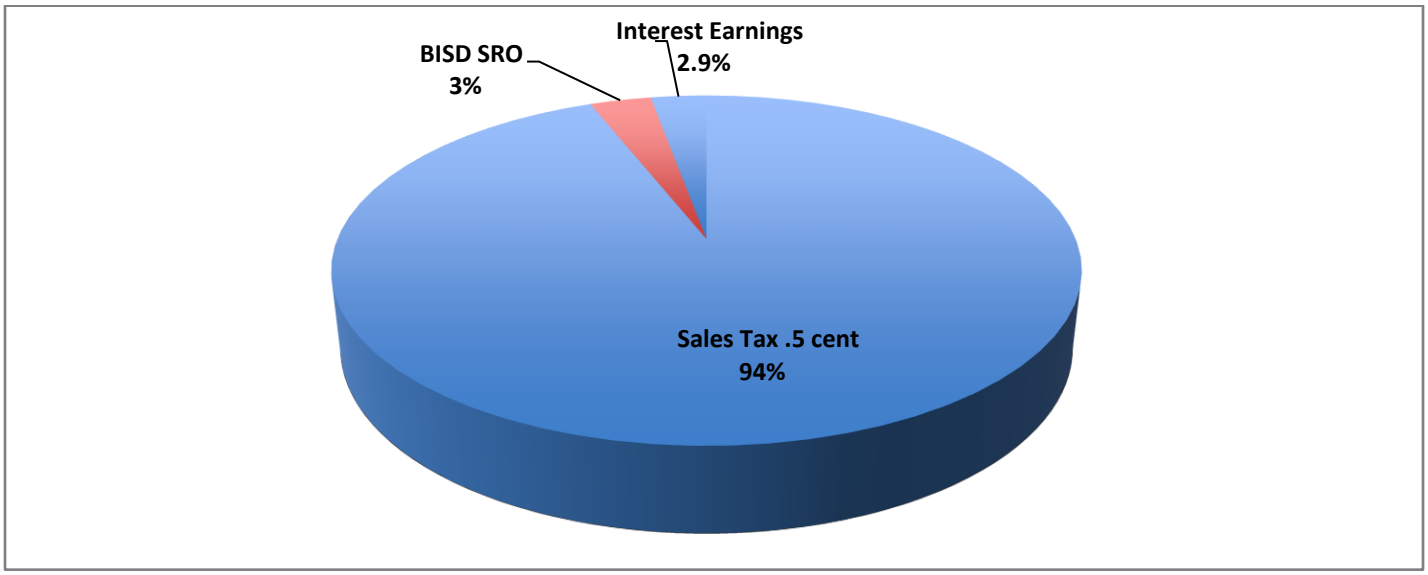

Where Does the Money Go?

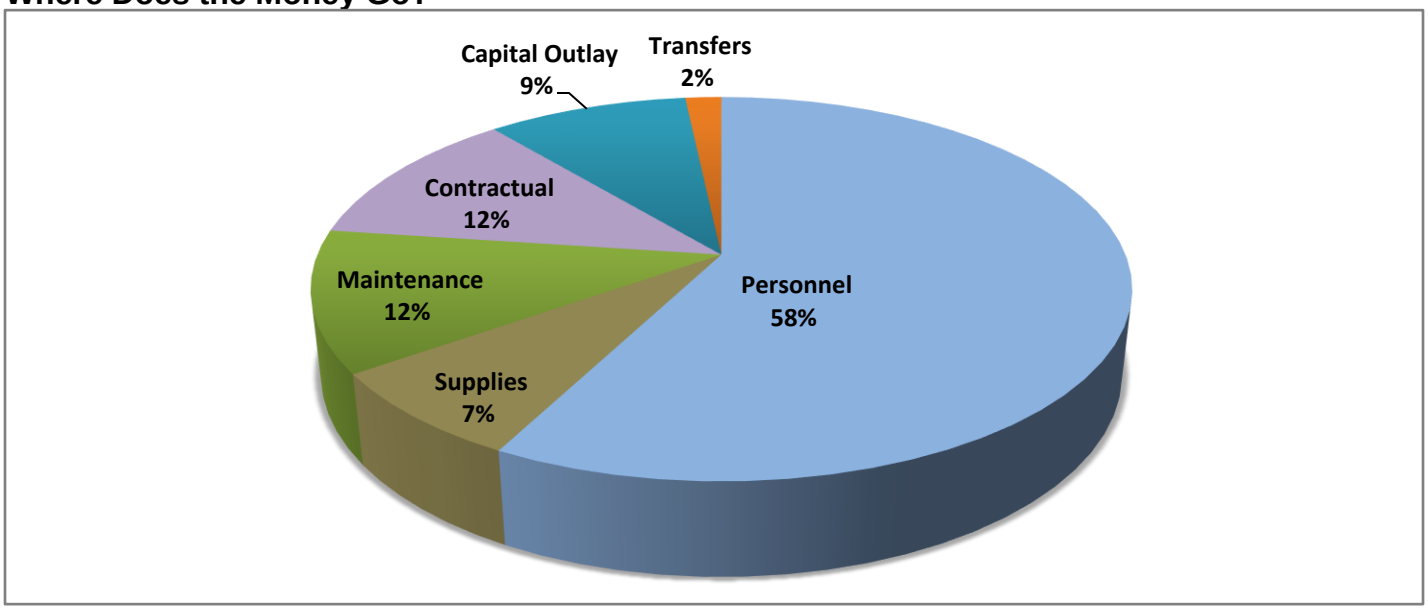

CRIME CONTROL DISTRICT BUDGET SUMMARY - FUND 18

	HISTORY		PROJECTED YEAR		BUDGET	% CHANGE
	2020-2021 Actual	2021-2022 Actual	2022-2023 Original Budget	2022-2023 Projected	2023-2024 Proposed	FY2023-2024 VS 2022-2023
Fund Balance, October 1	**$731,135**	**$1,010,402**	**$1,237,902**	**$1,329,162**	**$1,367,852**	
Revenues:						
Sales Taxes	1,701,405	1,846,233	1,875,000	1,938,000	1,977,000	5.4%
BISD SRO	48,448	63,848	66,000	66,000	66,000	0.0%
Transfer In From ERF	0	0	0	0	0	0.0%
Interest Earnings/Other	1,417	9,781	4,000	55,000	60,000	1400.0%
Proceeds From Sales of Assets	38,324	34,701	0	0	0	0.0%
Operating Revenues	**$ 1,789,593**	**$ 1,954,563**	**$ 1,945,000**	**$ 2,059,000**	**$ 2,103,000**	**8.12%**
Total Available Resources	**$ 2,520,728**	**$ 2,964,965**	**$ 3,182,902**	**$ 3,388,162**	**$ 3,470,852**	**9.0%**
Expenditures:						
Operating Expenditures	1,469,939	1,605,803	1,854,400	1,832,060	2,006,800	8.2%
Capital Outlay	10,388	0	150,250	150,250	212,100	41.2%
Total Expenditures	1,480,327	1,605,803	2,004,650	1,982,310	2,218,900	**10.7%**
Operating Transfers-Out						
To General Fund	30,000	30,000	38,000	38,000	38,000	0.0%
To Capital Projects	0	0	0	0	0	0.0%
To Internal Service Fund	0	0	0	0	0	0.0%
Total Operating Transfers-Out	30,000	30,000	38,000	38,000	38,000	**0.0%**
TOTAL OPERATING & TRANSFERS	$ 1,510,327	$ 1,635,803	$ 2,042,650	$ 2,020,310	$ 2,256,900	**10.5%**
Fund Balance, September 30	$1,010,402	$1,329,162	$1,140,252	$1,367,852	$1,213,952	
CHANGE IN FUND BALANCE	$279,267	$318,760	($97,650)	$38,690	($153,900)	
Fund Balance Policy Min @ 20%					$408,960	

Crime Control District
Fund 18-080

- Chief of Police
  - Administrative Assistant - Police
  - Assistant Chief of Police
    - Lieutenant
      - **Sergeant 1.00 FTE**
        - Corporal
        - **Police Officer 4.00 FTE**
    - Records Supervisor
      - Records Clerk
    - Lieutenant
      - Sergeant
        - Corporal
        - **Police Officer 7.00 FTE**

DEPARTMENT	Police
DIVISION/ACTIVITY	Crime Control District

MISSION/PROGRAMS/SERVICES

The mission of the Watauga Police Department is to provide the highest quality police service while safeguarding individual liberties and building positive community relationships. The Watauga Police Department provides services 24 hours a day 365 days a year to all the citizens of Watauga and those traveling in and out of the city.

The Watauga Police Department provides leadership and support to all members of the public, as well as Police personnel through fiscal responsibility and modeling of the City's values. The department is committed to strengthening and maintaining an atmosphere of community partnership, providing transparency, supporting continued training and leadership development of personnel, and providing opportunities for career growth and employee retention.

While the primary focus of the department is to ensure a safe environment for residents and businesses, several programs and services exist to address community needs and foster partnerships with the community.

FY2022-2023 HIGHLIGHTS/ACHIEVEMENTS

- Transitioned to a new Weapons system for handguns.
- Maintained a low response time to calls with minimum staff.
- Redesigned the structure of the department from the Lieutenant position and responsibilities.
- Transitioned an Admin staff to ACO.

FY2023-2024 GOALS/OBJECTIVES

- Fully staff both Code and Animal Services divisions.
- Create a Code Enforcement position to focus primarily on commercial issues.
- Promote a Senior Code Officer.
- Recruit and fully staff sworn positions.
- Obtain Texas Police Chiefs Association Re-Recognition status.
- Promote a positive presence on social media.
- Enhance and increase police presence within the community.
- Develop and participate in community policing engagement events such as Coffee with a Cop, National Night Out, neighborhood patrol, and block meetings.

MAJOR BUDGETARY ISSUES AND OPERATIONAL TRENDS

Recruiting and retention continue to be the most significant budgetary issues for the Watauga Police Department.

DEPARTMENT	Police				
DIVISION / ACTIVITY	Crime Control District				
	2020-2021 ACTUAL	2021-2022 ACTUAL	2022-2023 BUDGET	2022-2023 PROJECTED	2023-2024 BUDGET
Personnel	987,813	1,050,708	1,204,800	1,198,700	1,301,400
Supplies	113,826	155,824	175,600	161,100	170,500
Maintenance	231,151	220,139	264,200	256,400	268,700
Contractual/Sundry	137,149	179,132	209,800	215,860	266,200
Capital Outlay	10,388	0	150,250	150,250	212,100
Transfers	30,000	30,000	38,000	38,000	38,000
TOTALS	**$1,510,327**	**$1,635,803**	**$2,042,650**	**$2,020,310**	**$2,256,900**
PERFORMANCE MEASURES					
Input / Demand					
Supervisors-Sergeants		1	1	1	1
Officers		8	8	8	8
Detectives		0	0	0	0
SRO		1	1	1	1
Community Services Officer		1	1	1	1
Mental Health Officer		0	1	1	1
TOTALS		**11**	**12**	**12**	**12**
Output / Workload					
Calls for Service		9,494	10,000	10,472	11,000
Reports		1,796	2,500	2,518	2,500
Traffic Stops		1,906	2,000	1,648	1,800
Citations		5,337	6,000	5,278	4,500
Felony Arrests		258	300	428	400
Misdameanor Arrest		689	800	888	900
Crime Victims Assisted		190	250	240	300
Efficiency Measures					
M & O budget per Capita		$68.82	$83.72	$82.80	$95.42
M & O budget percentage of city budget		3.08%	3.31%	3.27%	3.38%
Effectiveness Measures	***Goals***				
Total Sworn Officers	2	10	12	10	12
Crime Victim Assistance Staff	2			3	3
SRO Presentations	2	2	4	7	10
SRO Student Contacts	2	4,559	2,500	5,550	6,000
Area School Events/Contacts	2	28	175	50	150
Public Safety Cadet Unit Meetings	2	8	40	16	40
Public Safety Cadet Unit Training Hours	2	75	2,000	180	2,000
Crime Prevention Training - Community Svc.	2	4	0	0	0
Business Contacts - Community Svc.	2	28	0	50	0
Neighborhood Watch Mtgs - Community Svc.	2	0	0	0	0
VIPS Hours	2	491.2	1,000	240	1,000

CRIME CONTROL DISTRICT

BUDGET CHANGES

Fiscal Year 2023-2024 Compared to Fiscal Year 2022-2023 Budget

DESCRIPTION	CATEGORY	ONE-TIME	ON-GOING	CHANGE EXPLANATION
CHANGES:				
Personnel	Personnel Services		$96,600	step, benefits, retention & TMRS adjustments
Publications	Supplies		$200	TDCAA Penal Code addition
Educational Supplies	Supplies		($300)	Explorer troop adjustment
Computer Supplies	Supplies		($5,000)	misc. computer supplies adjustment
Office Equipment	Maintenance		($100)	needs/analysis adjustment
Vehicle Maintenance	Maintenance	($9,600)		vehicles graphics refresh (New Request FY22-23)
Vehicle Maintenance	Maintenance		($300)	needs/analysis adjustment
Software Maintenance	Maintenance		$9,000	Axon maintenance adjustment
Software Maintenance	Maintenance		$1,500	Shield Suite subscription increase
Software Maintenance	Maintenance	($17,000)		CAD/RMS Spillman estimate adjustment (NRH)
Software Maintenance	Maintenance		$12,500	ALPR safety cameras maintenance (New Request FY22-23)
Software Maintenance	Maintenance		($2,000)	Cradlepoint in communications budget
Software Maintenance	Maintenance		($2,000)	Brazos maintenance adjustment
Software Maintenance	Maintenance		$12,500	flock safety (ongoing New Request FY23-24)
Communications	Contractual/Sundry		($1,500)	hotspots/cradlepoints/Ipads adjustments
Sundry	Contractual/Sundry		$1,500	Crime Victim liaison increase
Sundry	Contractual/Sundry		$4,500	Alliance for Children adjustment
Special Services	Contractual/Sundry		($200)	Lexis Nexis adjustment
Special Services	Contractual/Sundry		$2,600	Alliance for Children adjustment
Special Services	Contractual/Sundry		$900	Water service adjustment
Special Services	Contractual/Sundry		$9,500	Drone Program (ongoing New Request FY23-24)
Dues & Subscriptions	Contractual/Sundry		$4,400	various dues & subscriptions adjustment
Dues & Subscriptions	Contractual/Sundry		($6,900)	PowerDMS policy management removal
Dues & Subscriptions	Contractual/Sundry	$15,200		policy management system (one time New Request FY23-24)
Dues & Subscriptions	Contractual/Sundry		$14,400	policy management system (ongoing New Request FY23-24)
Administrative Training	Contractual/Sundry		($2,000)	needs/analysis adjustment
Investigation Expense	Contractual/Sundry		$14,000	increase
Motor Vehicles	Capital Outlay	($130,000)		capital outlay items (3 vehicles) (one time FY22-23)
Motor Vehicles	Capital Outlay	$45,000		2013 Tahoe Unit 150 replacement (one time FY23-24)
Other Equipment	Capital Outlay	($6,000)		crime scene barriers (one time New Request FY22-23)
Other Equipment	Capital Outlay	($14,250)		safety cameras/ALPR (one time New Request FY22-23)
Other Equipment	Capital Outlay	$85,000		rifle refresh (one time New Request FY23-24)
Other Equipment	Capital Outlay	$19,500		Drone Program (one time New Request FY23-24) Partially CO funded
Other Equipment	Capital Outlay	$15,000		flock safety (one time New Request FY23-24)
Other Equipment	Capital Outlay	$9,000		armory storage (one time New Request FY23-24)
Other Equipment	Capital Outlay	$22,600		portable radar speed signs (4) (one time New Request FY23-24) (Board)
Other Equipment	Capital Outlay	$16,000		traffic safety data collectors (4) (one time New Request FY23-24)
TOTALS:		**$50,450**	**$163,800**	

$214,250 **NET INCREASE/DECREASE**

SPECIAL REVENUE FUNDS

CARES AND AMERICAN RESCUE PLAN (CLFRF) GRANT BUDGET SUMMARY
FUND 10

The CARES Grant Interlocal Agreement with Tarrant County was approved in FY2019-2020 for Coronavirus Relief. The eligible expenses include COVID response payroll and benefit costs, public health, and safety, telework enhancement, and other expenses related to COVID-19 response. The City received $1,307,350 in FY2019-2020 and closed out the fund 12/31/2020 as required.

In July 2022, the City Council adopted a Spending Plan Framework for the American Rescue Plan Funding. The City's allocation is $6,066,048 and received the first half allocation in August 2021 and the second half is expected in August 2022.

This is a special revenue fund and revenues must be spent based on grant restrictions.

BUDGET SUMMARY

	HISTORY	PROJECTED YEAR			BUDGET
	2021-2022 Actual	2022-2023 Budget	2022-2023 Amended Budget	2022-2023 Estimate	2023-2024 Budget
Fund Balance, October 1	**$0**	**$0**	**$0**	**$0**	**$0**
Revenues:					
Grant Proceeds	383,725	4,108,200	5,042,200	2,223,253	4,000,000
Interest Earnings	0	0	0	0	0
Operating Revenues	**$ 383,725**	**$ 4,108,200**	**$ 5,042,200**	**$ 2,223,253**	**$ 4,000,000**
Total Available Resources	**$ 383,725**	**$ 4,108,200**	**$ 5,042,200**	**$ 2,223,253**	**$ 4,000,000**
Expenditures:					
CARES COVID-19 Personnel, Supplies, Contractual & Capital		0	0	0	
ARPA 6.1					
Infrastructure		2,766,000	2,766,000	400,000	3,300,000
Personnel Programs	383,725	880,000	1,814,000	1,700,000	277,000
Equipment		426,000	426,000	76,000	350,000
Supplies		0	0	3,000	0
Contractual		36,200	36,200	44,253	73,000
TOTAL OPERATING & TRANSFERS	$ 383,725	$ 4,108,200	$ 5,042,200	$ 2,223,253	$ 4,000,000
Fund Balance, September 30	$0	$0	$0	$0	$0
CHANGE IN FUND BALANCE	$0	$0	$0	$0	$0

ARPA Grant
$6,066,048 plus additional $5,994 allocation to be spent by December 31, 2026 or returned to the Treasury

SAFER GRANT REIMBURSEMENT – FUND 12

The Safer Grant Reimbursement Fund was established in FY2019-2020 to account for proceeds from the Safer Grant awarded to the City for a percentage of the fire personnel. The percentage of personnel reimbursement of six firefighters is at 75% of the first two years and 35% for the third year. This percentage will decline each fiscal year until all grant proceeds have been expended. FY2022-23 was the final year for the grant proceeds and the six firefighters have been reallocated to General Fund for FY2023-24.

BUDGET SUMMARY

	HISTORY	HISTORY	HISTORY	PROJECTED YEAR		BUDGET	%CHANGE
	2019-2020 Actual	2020-2021 Actual	2021-2022 Actual	2022-2023 Budget	2022-2023 Projected	2023-2024 Budget	FY2023-2024 vs 2022-2023
Fund Balance, October 1	**$5,729**	**($11,287)**	**$7,920**	**$7,920**	**$7,920**	**$7,920**	
Revenues:							
Grant Proceeds	229,701	381,576	220,854	63,600	27,150	0	-100.0%
Interest Earnings	0	0	0	0	0	0	0.0%
Grant Revenues	$229,701	$381,576	$220,854	**$ 63,600**	**$ 27,150**	**$ -**	**-100.0%**
Total Available Resources	$235,430	$370,289	$228,774	**$ 71,520**	**$ 35,070**	**$ 7,920**	-88.9%
Expenditures:							
Personnel	246,717	362,369	220,854	63,600	27,150	0	-100.0%
Grant Expenditures	**246,717**	**362,369**	**220,854**	**63,600**	**27,150**	**0**	**-100.0%**
TOTAL EXPENDITURES	$246,717	$362,369	$220,854	$ 63,600	$ 27,150	$ -	-100.0%
Fund Balance, September 30	($11,287)	$7,920	$7,921	$7,920	$7,920	$7,920	
CHANGE IN FUND BALANCE	($17,016)	$19,206	$0	$0	$0	$0	

Note: Grant proceeds 75% of salary expenditures through February, 2022, and 35% through February, 2023
See 01-085 for remainder of fund 12 total expenditures

SPECIAL REVENUE FUNDS

STREET MAINTENANCE – FUND 14

The Street Maintenance Fund was established in FY2012-2013 to account for a ¼ cent sales tax approved by voters on May 12, 2012 for an initial four years effective October 1, 2012. The ¼ cent sales tax was reauthorized by voters on May 2016 for another four years. The purpose of the sales tax is to provide for the maintenance and repair of municipal streets in existence at the time of the vote. The Watauga Parks Development Corporation sales and use tax was reduced by ¼ of one percent effective October 1, 2012.

Street Maintenance sales tax was abolished by voters in November 2020.

STREET MAINTENANCE FUND 14 BUDGET SUMMARY

	HISTORY		PROJECTED YEAR		BUDGET
	2020-2021 Actual	2021-2022 Actual	2022-2023 Budget	2022-2023 Projections	2023-2024 Proposed
Fund Balance, October 1	**$1,775,661**	**$1,501,910**	**$595,910**	**$640,016**	**$63,016**
Revenues:					
Sales Taxes	220,958	0	0	0	0
Interest Earnings	2,026	6,335	0	18,000	0
Operating Revenues	**$ 222,984**	**$ 6,335**	**$ -**	**$ 18,000**	**$ -**
Total Available Resources	**$ 1,998,645**	**$ 1,508,245**	**$ 595,910**	**$ 658,016**	**$ 63,016**
Expenditures:					
Asphalt Overlay	408,709	798,730	400,000	400,000	0
Street Maintenance	85,360	63,294	185,000	185,000	63,016
Debris Disposal	2,665	6,205	10,000	10,000	0
Operating Expenditures	**496,735**	**868,229**	**595,000**	**595,000**	**63,016**
TOTAL OPERATING & TRANSFERS	$ 496,735	$ 868,229	$ 595,000	$ 595,000	$ 63,016
Fund Balance, September 30	$1,501,910	$640,016	$910	$63,016	0
CHANGE IN FUND BALANCE	($273,751)	($861,895)	($595,000)	($577,000)	($63,016)

SPECIAL REVENUE FUNDS

LIBRARY DONATION FUND – FUND 23

The Library Donation Fund is a Special Revenue Fund used to account for specific revenues that are legally restricted to expenditures for particular purposes. The Library Donation Fund was established to give Watauga citizens the opportunity to assist the Library in purchasing supplies. Each month, citizens are given the opportunity to donate $1 when paying their water and sewer bill.

This money is used to purchase additional library supplies such as books, audio and videotapes, periodicals, and other types of supplies.

LIBRARY DONATION FUND BUDGET SUMMARY

	HISTORY		PROJECTED YEAR		BUDGET	%CHANGE
	2020-2021 Actual	2021-2022 Actual	2022-2023 Budget	2022-2023 Projected	2023-2024 Proposed	FY2023-2024 VS 2022-2023
Fund Balance, October 1	**$50,489**	**$56,357**	**$51,757**	**$62,126**	**$66,126**	
Revenues:						
Library Donations	5,822	5,400	6,000	6,000	6,000	0.0%
Interest Earnings	46	369	100	2,000	100	0.0%
Operating Revenues	**$ 5,868**	**$ 5,769**	**$ 6,100**	**$ 8,000**	**$ 6,100**	**0.0%**
Total Available Resources	**$ 56,357**	**$ 62,126**	**$ 57,857**	**$ 70,126**	**$ 72,226**	24.8%
Expenditures:						
Personnel	0	0	0	0	0	0.0%
Library Materials	0	0	10,000	4,000	10,000	0.0%
Maintenance	0	0	0	0	0	0.0%
Capital Outlay	0	0	0	0	0	0.0%
Operating Expenditures	**0**	**0**	**10,000**	**4,000**	**10,000**	**0.0%**
TOTAL OPERATING & TRANSFERS	**$ -**	**$ -**	**$ 10,000**	**$ 4,000**	**$ 10,000**	**0.0%**
Fund Balance, September 30	$56,357	$62,126	$47,857	$66,126	$62,226	
CHANGE IN FUND BALANCE	$5,868	$5,769	($3,900)	$4,000	($3,900)	

SPECIAL REVENUE FUNDS
PUBLIC, EDUCATION, GOVERNMENT (PEG) FUND
FUND 24

In accordance with SB 1087, a municipality must set up a separate PEG fund to collect and account for the public, educational and government (PEG) fee collected through cable providers. The PEG fee is an additional 1% of gross revenue and can only be spent on capital items for the local access channel as described by federal law. A separate fund was established in FY2017-2018 to comply with SB 1087.

This fund is accounted for on the modified accrual basis of accounting. Revenues are recorded when the liability is incurred.

PEG FUND BUDGET SUMMARY

	HISTORY		PROJECTED YEAR		BUDGET	%CHANGE
	2020-2021 Actuals	2021-2022 Actuals	2022-2023 Budget	2022-2023 Projected	2023-2024 Proposed	FY2023-2024 VS 2022-2023
Fund Balance, October 1	**$44,152**	**$82,280**	**$90,630**	**$86,220**	**$106,220**	
Revenues:						
PEG Fee	38,057	28,977	35,000	27,000	28,000	-20.0%
Interest Earnings	71	560	1,000	3,000	3,000	200.0%
Transfer from General Fund	0	0	0	0	0	0.0%
Operating Revenues	**$ 38,128**	**$ 29,537**	**$ 36,000**	**$ 30,000**	**$ 31,000**	**-13.9%**
Total Available Resources	**$ 82,280**	**$ 111,817**	**$ 126,630**	**$ 116,220**	**$ 137,220**	**8.4%**
Expenditures:						
Capital Outlay	0	25,597	10,000	10,000	10,000	0.0%
Operating Expenditures	**0**	**25,597**	**10,000**	**10,000**	**10,000**	**0.0%**
TOTAL OPERATING & TRANSFERS	$ -	$ 25,597	$ 10,000	$ 10,000	$ 10,000	**0.0%**
Fund Balance, September 30	$82,280	$86,220	$116,630	$106,220	$127,220	
CHANGE IN FUND BALANCE	$38,128	$3,940	$26,000	$20,000	$21,000	

SPECIAL REVENUE FUNDS

MUNICIPAL COURT SECURITY – FUND 25

The Municipal Court Security Fund was established in the 1997 Texas Legislative Session to allow a $3 assessment on all court fines paid. This fee was increased to $4.90 during the 2020 Legislative Session with SB346. The assessment allows municipalities to purchase security equipment such as surveillance cameras, bulletproof glass, and Marshal cost for Municipal Court areas. The Municipal Building Security Fees were assessed beginning in May 1999.

The fund is accounted for on the modified accrual basis of accounting. Revenues are recorded when available and measurable, and expenditures are recorded when the liability is incurred.

MUNICIPAL COURT SECURITY FUND BUDGET SUMMARY

	HISTORY		PROJECTED YEAR		BUDGET	% CHANGE
	2020-2021 Actual	2021-2022 Actual	2022-2023 Budget	2022-2023 Projected	2023-2024 Proposed	FY2023-2024 VS 2022-2023
Fund Balance, October 1	**$ 11,245**	**$ 29,719**	**$ 47,769**	**$ 47,892**	**$59,592**	
Revenues:						
Municipal Bldg Security Fees	18,453	17,934	20,000	15,000	15,000	-25.0%
Interest Earnings	21	239	50	2,500	2,500	4900.0%
Operating Revenues	**$ 18,474**	**$ 18,173**	**$ 20,050**	**$ 17,500**	**$ 17,500**	**-12.7%**
Total Available Resources	**$ 29,719**	**$ 47,892**	**$ 67,819**	**$ 65,392**	**$ 77,092**	**13.7%**
Expenditures:						
Personnel	0	0	26,500	5,800	27,800	4.9%
Supplies	0	0	0	0	0	0.0%
Contractual/Sundry	0	0	0	0	0	0.0%
Capital	0	0	0	0	0	0.0%
Operating Expenditures	**0**	**0**	**26,500**	**5,800**	**27,800**	**4.9%**
Operating Transfers-Out						
To Internal Service Fund	0	0	0	0	0	0.0%
Total Operating Transfers-Out	0	0	0	0	0	0.0%
TOTAL OPERATING & TRANSFERS	**$ -**	**$ -**	**$ 26,500**	**$ 5,800**	**27,800**	**4.9%**
Fund Balance, September 30	$29,719	$47,892	$41,319	$59,592	$49,292	
CHANGE IN FUND BALANCE	$18,474	$18,173	($6,450)	$11,700	($10,300)	

SPECIAL REVENUE FUNDS

MUNICIPAL COURT TECHNOLOGY– FUND 26

The Municipal Court Technology Fee was established in the 1997 Texas Legislative Session to allow a $4 assessment on all court fines paid. The fees were assessed beginning October, 1999. The assessment allows municipalities to purchase and maintain technology equipment for Municipal Court areas. This equipment includes computer hardware and software. In 2003 this fee was updated to include the maintenance of such technology improvements.

The fund is accounted for on the modified accrual basis of accounting. Revenues are recorded when available and measurable, and expenditures are recorded when the liability is incurred.

MUNICIPAL COURT TECHNOLOGY FUND BUDGET SUMMARY

	HISTORY		PROJECTED YEAR		BUDGET	% CHANGE
	2020-2021 Actual	2021-2022 Actual	2022-2023 Budget	202-2023 Projected	2023-2024 Proposed	FY2023-2024 vs 2022-2023
Fund Balance, October 1	**$ 126,372**	**$ 133,842**	**$138,492**	**$138,217**	**$135,117**	
Revenues:						
Municipal Court Technology Fee	15,590	14,984	17,000	13,000	15,000	-11.8%
Interest Earnings	153	870	100	5,000	5,000	4900.0%
Operating Revenues	**$ 15,743**	**$ 15,854**	**$ 17,100**	**$ 18,000**	**$ 20,000**	**17.0%**
Total Available Resources	**$ 142,115**	**$ 149,696**	**$ 155,592**	**$ 156,217**	**$ 155,117**	**-0.3%**
Expenditures:						
Supplies	0	0	0	0	0.0	0.0%
Contractual/Sundry	6,949	6,495	6,500	6,500	9,050	39.2%
Capital	1,324	4,984	14,600	14,600	15,850	8.6%
Operating Expenditures	8,273	11,479	21,100	21,100	24,900	18.0%
Transfer to Internal Service (Equipmer	0	0	0	0	0	
TOTAL OPERATING & TRANSFERS	**$ 8,273**	**$ 11,479**	**$ 21,100**	**$ 21,100**	**$ 24,900**	**18.0%**
Fund Balance, September 30	$133,842	$138,217	$134,492	$135,117	$130,217	
CHANGE IN FUND BALANCE	$7,470	$4,375	($4,000)	($3,100)	($4,900)	

FINANCE - COURT TECHNOLOGY

SIGNIFICANT BUDGET CHANGES

Fiscal Year 2023-2024 Compared to Fiscal Year 2022-2023 Budget

DESCRIPTION	CATEGORY	ONE-TIME	ON-GOING	CHANGE EXPLANATION
CHANGES:				
Special Services	Contractual/Sundry		($1,300)	Tyler Notify adjustment
Special Services	Contractual/Sundry		($1,500)	misc. needs adjustment
Special Services	Contractual/Sundry		$850	jury duty module
Special Services	Contractual/Sundry		$1,000	snap engage
Special Services	Contractual/Sundry		$3,500	online records
Other Equipment	Capital Outlay	($2,500)		ticket writers adjustment
Other Equipment	Capital Outlay	$2,750		ticket writers warranty
Other Equipment	Capital Outlay	$2,000		misc. needs adjustment
Other Equipment	Capital Outlay	($1,000)		ticket writer printers adjustment
TOTALS:		**$1,250**	**$2,550**	

$3,800 **NET INCREASE/DECREASE**

SPECIAL REVENUE FUNDS

MUNICIPAL COURT TRUANCY PREVENTION – FUND 27

The Municipal Court Juvenile Case Manager Fee was established in the Texas Legislative session to allow a $5 assessment on fines for misdemeanor offenses. The assessment allows municipalities to fund the salaries for a juvenile case manager. During the 2020 Legislative Session the name was changed to Truancy Prevention with SB346.

The fund is accounted for on the modified accrual basis of accounting. Revenues are recorded when available and measurable, and expenditures are recorded when the liability is incurred.

MUNICIPAL COURT TRUANCY FUND BUDGET SUMMARY

	HISTORY		PROJECTED YEAR		BUDGET	% CHANGE
	2020-2021 Actual	2021-2022 Actual	2022-2023 Budget	2022-2023 Projected	2023-2024 Proposed	FY2023-2024 VS 2022-2023
Fund Balance, October 1	**$ 92,656**	**$ 82,556**	**$69,856**	**$71,002**	**$52,252**	
Revenues:						
Truancy Prevention Fee	19,461	18,734	20,000	17,000	17,000	-15.0%
Interest Earnings	71	524	0	0	0	0.0%
Operating Revenues	**$ 19,532**	**$ 19,259**	**$ 20,000**	**$ 17,000**	**$ 17,000**	**-15.0%**
Total Available Resources	**$ 112,188**	**$ 101,815**	**$ 89,856**	**$ 88,002**	**$ 69,252**	**-22.9%**
Expenditures:						
Personnel	20,010	21,157	24,610	24,250	26,650	8.3%
Contractual/Sundry	9,622	9,656	11,500	11,500	11,500	0.0%
Operating Expenditures	29,632	30,813	36,110	35,750	38,150	5.6%
TOTAL OPERATING & TRANSFERS	**$ 29,632**	**$ 30,813**	**$ 36,110**	**$ 35,750**	**$ 38,150**	**5.6%**
Fund Balance, September 30	$82,556	$71,002	$53,746	$52,252	$31,102	
CHANGE IN FUND BALANCE	($10,100)	($11,554)	($16,110)	($18,750)	($21,150)	

SPECIAL REVENUE FUNDS

TRAFFIC SAFETY – FUND 28

This fund is to account for civil or administrative penalties to no more than $75 and late penalties to no more than $25. Legislation passed by the 80th Texas Legislature allowed a local government entity to use a photographic traffic signal enforcement system. One-half the net revenue from this fund is remitted to the Texas Comptroller for deposit into a Regional Trauma Account. The City's traffic signal enforcement system was established December, 2010. In June, 2019 during the 86th Legislature, the traffic signal enforcement system was eliminated with HB1631. Funding for traffic safety programs are now covered by the City's General Fund.

TRAFFIC SAFETY FUND BUDGET SUMMARY

	HISTORY		PROJECTED YEAR		BUDGET
	2020-2021 Actual	2021-2022 Actual	2022-2023 Budget	2022-2023 Projected	2023-2024 Proposed
Fund Balance, October 1	**$353,613**	**$33,956**	**$33,956**	**$34,093**	**$34,293**
Revenues:					
Traffic Safety Fee	0	0	0	0	0
Other Revenue	0	0	0	0	0
Interest Earnings	701	136	0	200	0
Operating Revenues	**$ 701**	**$ 136**	**$ -**	**$ 200**	**$ -**
Total Available Resources	**$ 354,314**	**$ 34,093**	**$ 33,956**	**$ 34,293**	**$ 34,293**
Expenditures:					
Personnel/Training Expenses	316,582	0	0	0	0
Supplies & Equipment	3,776	0	0	0	0
Other Equipment	0	0	0	0	34,000
Traffic Safety Fees	0	0	0	0	0
Total Operating Expenditures	**320,358**	**0**	**0**	**0**	**34,000**
Operating Transfers-Out					
To Gen Fund	0	0	0	0	0
To State Trauma Center	0	0	0	0	0
Total Operating Transfers-Out	0	0	0	0	0
TOTAL OPERATING & TRANSFERS	$ 320,358	$ -	$ -	$ -	$ 34,000
Fund Balance, September 30	$33,956	$34,093	$33,956	$34,293	$293
CHANGE IN FUND BALANCE	($319,657)	$136	$0	$200	($34,000)

JURY FEES FUND – FUND 29

The Jury Fee Fund was established in FY2019-2020 with the passage of SB346 by Texas during the 86th Legislature Session taking effect January 1, 2020. The Senate Bill enacted changes to the fines, fees, and court costs landscapes. These fees are assessed upon conviction of any fine-only misdemeanor, including a parking or pedestrian offense.

This fee is used to fund juror reimbursements and otherwise finance jury services.

JURY FEE FUND BUDGET SUMMARY

	HISTORY		PROJECTED YEAR		BUDGET	%CHANGE
	2020-2021 Actual	2021-2022 Actual	2022-2023 Budget	2022-2023 Projected	2023-2024 Proposed	FY2023-2024 vs 2022-2023
Fund Balance, October 1	**$205**	**$562**	**$812**	**$913**	**$1,213**	
Revenues:						
Jury Fees	357	351	300	300	300	0.0%
Interest Earnings	0	0	0	0	0	0.0%
Total Revenues	**$357**	**$351**	**$300**	**$ 300**	**$ 300**	**0.0%**
Total Available Resources	**$562**	**$913**	**$1,112**	**$ 1,213**	**$ 1,513**	**36.1%**
Expenditures:						
Juror Reimbursements	0	0	0	0	0	0.0%
Jury Services	0	0	0	0	0	0.0%
Expenditures	**$0**	**$0**	**$0**	**$0**	$0	**0.0%**
TOTAL EXPENDITURES	**$0**	**$0**	**$0**	**$0**	**$0**	**0.0%**
Fund Balance, September 30	**$562**	**$913**	**$1,112**	**$1,213**	**$1,513**	
CHANGE IN FUND BALANCE	**$357**	**($562)**	**$300**	**$300**	**$300**	

PROPRIETARY FUNDS

STORM DRAIN FUND	FUND 15
WATER & SEWER UTILITY ENTERPRISE FUND	FUND 40
FLEET INTERLOCAL FUND	FUND 21
EQUIPMENT REPLACEMENT FUND	FUND 22

PROPIETARY FUNDS

Storm Drain Utility Enterprise Fund

The Storm Drain Utility Enterprise is a proprietary fund. Its purpose is to account for operations that are financed and operated in a manner similar to private business enterprises where the intent of the City Council is that cost of providing services to the general public on a continuing basis be financed or recovered primarily through use charges.

This fund is used to account for user fees charged per residential and commercial unit to enhance drainage of properties within the City. All activities necessary to provide such services are accounted for in this fund, including but not limited to, administration, operations and maintenance.

Accounting records for the Storm Drain Utility Fund are maintained on the accrual basis.

Where Does the Money Come From?

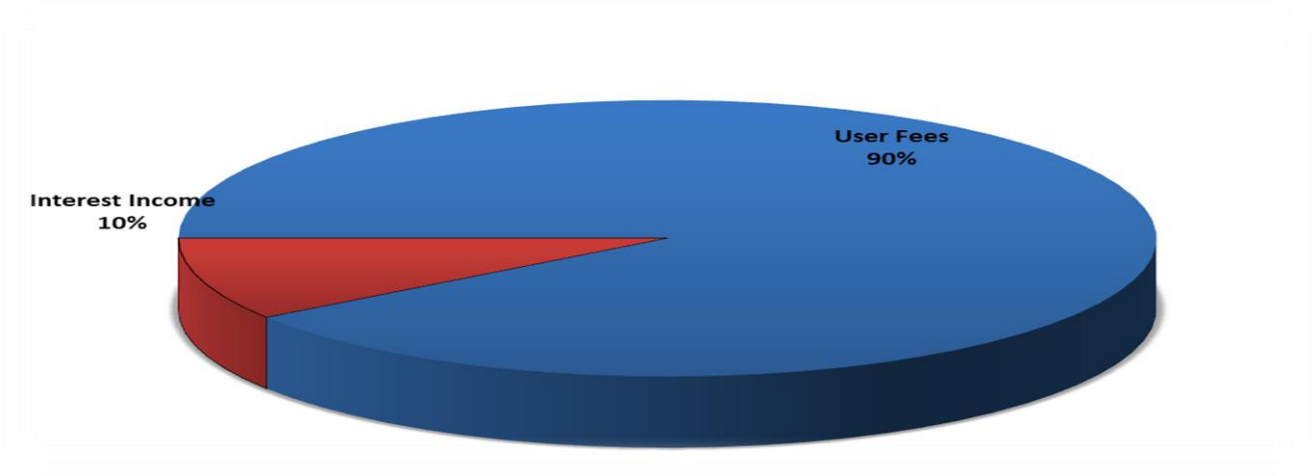

Where Does the Money Go?

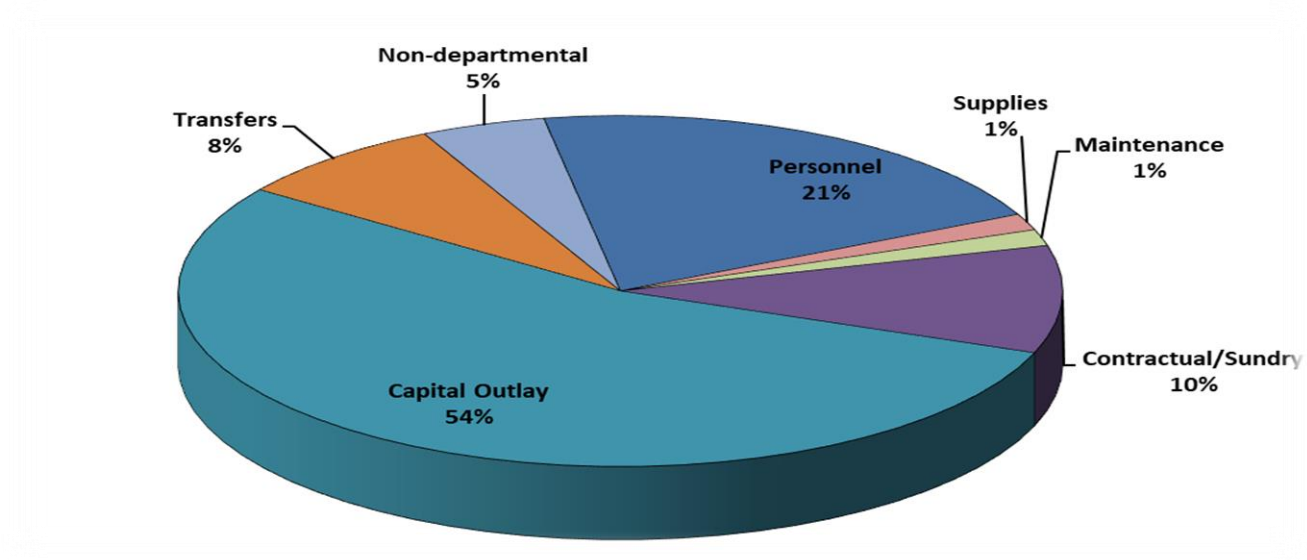

PROPRIETARY FUNDS

STORM DRAIN UTILITY BUDGET SUMMARY
FUND 15

	HISTORY		PROJECTED YEAR		BUDGET
	2020-2021 Actual	2021-2022 Actual	2022-2023 Budget	2022-2023 Projected	2023-2024 Proposed
Working Capital, October 1*	**$3,322,231**	**$3,321,060**	**$2,846,045**	**$4,035,700**	**$4,319,700**
Revenues:					
Operating Revenues	1,475,731	1,479,826	1,480,000	1,485,000	1,485,000
Interest Income	7,324	29,222	2,000	140,000	160,000
Other Revenue/Grant	86,161	27,400	0	0	0
Total Revenues	**$ 1,569,216**	**$ 1,536,448**	**$ 1,482,000**	**$ 1,625,000**	**$ 1,645,000**
Total Available Resources	**$ 4,891,447**	**$ 4,857,508**	**$ 4,328,045**	**$ 5,660,700**	**$ 5,964,700**
Expenditures:					
Personnel	388,449	285,428	468,500	443,900	506,800
Supplies	18,570	18,188	37,400	37,400	37,400
Maintenance	8,964	10,284	37,000	37,000	37,000
Contractual/Sundry	109,078	139,331	198,500	297,800	356,200
Depreciation (non-exp)	416,924	444,350	0	0	0
Total Operating Expenditures	592,886	548,858	741,400	816,100	937,400
Operating Transfers-Out					
To General Fund	73,500	73,500	73,500	73,500	74,000
To Internal Service Fund	0	0	0	0	120,000
Total Operating Transfers-Out	73,500	73,500	73,500	73,500	194,000
Operating Surplus/(Deficit)	$902,830	$914,090	$ 667,100	$ 735,400	$ 513,600
CAPITAL PROJECTS	277,199	158,399	2,706,160	451,400	1,331,300
TOTAL OPERATING & TRNSFRS&CAP	$ 943,585	$ 780,757	$ 3,521,060	$ 1,341,000	$ 2,462,700
Working Capital, September 30	$3,947,861	$4,076,750	$806,985	$4,319,700	$3,502,000
CHANGE IN NET ASSETS	$625,630	$755,690	($2,039,060)	$284,000	($817,700)

*** Working Capital adjusted to CAFR first of year**

Public Works
Storm Drain
Fund 15

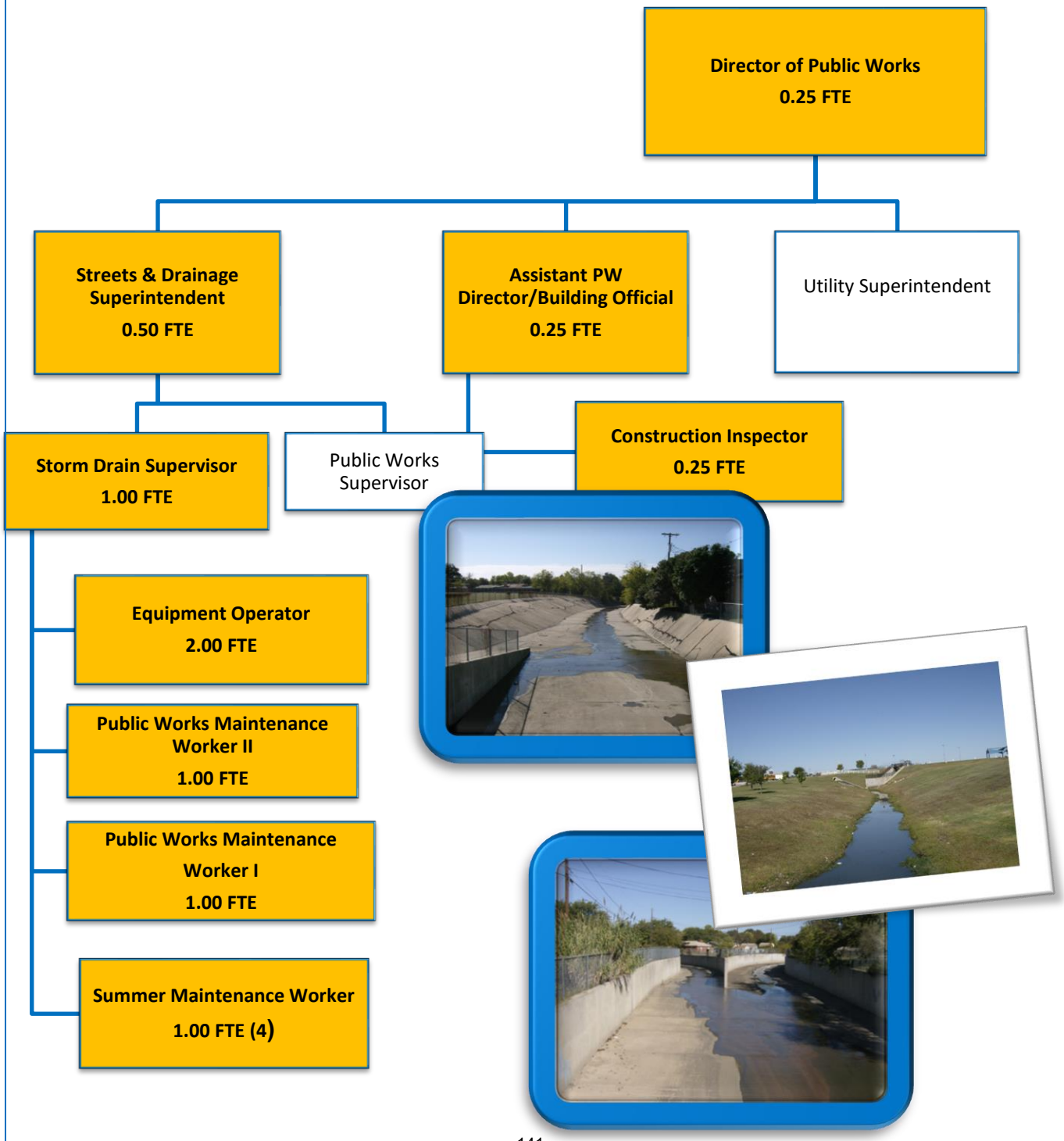

DEPARTMENT	PUBLIC WORKS
DIVISION/ACTIVITY	STORM DRAIN UTILITY

MISSION/PROGRAMS/SERVICES

- Perform maintenance on concrete and earthen channels, as well as the maintenance of ditches in the City owned right of ways to keep City in compliance with MS4 Stormwater Management.
- Clean and maintain curb and gutters, storm drain inlets, junction boxes and underground storm system boxes.
- Operate Street Sweeper to sweep each street a minimum of 2 times annually.
- Place and retrieve mosquito traps for West Nile and Zika virus testing in coordination with Tarrant County Health Department

FY2022-2023 HIGHLIGHTS/ACHIEVEMENTS

- Swept all city streets 2 times annually in compliance with Stormwater Management Program
- Rebuilt failed sections of Gayle Channel (B2) walls to improve erosion issues affecting residents' property.
- Maintain Channels
- Cleared all city flumes of overgrowth and vegetation, improving storm runoff, continuing maintenance.
- Placed and retrieved mosquito traps for West Nile and Zika virus testing in coordination with Tarrant County Health Department
- Assisted in emergency response for 2023 winter storm – Street sanding and emergency response.
- Rebuilding phase of staff recruitment

FY2023-2024 GOALS/OBJECTIVES

- Staff Recruitment for vacant positions and retention
- Convert Part Time positions to Full time employee – PIP submitted.
- Add maintenance Worker I position to Division – PIP submitted.
- Sweep all City streets on an alternating monthly schedule.
- Maintain channels, repair erosion areas and coordinate repairs for damaged walls.
- Place and retrieve mosquito traps for West Nile and Zika virus testing in coordination with Tarrant County Health Department
- Apply for grant opportunities for sidewalks such as Safe Routes to School.
- Assist Street Division with operational needs including emergency storm response.

MAJOR BUDGETARY ISSUES AND OPERATIONAL TRENDS

- Ongoing staffing issues – recruitment and retention
- Unstable cost of fuel and lubricants
- Rising material costs including concrete and contractor's fees

DEPARTMENT	PUBLIC WORKS				
DIVISION / ACTIVITY	STORM DRAIN UTILITY				
		2021-2022 ACTUAL	2022-2023 BUDGET	2022-2023 PROJECTED	2023-2024 PROPOSED
EXPENDITURES					
Personnel		$285,428	$468,500	$443,900	$506,800
Supplies		$18,188	$37,400	$37,400	$37,400
Maintenance		$10,284	$37,000	$37,000	$37,000
Contractual/Sundry		$139,331	$198,500	$297,800	$356,200
Capital Outlay		$602,749	$2,706,160	$451,400	$1,331,300
Transfers		$73,500	$73,500	$73,500	$194,000
TOTAL		**$1,129,481**	**$3,521,060**	**$1,341,000**	**$2,462,700**
PERFORMANCE MEASURES					
Input / Demand					
City Streets Maintained - Street Sweeper		88	88	88	88
Channels & ROWs miles maintained		23	23	22	22
Mosquito Testing 2023 Season - Weeks		32	31	31	31
Output / Workload					
Miles of Channels/ROW Contractor Maintenance Inspected		50%	100%	100%	100%
% Crew Mowing & Trimming		70%	40%	40%	40%
% Crew Tree Trimming Channels & ROW		10%	20%	20%	20%
% Crew Drainage Maintenance		20%	40%	40%	40%
Efficiency Measures					
M & O budget per Capita		$47.52	$144.31	$54.96	$104.12
M & O budget percentage of city budget		2.12%	5.70%	2.17%	3.68%
Effectiveness Measures	***Goals***				
Channel & ROW Contractor Maintained					
Maintain Channels Mowing & Trimming	2,5	55%	100%	100%	100%
Street Sweeping	2,5	75%	100%	100%	100%
Channel & ROW Tree Trimming	2,5	90%	100%	100%	100%
Mosquito trapping 2 sites	2	100%	100%	100%	100%

PUBLIC WORKS - STORM DRAIN

SIGNIFICANT BUDGET CHANGES

Fiscal Year 2023-2024 Compared to Fiscal Year 2022-2023 Budget

DESCRIPTION	CATEGORY	ONE-TIME	ON-GOING	CHANGE EXPLANATION
Personnel	Personnel		$38,300	benefits, retention, COLA/merit & TMRS adjustments
Special Services	Contractual/Sundry		($3,300)	GIS consulting services adjustment
Contract/Outsource Svcs	Contractual/Sundry		$161,000	channel, right of ways mowing adjustment
Storm Drain Improvements	Capital Outlay	($1,374,860)		capital projects adjustment
Transfers	Transfers	$120,500		transfer to internal services fund
TOTALS:		**($1,254,360)**	**$196,000**	

($1,058,360) **NET INCREASE/DECREASE**

PROPIETARY FUNDS

Water and Sewer Utility Operating Fund

The Water and Sewer Utility Fund is one of two enterprise funds of the City. Its purpose is to account for operations that are financed and operated in a manner similar to private business enterprises. The intent of the City Council is that cost of providing services to the general public on a continuing basis be financed or recovered primarily through user charges. Watauga implemented Water and Sewer rates in 1996 as a result of the system purchase from North Richland Hills. A pass-through rate change was made effective in 2001 based on actual charges incurred by wholesalers. In December 2011, rates were increased in order to make this fund self- sustaining and to begin water and wastewater line improvements. A utility rate study was performed in FY2018-2019 that resulted in an increase to the water and sewer base rate and consumption charges.

This fund is used to account for user fees charged to residential and commercial units located within the City of Watauga. All activities necessary to providing such services are accounted for in this fund, including, but not limited to, administration, operations, maintenance, and billing and collections. Accounting records for the Water and Sewer Utility Fund are maintained on the accrual basis.

Where Does the Money Come From?

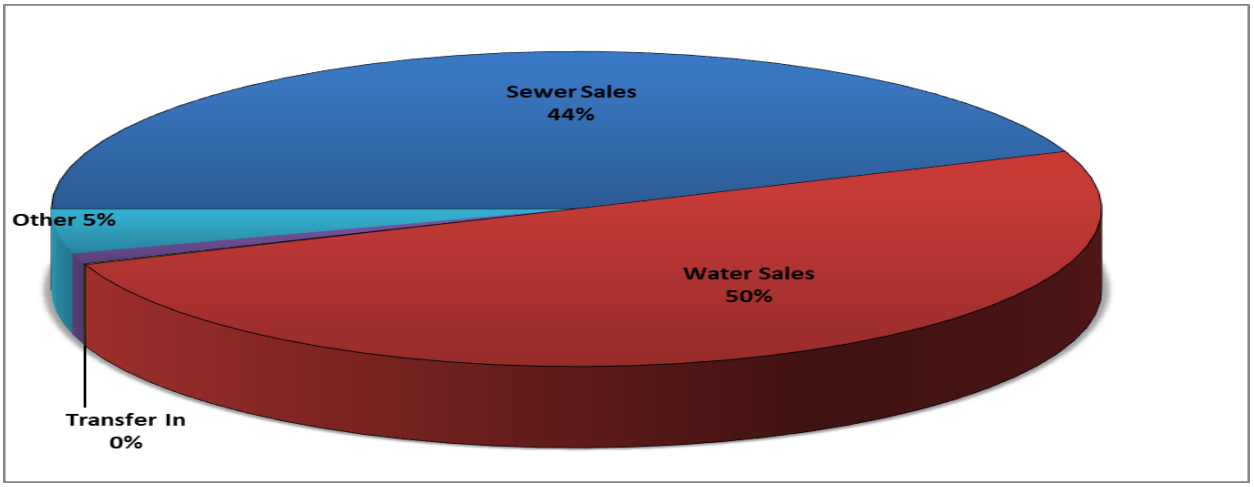

Where Does the Money Go?

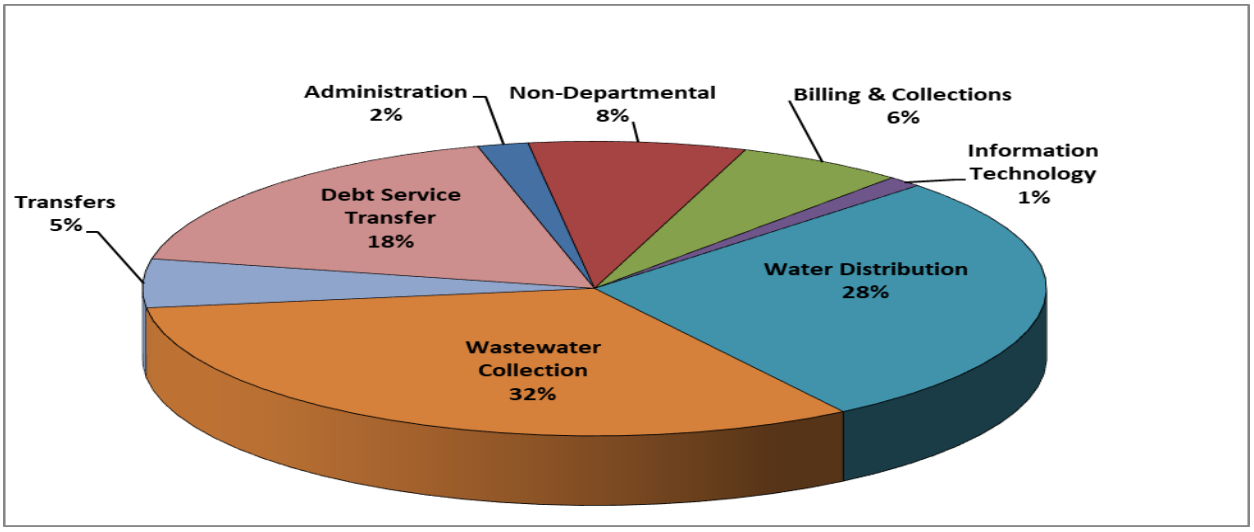

PROPRIETARY FUNDS

WATER SEWER UTILITY BUDGET SUMMARY - FUND 40

	HISTORY		CURRENT YEAR		
	2020-2021 Actual	2021-2022 Actual	2022-2023 Budget	2023-2024 Projected	2023-2024 Budget
Retained Earnings, October 1	**$ 1,571,504**	**$ 2,689,094**	**$ 2,734,712**	**$ 3,068,334**	**$ 2,804,570**
Revenues:					
Water Sales	4,679,157	5,208,540	4,900,000	5,000,000	4,950,000
Sewer Sales	3,828,805	4,098,737	4,140,000	4,050,000	4,350,000
Other Revenue	432,958	452,361	451,000	452,000	451,000
Interest Income	4,587	24,451	10,000	107,000	110,000
Operating Revenues	**$ 8,945,506**	**$ 9,784,090**	**$ 9,501,000**	**$ 9,609,000**	**$ 9,861,000**
Operating Transfers-In:					
Transfers In JUF - Other	10,701	611	10,000	10,000	10,000
Total Available Resources	**$ 10,527,711**	**$ 12,473,794**	**$ 12,245,712**	**$ 12,687,334**	**$ 12,675,570**
Expenditures:					
Administration	152,952	144,958	170,100	170,000	185,200
Non-Departmental	644,034	762,761	745,280	760,580	794,980
Billing & Collections	491,846	534,874	585,760	577,360	615,410
Information Technology	92,068	92,524	112,990	111,790	126,990
Water Distribution	2,217,721	2,639,706	2,818,615	2,747,220	2,865,830
Wastewater Collection	2,088,525	2,786,489	2,745,114	3,099,814	3,284,614
Total Operating Expenditures	5,687,144	6,961,312	7,177,859	7,466,764	7,873,024
Operating Transfers-Out					
To General Fund	430,000	430,000	440,000	440,000	440,000
To Joint Use Facility Fund	34,149	34,149	60,000	60,000	60,000
To CO Debt Service	1,598,324	1,760,000	1,726,000	1,726,000	1,800,000
To Revenue Bond Debt Service	0	0	0	0	0
To Water/Wastewater Construction	0	140,000	140,000	140,000	0
Total Operating Transfers-Out	2,062,473	2,364,149	2,366,000	2,366,000	2,300,000
Operating Surplus/(Deficit)	$ 1,206,590	$ 459,239	(32,859)	(213,764)	(302,024)
Transfers to Sustainability Funds					
To Equipment Repl. - Current Year	89,000	79,999	50,000	50,000	45,000
Total Transfers to Sustainability Funds	89,000	79,999	50,000	50,000	45,000
Net Income Before Transfers	3,269,063	2,823,388	2,333,141	2,152,236	1,997,976
TOTAL OPERATING & TRANSFERS	$ 7,838,617	$ 9,405,460	$ 9,593,859	$ 9,882,764	$ 10,218,024
Retained Earnings, September 30	**$ 2,689,094**	**$ 3,068,334**	**$2,651,853**	**$2,804,570**	**$2,457,546**
CHANGE IN NET ASSETS	$1,117,590	$379,240	($82,859)	($263,764)	($347,024)
% OF EXPENDITURES	33%	32%	27%	28%	24%

Water and Sewer Fund
Fund 40-010

City Manager

Director of Human Resources & Civil Service
0.50 FTE

Director of Finance
0.25 FTE

Assistant Finance Director
0.50 FTE

PROPRIETARY FUNDS

DEPARTMENT: WATER & SEWER FUND
DIVISION / ACTIVITY: ADMINISTRATION

	2021-2022 ACTUAL	2022-2023 BUDGET	2022-2023 PROJECTED	2023-2024 PROPOSED
EXPENDITURES				
Personnel	$144,958	$170,100	$170,000	$185,200
Supplies	$0	$0	$0	$0
Maintenance	$0	$0	$0	$0
Contractual/Sundry	$0	$0	$0	$0
Capital Outlay	$0	$0	$0	$0
TOTAL	**$144,958**	**$170,100**	**$170,000**	**$185,200**
PERSONNEL				
Director of Finance	0.25	0.25	0.25	0.25
Assistant Finance Director	0.50	0.50	0.50	0.50
Director of HR & CS	0.50	0.50	0.50	0.50
TOTAL	1.25	1.25	1.25	1.25

MISSION/PROGRAMS/SERVICES:

Responsible for the planning, development, programming, and management of activities and services provided to the citizens through Human Resources and Finance departments.

This department includes only personnel costs associated with these services provided.

DEPARTMENT: WATER & SEWER FUND
DIVISION/ACTIVITY: NON-DEPARTMENTAL

MISSION/PROGRAMS/SERVICES

- Management has initiated programs to define the costs in this budget that may not be specifically identifiable to any operational budget.
- Examples of costs here include:
  - general liability insurance
  - city-wide computer leases
  - copier costs
  - merchant fees
  - contingency
  - worker's compensation
  - vacation buy-back
  - retirement costs
  - general administrative costs

FY2022-2023 HIGHLIGHTS/ACHIEVEMENTS

- Continued to address employee compensation issues
- Continued to address employee retention issues
- Continued to manage city COVID cases
- Reduced unemployment chargebacks in comparison to previous years

FY2023-2024 GOALS/OBJECTIVES

- Continue addressing employee compensation issues
- Continue addressing employee retention issues
- Implement employee referral bonus program
- Maintain financial and employment law compliance

MAJOR BUDGETARY ISSUES AND OPERATIONAL TRENDS

- Inflation continues to rise which increases expenditures
- Health insurance benefit premiums
- Ensuring adequate staffing numbers

DEPARTMENT: WATER & SEWER FUND
DIVISION / ACTIVITY: NON DEPARTMENTAL

	2021-2022 ACTUAL	2022-2023 BUDGET	2022-2023 PROJECTED	2023-2024 PROPOSED
EXPENDITURES				
Personnel	$15,372	$23,000	$20,000	$20,000
Supplies	$461	$500	$900	$1,000
Maintenance	$0	$0	$0	$0
Contractual/Sundry	$739,316	$721,780	$739,680	$726,480
Capital Outlay	$7,612	$0	$0	$47,500
TOTAL	**$762,761**	**$745,280**	**$760,580**	**$794,980**

PROPRIETARY FUND NON-DEPARTMENTAL
2023-2024 BUDGET

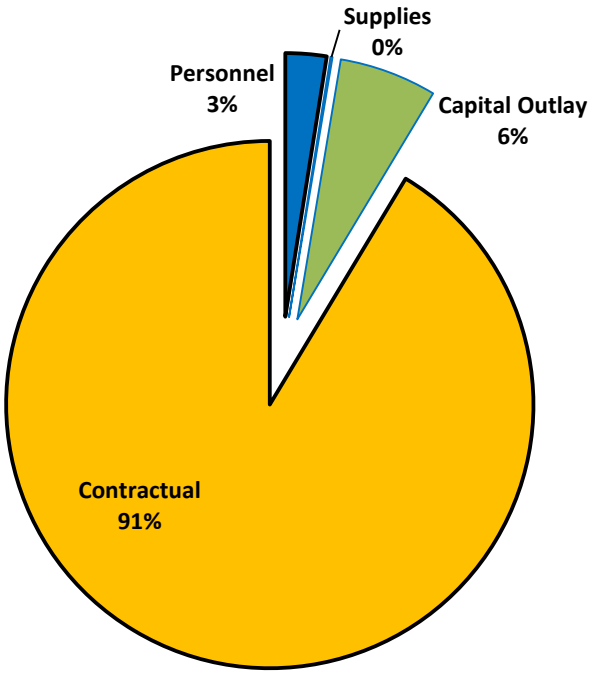

WATER & SEWER FUND

NON-DEPARTMENTAL

SIGNIFICANT BUDGET CHANGES

Fiscal Year 2023-2024 Compared to Fiscal Year 2022-2023 Budget

DESCRIPTION	CATEGORY	ONE-TIME	ON-GOING	CHANGE EXPLANATION
Personnel	Personnel Services		($3,000)	dependent health adjustment
Event Refreshments	Supplies		$500	costs & needs adjustment
Special Services	Contractual/Sundry		($3,300)	GIS consulting adjustment
Special Services	Contractual/Sundry		($2,000)	coffee service adjustment
Merchant/Bank Charges	Contractual/Sundry		$10,000	estimated adjustment
Other Equipment	Capital Outlay	$47,500		elevator upgrade (one time NR FY23-24)
TOTALS:		**$47,500**	**$2,200**	

$49,700 **NET INCREASE/DECREASE**

Finance
Utility Billing & Collections
Fund 40-045

Director of Finance

Utility Billing Administrator
1.00FTE

Assistant Director of Finance

Utility Billing Representative
2.00FTE

Financial Services Technician II
.50FTE

Water Service Field Representative
4.00FTE

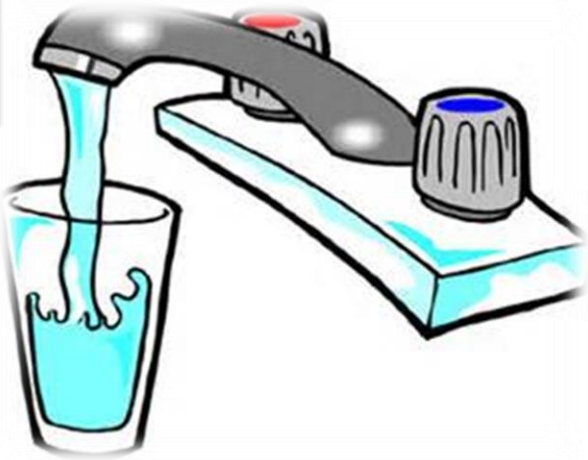

DEPARTMENT	FINANCE
DIVISION/ACTIVITY	UTILITY BILLING AND COLLECTIONS

MISSION/PROGRAMS/SERVICES

Provide customers with the best service possible for prompt administration of their utility accounts. Perform duties in such a way as to protect the assets of the City and its citizens. Continue to seek ways to raise the level and quality of customer service provided by this office through continuous training. Ensure accurate reading of meters by properly maintaining meters and correctly read water customers' meters in a timely manner to meet billing cycle schedules.

Provided services include:

- Establishing new accounts and updating existing accounts
- Handle customer inquiries
- Meter reading
- Initiate work orders
- Process delinquent accounts
- Bill and process customer payments
- Receipting and posting the financial activity for other City departments
- Our Field Service Representatives change out meters, perform meter box maintenance and installations, as well as assist with other departments

FY2022-2023 HIGHLIGHTS/ACHIEVEMENTS

- Continued with the meter replacement program and meter lid replacement program
- Continued focus on essential succession planning and cross training for personnel in the office and in the field
- Transitioned to Tyler Content Manager for digital document storage
- Researched automated meter technology for future application

FY2023-2024 GOALS/OBJECTIVES

- Continue cross training for new personnel
- Continue improvement of City website to ensure information is readily available for customers
- Continue Tyler product enhancements within budget parameters

MAJOR BUDGETARY ISSUES AND OPERATIONAL TRENDS

- Monthly wholesale water and wastewater collection costs continue to increase

DEPARTMENT	FINANCE
DIVISION / ACTIVITY	UTILITY BILLING AND COLLECTIONS

		2021-2022 ACTUAL	2022-2023 BUDGET	2022-2023 PROJECTED	2023-2024 PROPOSED
EXPENDITURES					
Personnel		$435,354	$481,400	$472,700	$503,050
Supplies		$60,132	$56,100	$58,400	$58,100
Maintenance		$7,470	$8,000	$9,000	$8,000
Contractual/Sundry		$31,918	$40,260	$37,260	$40,760
Capital Outlay		$0	$0	$0	$5,500
TOTAL		**$534,874**	**$585,760**	**$577,360**	**$615,410**
PERFORMANCE MEASURES					
Input / Demand					
Service orders		3,758	5,000	5,000	5,000
Number of water billings		99,846	100,000	100,000	100,000
Number of wastewater billings		99,846	100,000	100,000	100,000
Number of water account		8,362	8,400	8,400	8,400
Number of wastewater accounts		8,362	8,400	8,400	8,400
Meters read annually		101,796	101,000	104,000	104,000
Output / Workload					
New accounts		1,167	1,200	1,200	1,200
Transfers		16	25	25	25
Billing cycles		5	5	4	4
Meters replaced		111	300+	300	300
Cu. Ft. billed - water		88,988,819	92,000,000	92,000,000	92,000,000
Cu. Ft. billed - wastewater		63,574,239	75,000,000	75,000,000	75,000,000
Efficiency Measures					
Budget per capita		$22.50	$24.01	$23.66	$26.02
Percentage of city budget		1.01%	9.49%	0.94%	0.92%
Delinquent cut-off water customer		1,257	1,500	1,500	1,500
Effectiveness Measures	***Goals***				
% of same day service	2	100%	100%	100%	100%
% of accurate readings	2	100%	100%	100%	100%
% of revenues recorded within 24 hours	2	100%	100%	100%	100%
% of complaints addressed within 3 days	2	100%	100%	100%	100%

FINANCE - UTILITY BILLING

SIGNIFICANT BUDGET CHANGES

Fiscal Year 2023-2024 Compared to Fiscal Year 2022-2023 Budget

DESCRIPTION	CATEGORY	ONE-TIME	ON-GOING	CHANGE EXPLANATION
CHANGES:				
Personnel	Personnel Services		$21,650	benefits, retention, position, COLA/merit & TMRS adj.
Vehicle Fuels & Lubricants	Supplies		$2,000	analysis adjustment
Printing & Binding	Contractual/Sundry		$500	door hangers
Other Equipment	Capital Outlay	$5,500		mobile work order app (one time NR FY23-24)
TOTALS:		**$5,500**	**$24,150**	

$29,650 **NET INCREASE/DECREASE**

Information Technology
Fund 40-050

City Manager

Chief Information Officer
0.50 FTE

DEPARTMENT	WATER & SEWER FUND
DIVISION/ACTIVITY	INFORMATION TECHNOLOGY

MISSION/PROGRAMS/SERVICES

To provide for the operations and development of the City through the implementation and support of cost effective technologies which enhance the efficiencies of City staff while facilitating effective information flow between the City and its citizens.

Programs and Services:

- Networking, Hardware and Software, Telecommunications, Web Site, Cable Channel, Audio/Video, Building Security and Technical Support and Public Information.

FY2022-2023 HIGHLIGHTS/ACHIEVEMENTS

- Website redesign.
- Switch Replacements – City Hall, PD, Fire, Rec, Library and ACO.
- Firewall Replacement – ACO.
- Police MDT Replacement.
- Exchange to Cloud Migration.
- Add/Expand Backup repositories.
- Upgrade City Wi-Fi APs.
- Helpdesk Upgrade.
- Enhanced City Newsletter.
- Upgrade City Hall Council Chambers AV for Virtual Meetings.
- Replaced PD Server.
- Increased video production.
- Enhanced social media feeds.

FY2023-2024 GOALS/OBJECTIVES

- Cyber Security.
- Enhance backup.
- Upgrade Security Camera System.
- Consolidate DNS records.
- Replace Medic Laptops.
- Improve project management, internal controls, asset management.
- Add/Expand Backup repositories.

MAJOR BUDGETARY ISSUES AND OPERATIONAL TRENDS

- Ongoing difficulty obtaining components with chips.
- Software/Hardware Maintenance price increases averaging 10%.

DEPARTMENT	WATER & SEWER FUND
DIVISION / ACTIVITY	INFORMATION TECHNOLOGY

		2021-2022 ACTUAL	2022-2023 BUDGET	2022-2023 PROJECTED	2023-2024 PROPOSED
EXPENDITURES					
Personnel		$74,706	$83,400	$81,900	$91,100
Supplies		$0	$500	$500	$500
Maintenance		$17,817	$29,090	$29,390	$35,390
Contractual/Sundry		$0	$0	$0	$0
Capital Outlay		$0	$0	$0	$0
TOTAL		**$92,524**	**$112,990**	**$111,790**	**$126,990**
PERFORMANCE MEASURES					
Input / Demand					
PC workstations		153	155	157	160
LAN servers		15	12	18	17
Printers		67	30	6	6
Laptops		74	62	90	90
Digital signage or conference displays		10	10	10	10
Audio / video systems		3	2	3	3
Smart boards		3	3	3	3
PBX switches		1	1	0	0
Telephones		131	132	136	131
Output / Workload					
Number of help desk calls		5,819	5,100	8,186	8,000
Efficiency Measures					
M & O budget per Capita		$3.89	$4.63	$4.58	$5.37
M & O budget percentage of city budget		0.17%	0.18%	0.18%	0.19%
Effectiveness Measures	***Goals***				
Survey satisfaction rate	1, 3, 4, 5	98%	95%	95%	95%
Problem resolution / repair of systems:	1, 3, 4, 5				
% completed within 1 business day	1, 3, 4, 5	95%	95%	95%	95%
% completed in more than 1 business day	1, 3, 4, 5	5%	5%	5%	5%
% priority service calls closed within 4 hrs	1, 3, 4, 5	99%	99%	99%	99%
Public safety dispatch system up time	1, 3, 4, 5	99%	99%	99%	99%
Computer systems & networks up time	1, 3, 4, 5	99%	99%	99%	99%

WATER/SEWER FUND

INFORMATION TECHNOLOGY

SIGNIFICANT BUDGET CHANGES

Fiscal Year 2023-2024 Compared to Fiscal Year 2022-2023 Budget

DESCRIPTION	CATEGORY	ONE-TIME	ON-GOING	CHANGE EXPLANATION
Personnel	Personnel Services		$7,700	benefits, retention, COLA/merit & TMRS adjustments
Software Maintenance	Maintenance		$2,300	Microsoft subscription adjustment
Software Maintenance	Maintenance		$250	output diector increase adjustment
Software Maintenance	Maintenance		$2,750	TCM addition
Software Maintenance	Maintenance		$1,000	exchange server increase adjustment
TOTALS:		**$0**	**$14,000**	

$14,000 **NET INCREASE/DECREASE**

Public Works
Water Distribution
Fund 40-093

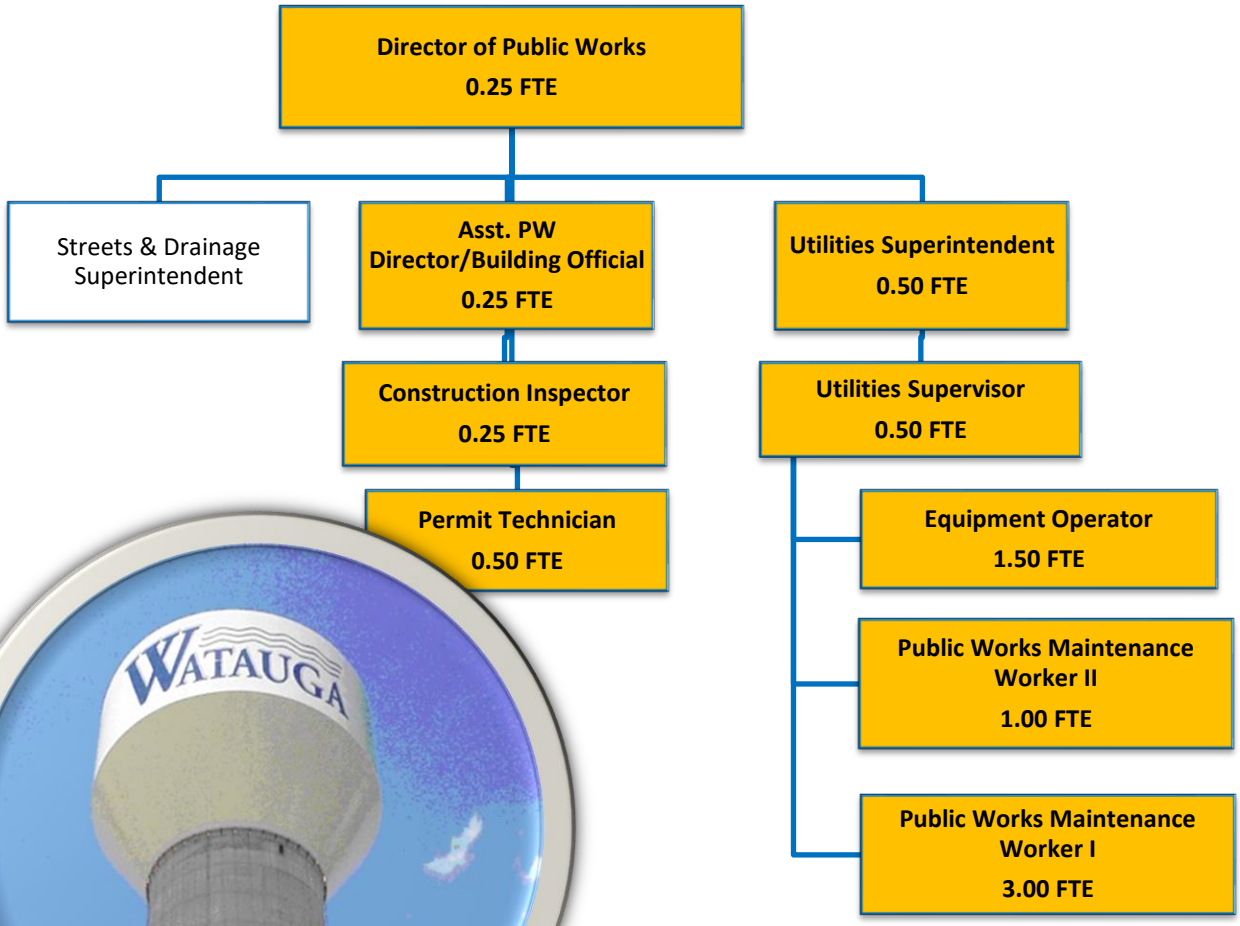

DEPARTMENT	PUBLIC WORKS
DIVISION/ACTIVITY	WATER DISTRIBUTION

MISSION/PROGRAMS/SERVICES

The mission of the City of Watauga Water Department is to provide the highest quality and quantity of water by collecting bacteriological water samples monthly, repairing main breaks, and flushing mains to ensure safe drinking water while providing world class customer service to our citizens.

- The City's water quality meets or exceeds requirements set forth by the Texas Commission on Environmental Quality (TCEQ)
- The City of Watauga Water Department repairs leaks on mains and service lines to prevent loss of water and revenues.
- Strive to provide a world class customer service attitude.

FY2022-2023 HIGHLIGHTS/ACHIEVEMENTS

- The Water Department collected 300 routine bacteriological water samples.
- Maintained 111 miles of water mains in the system.
- Flushed dead end water mains monthly to ensure a high quality of water on dead ends and exercised water main valves.
- Delivered the Consumer Confidence Report to our citizens as well as posted in public places.
- Monitored disinfection levels daily as required by the Texas Commission on Environmental Quality (TCEQ), as well as, provided customer service to our citizens.

FY2023-2024 GOALS/OBJECTIVES

- Compliance with TCEQ regulations will be through continued quarterly and annual operating reports, the Consumer Confidence Report, bacteriological water sampling, tank inspection, dead end water main flushing and valve exercising.
- Water leaks will be repaired in a timely manner.
- The Water Department will continue to provide the highest quality drinking water possible combined with World Class customer service.

MAJOR BUDGETARY ISSUES AND OPERATIONAL TRENDS

- The Water Department must maintain compliance with the Texas Commission on Environmental Quality (TCEQ) regulations to ensure the citizens of Watauga receive the highest quality and quantity of water possible.
- Maintaining our superior water system rating will be accomplished through continued water sampling and water main repairs to prevent water and revenue loss.
- Staff Recruitment

DEPARTMENT	PUBLIC WORKS				
DIVISION / ACTIVITY	WATER DISTRIBUTION				
		2021-2022 ACTUAL	2022-2023 BUDGET	2022-2023 PROJECTED	2023-2024 PROPOSED
EXPENDITURES					
Personnel		$355,636	$524,500	$430,400	$577,700
Supplies		$16,043	$32,800	$33,000	$32,800
Maintenance		$14,195	$39,900	$49,900	$15,900
Contractual/Sundry		$2,251,882	$2,219,415	$2,230,420	$2,234,430
Capital Outlay		$1,950	$2,000	$3,500	$5,000
TOTAL		**$2,639,706**	**$2,818,615**	**$2,747,220**	**$2,865,830**
PERFORMANCE MEASURES					
Input / Demand					
Number of water service calls		133	115	110	120
Miles of water lines maintained		108	108	110	110
Number of fire hydrants maintained		667	667	675	680
Number of Line locate calls		78	60	50	60
Number of Water turn on's / off's		29	40	35	40
Output / Workload					
Percent of dead-end lines flushed monthly		100%	100%	100%	100%
Percent of fire hydrants inspected, lubricated, and tested		60%	60%	60%	60%
Percent of Fire hydrants in service		80%	90%	90%	100%
Number of water samples taken		300	300	300	300
Efficiency Measures					
M & O budget per Capita		$111.05	$115.52	$112.59	$121.16
M & O budget percentage of city budget		4.96%	4.57%	4.45%	4.29%
Effectiveness Measures	***Goals***				
% water unaccounted for (water loss rate)	5	3%	5%	5%	5%
% emergency calls responded - 30 min	2,5	95%	95%	95%	95%
% non-emergency calls responded - 24 hours	5	100%	100%	100%	100%
% main breaks repaired within 24 hours	5	100%	100%	100%	100%

PUBLIC WORKS - WATER DISTRIBUTION

SIGNIFICANT BUDGET CHANGES

Fiscal Year 2023-2024 Compared to Fiscal Year 2022-2023 Budget

DESCRIPTION	CATEGORY	ONE-TIME	ON-GOING	CHANGE EXPLANATION
CHANGES:				
Personnel	Personnel Services		$53,200	benefits, retention, COLA/merit & TMRS adjustments
Communications	Contractual/Sundry		$15	rounding adjustment
Lab Testing	Contractual/Sundry		$1,500	environmental UCMR5 testing - mandated increase
Lab Testing	Contractual/Sundry		$13,500	testing increase costs
Water Meters	Capital Outlay	$2,000		Bursey Road townhomes
Water Meters			$1,000	price increases
REALLOCATIONS:				
Street Maintenance	Maintenance		($24,000)	reallocated to fund 45-020
TOTALS:		**$2,000**	**$45,215**	

$47,215 **NET INCREASE/DECREASE**

Public Works
Wastewater Collection
Fund 40-094



Director of Public Works
0.25 FTE

Streets & Drainage Superintendent

Asst. PW Director/Building Official
0.25 FTE

Construction Inspector
0.25 FTE

Permit Technician
0.50 FTE

Utilities Superintendent
0.50 FTE

Utilities Supervisor
0.50 FTE

Equipment Operator
3.50 FTE

Water Quality Technician
1.00 FTE

Maintenance Worker I
1.00 FTE

DEPARTMENT	PUBLIC WORKS
DIVISION/ACTIVITY	WASTEWATER COLLECTION

MISSION/PROGRAMS/SERVICES

The City of Watauga Wastewater Division:

- Maintains 81 miles of sewer mains.
- Maintain compliance with the Texas Commission on Environmental Quality regulations in monitoring and reporting overflows.
- Perform preventive maintenance flushing of sewer mains to reduce blockages.
- Replace and repair sewer mains and service lines.
- Perform video inspections to locate deficiencies for repair or replacement.
- Perform manhole and main line inspections to identify and repair inflow infiltration.
- Inspect grease and grit traps to ensure customers are in compliance with City ordinances.
- Provide world class customer service to citizens.

FY2022-2023 HIGHLIGHTS/ACHIEVEMENTS

- Performed preventative flushing of sewer mains to prevent blockages and unauthorized sewage bypass.
- Video inspections, manhole inspections for inflow/infiltration
- Repaired and replaced numerous customer sewer service lines in streets and right-of-ways
- Inspected grease traps to ensure compliance with City Ordinance # 1060 to prevent Biochemical Oxygen Demand (BOD) and Total Suspended Solids (TSS) as well as unauthorized discharge.
- Quarterly BOD/TSS sampling

FY2023-2024 GOALS/OBJECTIVES

- Continue video inspections, manhole inspections for inflow/infiltration and preventative maintenance flushing of sewer mains to unstop and prevent sewer main blockages as well as locate problem areas and repair as necessary.
- Major problem areas will be listed for inclusion in the Capital Improvement Plan
- Grease traps will be inspected monthly to ensure compliance with City Ordinances
- Continue to repair or replace old, deteriorated sewer mains.
- Continue to provide world class customer service.

MAJOR BUDGETARY ISSUES AND OPERATIONAL TRENDS

- Must remain in compliance with the Texas Commission on Environmental Quality (TCEQ) regulations.
- Perform routine sewer main cleaning to prevent blockages and unauthorized sewage bypass.
- Repair or replace damaged sewer mains and sewer service lines within the city.
- Perform video inspections to identify problem areas in need of repair or replacement.
- Perform manhole inspections to prevent inflow infiltration.
- Perform grease trap inspections to ensure customers remain in compliance with City Ordinance # 1060
- Staff Recruitment

DEPARTMENT	PUBLIC WORKS				
DIVISION / ACTIVITY	WASTEWATER COLLECTION				
		2021-2022 ACTUAL	2022-2023 BUDGET	2022-2023 PROJECTED	2023-2024 PROPOSED
EXPENDITURES					
Personnel		$348,197	$486,000	$435,200	$619,000
Supplies		$18,366	$24,200	$24,200	$24,200
Maintenance		$2,300	$4,500	$4,500	$4,500
Contractual/Sundry		$2,417,626	$2,230,414	$2,635,914	$2,636,914
Capital Outlay		$0	$0	$0	$0
TOTAL		**$2,786,489**	**$2,745,114**	**$3,099,814**	**$3,284,614**
PERFORMANCE MEASURES					
Input / Demand					
Number of manholes maintained		1,041	1,041	1,045	1,048
Miles of sewer lines maintained		82	85	85	87
Output / Workload					
Sewer service line repairs		26	25	25	28
Miles of sewer line cleaned		5	20	12	30
Number of manholes inspected		140	150	75	150
Number of manholes repaired		15	25	20	25
Efficiency Measures					
M & O budget per Capita		$117.23	$112.50	$127.04	$138.87
M & O budget percentage of city budget		5.24%	4.45%	5.02%	4.91%
Effectiveness Measures	***Goals***				
% backup calls responded within 30 minutes	5	95%	95%	50%	95%
% manholes inspected	5	10%	50%	20%	50%
% sewer lines cleaned	5	20%	50%	30%	50%
% sewer line blockages repaired within 30 days	5	100%	100%	95%	100%

PUBLIC WORKS - WASTERWATER COLLECTION

SIGNIFICANT BUDGET CHANGES

Fiscal Year 2023-2024 Compared to Fiscal Year 2022-2023 Budget

DESCRIPTION	CATEGORY	ONE-TIME	ON-GOING	CHANGE EXPLANATION
Personnel	Personnel Services		$42,000	benefits, retention, COLA/merit & TMRS adjustments
Personnel	Personnel Services		$91,000	positions adjustments
Lab Testing	Contractual/Sundry		$6,500	testing costs increase
Sewer Costs	Contractual/Sundry	$400,000		sewer costs adjustment
TOTALS:		**$400,000**	**$139,500**	

$539,500 **NET INCREASE/DECREASE**

FLEET INTERLOCAL – FUND 21

The Fleet Interlocal fund was established during FY2019-2020 when Council approved a resolution to provide vehicle maintenance services for surrounding government entities.

The Interlocal agreement between the City and entities allows Watauga to provide vehicle maintenance services for a defined fee. This was established in an effort to achieve common objectives relating to the services regarding vehicle maintenance and in the interest of saving taxpayer funding.

Each year the rate schedule set forth in the agreements shall increase per the Consumer Price Index for All Urban Consumers (CPI-U).

FLEET INTERLOCAL FUND BUDGET SUMMARY

	HISTORY		PROJECTED YEAR		BUDGET
	2020-2021 Actual	2021-2022 Actual	2022-2023 Budget	2022-2023 Projected	2023-2024 Proposed
Fund Balance, October 1	**($939)**	**$14,552**	**$43,752**	**$53,471**	**$57,971**
Revenues:					
Other Revenue	68,677	90,503	105,000	100,000	110,000
Interest Earnings	0	0	0	0	0
Total Revenues	$68,677	$90,503	$105,000	**$ 100,000**	**$ 110,000**
Total Available Resources	**$67,738**	**$105,055**	**$148,752**	**$ 153,471**	**$ 167,971**
Expenditures:					
Personnel	8,982	10,774	25,000	15,000	15,000
Supplies	40,752	35,997	55,000	75,000	75,000
Maintenance	3,452	4,814	5,500	5,500	5,500
Expenditures	**$53,186**	**$51,585**	**$85,500**	**$95,500**	**95,500**
TOTAL EXPENDITURES	$53,186	$51,585	$ 85,500	$ 95,500	$ 95,500
Fund Balance, September 30	$14,552	$53,471	$63,252	$57,971	$72,471
CHANGE IN FUND BALANCE	$15,491	$38,918	$19,500	$4,500	$14,500

PROPRIETARY FUNDS

EQUIPMENT REPLACEMENT FUND
Internal Service Fund – 22 Budget Summary

The Internal Service Fund is used to account for the acquisition of various replacement capital items in the City. The objective of the fund is to accumulate sufficient funds to meet the capital needs of the City. The fund is accounted for on the modified accrual basis of accounting. Revenues are recorded when available and measurable, and expenditures are recorded when the liability is incurred.

Beginning in the FY2013-2014 Budget Year, the use of the Equipment Replacement Fund was enhanced for all the City one-time purchases for all funds. We have continued this commitment this year and have evaluated prior year purchase equipment, vehicle, technology, and building maintenance needs. We began funding a portion of these future needs in FY2014-2015 Fiscal Year as the Legacy Program. Transfers for capital financing of major equipment purchases will be made from funds on an annual basis based on the purchases made per fund.

BUDGET SUMMARY

	HISTORY		PROJECTED YEAR		BUDGET
	2020-2021 Actual	2021-2022 Actual	2022-2023 Budget	2022-2023 Projected	2023-2024 Proposed
Working Capital, October 1*	**$1,789,726**	**$1,741,325**	**$1,692,399**	**$1,497,989**	**$2,050,649**
Revenues:					
Total Revenue Charges for Service	**$ 92,890**	**$ 87,721**	**$ 87,660**	**$ 87,660**	**$ 87,660**
Other Revenues:					
Interest Income	4,121	10,168	5,000	55,000	65,000
Total Other Revenue	**$ 4,121**	**$ 10,168**	**$ 5,000**	**$ 55,000**	**$ 65,000**
Transfers-In:					
Total Transfers-In	**$89,000**	**$109,999**	**$50,000**	**$550,000**	**$165,000**
Total Revenues	**$186,011**	**$207,888**	**$142,660**	**$692,660**	**$317,660**
Expenditures:					
Gain/Loss on Equipment	0	(66,243)	0	0	0
Other Equipment - CCD	0	0	0	0	0
Motor Vehicles & Equip W&S	0	0	0	0	45,000
Storm Drain Vehicles and Equip	39,413	0	0	0	40,000
Motor Vehicles - General Fund	0	176,684		0	10,000
Other Equipment - General Fund	0	0	0	**0**	156,200
Technology Replacement - GF	0	35,838	0	0	44,000
Technology Replacement - FIN	0	0	0	0	0
Other Equipment - Fire	0	0	0	0	110,000
Public Works Heavy Equipment	0	0	435,000	85,000	350,000
Furniture and Fixtures/Office Equip	0	4,193	0	0	0
Public Works Vehicles	94,223	116,203	0	0	201,000
Motor Vehicles - Parks	0	0	0	0	0
Recreation and Parks Equipment	0	0	0	0	0
Water Meter Program	0	29,875	50,000	25,000	25,000
Bldg/HVAC/Contingency	48,462	90,367	30,000	30,000	30,000
Depreciation Expense/Transfers Ou	280,366	226,419			
Total Operating Expenditures	**462,464**	**613,336**	**515,000**	**140,000**	**1,011,200**
Operating Surplus/(Deficit)	(276,453)	(405,448)	(372,340)	552,660	(693,540)
Working Capital, September 30*	$1,513,273	$1,335,877	$1,320,059	$2,050,649	$1,357,109

***Adjusted to end of year actual Working Capital**

CIP AND CAPITAL PROJECTS FUNDS

GENERAL CAPITAL FUND	FUND 07
WATAUGA ECONOMIC DEVELOPMENT CAPITAL FUND	FUND 05
UTILITY CONSTRUCTION FUND	FUND 45

PROJECTS	Location	Cost TOTAL	PY'S EXP	REMAINING COST	FUNDING SOURCE	FY22-23 PROJECTED	FY23-24 BUDGET	FY24-25 FORECAST	FY25-26 FORECAST	FY26-27 FORECAST	FY27-28 FORECAST
PARKS		**$2,177,000**	**$33,000**	**$2,144,000**		**$640,000**	**$475,000**	**$1,029,000**	**$0**	**$0**	**$0**
Pole Barn - Parks	Parks Facility Linda Drive	$180,000	$0	$180,000	2020 CO		$180,000				
Whitesbranch Creek Trail	Park Vista	$283,000	$33,000	$250,000	2018 CO	$250,000					
Playground Equipment	*Hillview, Hector Garcia, Capp Smit*	$160,000	$0	$160,000	2022 CO	$160,000					
	Foster Village Park	$80,000	$0	$80,000	2022 CO	$80,000					
Park Vista - Site Project and Playground Equipment	Park Vista	$529,000	$0	$529,000	2018 CO/REV			$529,000			
Foster Village Park Renovation & Eng/Needs Asssessment	Foster Village Park	$325,000	$0	$325,000	2022 CO/REV	$30,000	$295,000				
Trail Lights (Solar)	City-wide	$500,000	$0	$500,000	TBD 2024 CO			$500,000			
Site Amenities Improvements	City- wide	$120,000	$0	$120,000	2018 CO	$120,000					
BUILDING IMPROVEMENTS		**$900,000**	**$0**	**$900,000**		**$20,000**	**$880,000**	**$0**	**$0**	**$0**	**$0**
Fleet Bldg. Expansion & Parking Lot	Virgil Anthony	$900,000	$0	$900,000	2022 CO	$20,000	$880,000				
ECONOMIC DEVELOPMENT PROJECTS		**$500,000**	**$43,550**	**$456,450**		**$0**	**$456,450**	**$0**	**$0**	**$0**	**$0**
Food Business Site	Capp Smith Park	$500,000	$43,550	$456,450	2020 CO	$0	$456,450				
DRAINAGE		**$7,472,800**	**$259,600**	**$7,213,200**		**$1,251,400**	**$1,331,300**	**$1,355,800**	**$426,700**	**$2,848,000**	**$0**
Whitley Rd. 4 (Drainage Portion)	Concord to Oakhill	$271,000	$0	$271,000	Storm Drain	$271,000					
Bunker Hill		$1,559,100	$0	$1,559,100	Storm Drain		$203,300	$1,355,800			
Whitley Rd. 5	Starnes to North Tarrant	$1,128,000	$0	$1,128,000	Storm Drain		$1,128,000				
Echo Hills Bristol Square *(New)*		$3,274,700	$0	$3,274,700	Storm Drain				$426,700	$2,848,000	
Park Vista Drainage/Ft. Worth	Park Vista	$800,000	$0	$800,000	ARPA	$800,000					
Drainage Master Plan		$440,000	$259,600	$180,400	Storm Drain	$180,400					
STREET PROJECTS		**$66,918,751**	**$706,662**	**$66,212,089**		**$5,634,189**	**$15,278,000**	**$8,088,000**	**$11,414,900**	**$13,405,000**	**$12,392,000**
Hightower Road	Denton Hwy to Rufe Snow										
Phase I	377 to Echo	$15,116,000	$0	$15,116,000	TBD 2022/2023/2024 CO	$1,700,000	$6,328,000	$7,088,000			
Phase 2 - 5 (future)			$0	$0	TBD						
Watauga Road Phase					TBD 2023-2028 CO						
Phase 1	W City Limits to W RR ROW	$11,290,000	$0	$11,290,000	TBD2023		$2,232,000		$9,058,000	$0	
Phase 2	East US377 ROW to 120' West	$10,613,000		$10,613,000	TBD2025/26				$1,086,000	$9,527,000	
Phase 3	120' West of Patsy Ln	$1,070,000		$1,070,000	TBD2026/27					$1,070,000	
Phase 4-5 (future)	Limits	$11,442,000	$0	$11,442,000	TBD2027/28						$11,442,000
Whitley Rd. 4	Concord to Oakhill	$3,366,801	$432,612	$2,934,189	2016/2018/2020 CO	$2,934,189					
Whitley Rd. 5	Starnes to North Tarrant	$5,992,050	$274,050	$5,718,000	2020, 2021 CO & TC		$5,718,000				
Echo Hill Bristol Square		$2,078,900		$2,078,900	TBD				$270,900	$1,808,000	
Green Ribbon Project (2-7)	377 Corridor (ANNUAL)	$250,000		$250,000	ENG/GRANT FUNDING	$50,000	$50,000	$50,000	$50,000	$50,000	
Sidewalks	Multiple Locations (ANNUAL)	$900,000		$900,000	GF Revenues/CO funding	$150,000	$150,000	$150,000	$150,000	$150,000	$150,000
Overlays	Annual Determination	$4,800,000		$4,800,000	Street Maint/Revenues	$800,000	$800,000	$800,000	$800,000	$800,000	$800,000
WATER & WASTEWATER PROJECTS		**$20,850,289**	**$706,662**	**$20,067,778**		**$7,025,278**	**$6,107,100**	**$2,250,000**	**$354,400**	**$4,281,000**	**$50,000**
CDBG Projects	Annual Determination	$900,000		$900,000	CDBG/Rev	$250,000	$50,000	$250,000	$50,000	$250,000	$50,000
Whitley Rd. 4 (Water Portion)	Concord to Oakhill	$1,706,000	$151,481	$1,554,600	2017 CO	$1,554,600					
Whitley Rd. 5 (W&WW)	Starnes to North Tarrant	$1,643,000	$0	$1,643,000	TBD- WATER		$1,643,000				
Group 1 W&S	Multiple Locations	$2,472,630	$0	$2,472,630	2019 CO	$2,472,630					
Group 2 W&S	Multiple Locations	$2,000,900	$255,000	$1,745,900	2019 CO		$1,745,900				
Group 3 W&S ($1.393 ARPA)	Summertime	$2,858,209	$190,009	$2,668,200	ARPA/2019 CO		$2,668,200				
Group 4 W&S	Multiple Locations	$1,909,150	$0	$1,909,150	2019 CO	$1,909,150					
Group 5 SSES	Multiple Locations	$225,000	$186,102	$38,898	2019 CO	$38,898					
AMI Project - Estimate underway	City-wide										
Echo Hills Bristol Square (New)		$2,335,400		$2,335,400	TBD - WATER				$304,400	$2,031,000	
Various Water and/or Sewer Projects	Multiple Locations	$2,000,000	$0	$2,000,000	TBD - 2024 CO			$2,000,000			
Various Water and/or Sewer Projects	Multiple Locations	$2,000,000	$0	$2,000,000	TBD - 2026 CO					$2,000,000	
Lead Pipe Identification	City Wide	$800,000	$0	$800,000	ARPA	$800,000					
		$98,818,840	**$1,749,474**	**$96,993,517**		**$14,570,867**	**$24,527,850**	**$12,722,800**	**$12,196,000**	**$20,534,000**	**$12,442,000**
MAINTENANCE W&S & STREETS		**$1,200,000**	**$0**	**$1,440,000**	W&S Rev/ST	**$240,000**	**$240,000**	**$240,000**	**$240,000**	**$240,000**	**$240,000**
GRAND TOTAL		**$100,018,840**	**$1,749,474**	**$98,433,517**		**$14,810,867**	**$24,767,850**	**$12,962,800**	**$12,436,000**	**$20,774,000**	**$12,682,000**

PROJECTS	Location	Cost TOTAL	PY'S EXP	REMAINING COST	FUNDING SOURCE	FY22-23 PROJECTED	FY23-24 BUDGET	FY24-25 FORECAST	FY25-26 FORECAST	FY26-27 FORECAST	FY27-28 FORECAST
REVENUE SOURCES FOR CIP	FUND	AMOUNT				**FY22-23**	**FY23-24**	**FY24-25**	**FY25-26**	**FY25-26**	**FY25-26**
CDBG/Revenues		$900,000				$250,000	$50,000	$250,000	$50,000	$250,000	$50,000
Tarrant County Bond Grant Streets	GENERAL FUND	$4,000,000				$800,000	$3,200,000	$0	$0	$0	$0
2016 CO (6M)	GENERAL FUND	$656,069				$656,069					
2017 CO (7.5M)	W&WW	$1,554,600				$1,554,600					
2018 CO	GENERAL FUND	$1,877,120				$1,348,120	$0	$529,000			
2019 CO	W&WW	$6,166,578				$4,420,678	$1,745,900				
2020 CO	GENERAL FUND	$1,136,450				$500,000	$636,450				
2021 CO	GENERAL FUND	$2,518,000					$2,518,000				
2022 CO	GENERAL FUND	$3,165,000				$1,990,000	$1,175,000				
2023 CO (TBD)	GENERAL FUND	$8,560,000					$8,560,000				
2024 CO (TBD)	GENERAL FUND	$7,588,000						$7,588,000			
2024 CO (TBD)	W&WW	$2,000,000						$2,000,000			
2025 CO (TBD)	GENERAL FUND	$10,144,000							$10,144,000	$0	$0
2026 CO (TBD)	GENERAL FUND	$10,597,000								$10,597,000	
2026 CO (TBD)	W&WW	$2,000,000								$2,000,000	$0
2027 CO (TBD)	GENERAL FUND	$11,442,000									$11,442,000
STORM DRAIN REVENUES	STORM	$6,413,200				$451,400	$1,331,300	$1,355,800	$426,700	$2,848,000	$0
EDC SALES TAX REVENUES	TYPE B	$0				$0	$0	$0	$0	$0	$0
REVENUES	UTILITY & GF	$900,000				$150,000	$150,000	$150,000	$150,000	$150,000	$150,000
ARPA PROJECTS	ARPA FUNDS	$2,993,000				$1,600,000	$1,393,000				
GENERAL FUND REVENUE/GRANT	GENERAL FUND	$250,000				$50,000	$50,000	$50,000	$50,000	$50,000	$0
TO BE DETERMINED(TBD)	WATER SEWER	$5,253,600					$2,918,200		$304,400	$2,031,000	
TO BE DETERMINED(TBD)	STREETS	$2,078,900						$0	$270,900	$1,808,000	$0
TO BE DETERMINED(TBD)	DRAINAGE	$0				$0					
MAINTENANCE W&S & STREETS	W&S REV/STREET MAINT	$1,440,000				$240,000	$240,000	$240,000	$240,000	$240,000	$240,000
STREET MAINTENANCE (SALES TAX& GF)	STREET MAINT-GF	$4,800,000				$800,000	$800,000	$800,000	$800,000	$800,000	$800,000
CIP 2023-2028		**$98,433,517**				**$14,810,867**	**$24,767,850**	**$12,962,800**	**$12,436,000**	**$20,774,000**	**$12,682,000**

GENERAL CAPITAL PROJECTS FUND
CAPITAL PROJECTS SUMMARY

FUND 07	HISTORY 2020-2021 Actual	HISTORY 2021-2022 Actual	CURRENT YEAR 2022-2023 Budget	CURRENT YEAR 2022-2023 Projected	BUDGET 2023-2024 Budget
Beginning Fund Balance*	**$11,546,950**	**$11,248,865**	**$11,482,374**	**$14,266,067**	**$8,342,306**
Revenues:					
Transfer from General Fund	100,000	1,085,000	485,000	485,000	235,000
Grants	0	0	3,800,000	800,000	3,200,000
2021/2022 Certificates of Obligation/Tax Notes	4,811,297	4,562,512	0		0
2023 Proposed Certificates of Obligation	0	0	0	0	8,950,000
Other financing sources	0	0	0	0	0
Interest Income / Misc.	20,287	81,823	100,000	700,000	600,000
Total Revenue:	$4,931,584	$5,729,335	$4,385,000	$1,985,000	$12,985,000
Total Available Resources	**$16,478,534**	**$16,978,200**	**$15,867,374**	**$16,251,067**	**$21,327,306**
Expenditures:					
Public Works:					
Bond Issuance	111,297	114,078	0	0	0
Building Improvements	0	0	0	0	195,000
Equipment (Misc)	0	0	0	0	10,000
Green Ribbon	0	38,720	50,000	50,000	50,000
Contingency	0	0	10,000	10,000	80,000
Engineering	25,000	25,000	30,000	30,000	30,000
Pmt to NRH for Rufe Snow	82,583	63,068	67,000	67,000	60,500
Sidewalk Replacement	81,449	36,740	150,000	150,000	150,000
Street Overlays	0	0	0	0	800,000
Capital Projects	4,929,341	2,434,528	11,394,449	7,601,761	16,530,450
Total Fund Expenditures:	$5,229,669	$2,712,134	$11,701,449	$7,908,761	$17,905,950
Ending Fund Balance	**$11,248,865**	**$14,266,067**	**$4,165,925**	**$8,342,306**	**$3,421,356**
Change	(298,085)	3,017,202	(7,316,449)	(5,923,761)	(4,920,950)

SPECIAL REVENUE FUNDS
ECONOMIC DEVELOPMENT CORPORATION
BUDGET SUMMARY
FUND 05 - CAPITAL PROJECTS

	HISTORY			PROJECTED YEAR		BUDGET
	2019-2020 Actual	2020-2021 Actual	2021-2022 Actual	2022-2023 Original Budget	2022-2023 Projected	2023-2024 Proposed
Fund Balance, October 1	**$244,179**	**$38,835**	**$38,660**	**$33,760**	**$30,346**	**$21,146**
Revenues:						
Interest Earnings	989	61	247	100	800	100
Proceeds from Sale of Assets	0	0	0	0	0	0
Transfer from EDC Sales Tax Fund	0	0	375,000	0	0	0
Other Financing Sources	0	0	0	0	0	0
Matching Grants	0	0	0	0	0	0
Total Revenues	**$989**	**$61**	**$375,247**	**$100**	**$800**	**$100**
Total Available Resources	**$245,167**	**$38,896**	**$413,907**	**$33,860**	**$31,146**	**$21,246**
Expenditures:*						
Purchase of Property	0	0	375,000	0	0	0
Foster Village Improvements	0	0	0	0	0	0
Shade Structure - Indian Springs	0	0	0	0	0	0
Park Equipment (Picnic Pads, etc.)	0	0	0	0	0	0
Capp Smith Park Improvements	206,332	236	0	0	0	0
Capp Smith Improvements EDC	0	0	0	0	0	0
Contingency	0	0	8,561	10,000	10,000	10,000
Total Expenditures	**$206,332**	**$236**	**$383,561**	**$10,000**	**$10,000**	**$10,000**
Other Expenditures						
Transfer to PDC Debt Service	0	0	0	0	0	0
Total Other Sources (Uses)	0	0	0	0	0	0
REVENUES OVER (UNDER) EXPENSES	**($205,343)**	**($175)**	**($8,314)**	**($9,900)**	**($9,200)**	**($9,900)**
Fund Balance, September 30	**$38,835**	**$38,660**	**$30,346**	**$23,860**	**$21,146**	**$11,246**
CHANGE IN FUND BALANCE	**($205,343)**	**($175)**	**($8,314)**	**($9,900)**	**($9,200)**	**($9,900)**

CIP AND CAPITAL PROJECTS FUNDS

Utility Construction Fund 45 - Capital Projects
Budget Summary

FUND 45	HISTORY 2020-2021 Actual	HISTORY 2021-2022 Actual	CURRENT YEAR 2022-2023 Budget	CURRENT YEAR 2022-2023 Projected	BUDGET 2023-2024 Budget
Working Capital, at October 1	**$11,993,760**	**$9,707,417**	**$7,981,721**	**$9,757,411**	**$3,982,133**
Revenue:					
Interest Income	66,116	81,393	150,000	500,000	500,000
Bond Proceeds/premium	76,050	294,127	0		0
Transfer from Water Sewer Operating	0	0	140,000	140,000	0
Miscellaneous/Grant	64,065	200,865	0	0	0
Total Revenue/Other Sources	$206,231	$576,385	$290,000	$640,000	$500,000
Total Available Resources	**$12,199,991**	**$10,283,802**	**$8,271,721**	**$10,397,411**	**$4,482,133**
Expenditures:					
Bond Issuance Costs	31,593		0	0	0
Loss on Refunding	0	0	0	0	0
Building Improvements	0	0	0	0	0
Water & Sewer Mains	27,589	72,498	80,000	80,000	117,000
SSES Repairs	48,813	56,690	60,000	60,000	60,000
Capital Outlay:					
Heavy Equipment	0	0	550,000	0	550,000
Motor Vehicles	0	0	0	0	0
Water Tower Improvements	0	0	0	0	0
Infrastructure					
CDBG	20,616	158,300	250,000	50,000	250,000
Water & Wastewater Improvements	2,363,963	333,525	6,006,911	6,225,278	3,021,100
Total Expenditures	$2,460,981	$621,013	$6,946,911	$6,415,278	$3,998,100
Depreciation	$575,454	$567,452	$0	$0	$0
Transfers:					
Transfer	0	0	0	0	0
Total Transfers	$0	$0	$0	$0	$0
Cash Balance, September 30	**$9,707,417**	**$9,662,790**	**$1,324,810**	**$3,982,133**	**$484,033**
Revenue over (under) Expense	**(2,254,750)**	**(44,627)**	**(6,656,911)**	**(5,775,278)**	**(3,498,100)**

***Budget rolls over each Fiscal Year until completion**

FY 2023-2028

CAPITAL IMPROVEMENT

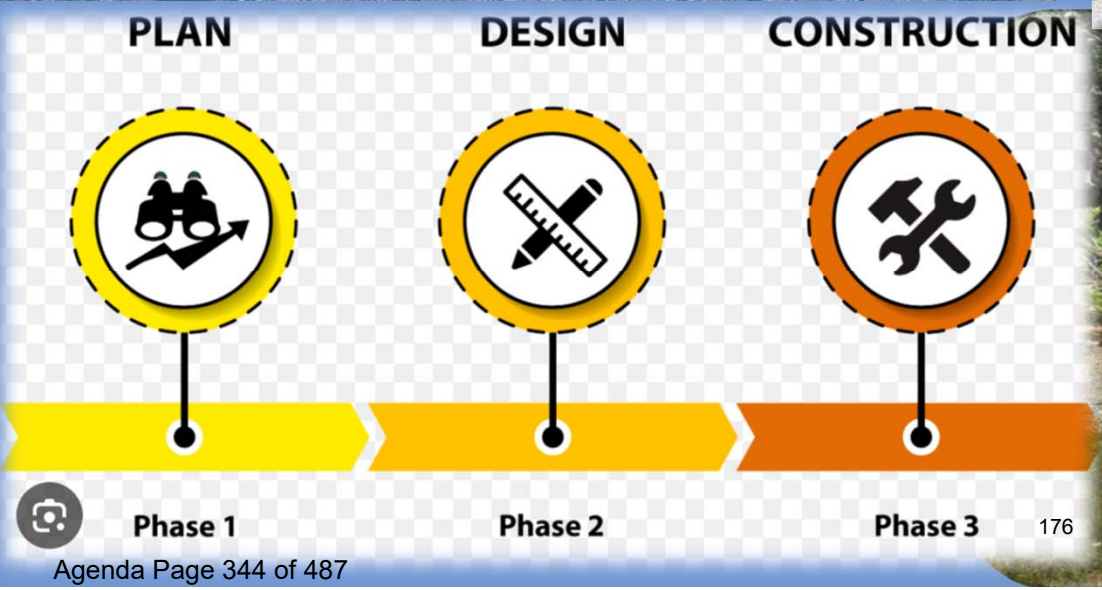

Capital Improvement Plan

- Five-year plan
- Requests submitted by departments
- Reviewed and prioritized each year
- Adopted by City Council
- Amended and updated as needed

Development Process

Finance/Public Works requests updated information to the CIP plan by all Departments

- Evaluation of projects included in current CIP
- Add new projects
- Update Costs
- Determine list of projects & prioritization

Funding Considerations

Cost generally outweighs available resources

- Cash
- Debt funding
- Grants
- To Be Determined status of funding – future years

PROJECTS	Location	Cost TOTAL	PY'S EXP	REMAINING COST	FUNDING SOURCE	FY22-23 PROJECTED	FY23-24 BUDGET	FY24-25 FORECAST	FY25-26 FORECAST	FY26-27 FORECAST	FY27-28 FORECAST
PARKS		**$2,177,000**	**$33,000**	**$2,144,000**		**$640,000**	**$475,000**	**$1,029,000**	**$0**	**$0**	**$0**
Pole Barn - Parks	Parks Facility Linda Drive	$180,000	$0	$180,000	2020 CO		$180,000				
Whitesbranch Creek Trail	Park Vista	$283,000	$33,000	$250,000	2018 CO	$250,000					
Playground Equipment	*Hillview, Hector Garcia, Capp Smit*	$160,000	$0	$160,000	2022 CO	$160,000					
	Foster Village Park	$80,000	$0	$80,000	2022 CO	$80,000					
Park Vista - Site Project and Playground Equipment	Park Vista	$529,000	$0	$529,000	2018 CO/REV			$529,000			
Foster Village Park Renovation & Eng/Needs Asssessment	Foster Village Park	$325,000	$0	$325,000	2022 CO/REV	$30,000	$295,000				
Trail Lights (Solar)	City-wide	$500,000	$0	$500,000	TBD 2024 CO			$500,000			
Site Amenities Improvements	City- wide	$120,000	$0	$120,000	2018 CO	$120,000					
BUILDING IMPROVEMENTS		**$900,000**	**$0**	**$900,000**		**$20,000**	**$880,000**	**$0**	**$0**	**$0**	**$0**
Fleet Bldg. Expansion & Parking Lot	Virgil Anthony	$900,000	$0	$900,000	2022 CO	$20,000	$880,000				
ECONOMIC DEVELOPMENT PROJECTS		**$500,000**	**$43,550**	**$456,450**		**$0**	**$456,450**	**$0**	**$0**	**$0**	**$0**
Food Business Site	Capp Smith Park	$500,000	$43,550	$456,450	2020 CO	$0	$456,450				
DRAINAGE		**$7,472,800**	**$259,600**	**$7,213,200**		**$1,251,400**	**$1,331,300**	**$1,355,800**	**$426,700**	**$2,848,000**	**$0**
Whitley Rd. 4 (Drainage Portion)	Concord to Oakhill	$271,000	$0	$271,000	Storm Drain	$271,000					
Bunker Hill		$1,559,100	$0	$1,559,100	Storm Drain		$203,300	$1,355,800			
Whitley Rd. 5	Starnes to North Tarrant	$1,128,000	$0	$1,128,000	Storm Drain		$1,128,000				
Echo Hills Bristol Square *(New)*		$3,274,700	$0	$3,274,700	Storm Drain				$426,700	$2,848,000	
Park Vista Drainage/Ft. Worth	Park Vista	$800,000	$0	$800,000	ARPA	$800,000					
Drainage Master Plan		$440,000	$259,600	$180,400	Storm Drain	$180,400					
STREET PROJECTS		**$66,918,751**	**$706,662**	**$66,212,089**		**$5,634,189**	**$15,278,000**	**$8,088,000**	**$11,414,900**	**$13,405,000**	**$12,392,000**
Hightower Road	Denton Hwy to Rufe Snow										
Phase I	377 to Echo	$15,116,000	$0	$15,116,000	TBD 2022/2023/2024 CO	$1,700,000	$6,328,000	$7,088,000			
Phase 2 - 5 (future)			$0	$0	TBD						
Watauga Road Phase					TBD 2023-2028 CO						
Phase 1	W City Limits to W RR ROW	$11,290,000	$0	$11,290,000	TBD2023		$2,232,000		$9,058,000	$0	
Phase 2	East US377 ROW to 120' West	$10,613,000		$10,613,000	TBD2025/26				$1,086,000	$9,527,000	
Phase 3	120' West of Patsy Ln	$1,070,000		$1,070,000	TBD2026/27					$1,070,000	
Phase 4-5 (future)	Limits	$11,442,000	$0	$11,442,000	TBD2027/28						$11,442,000
Whitley Rd. 4	Concord to Oakhill	$3,366,801	$432,612	$2,934,189	2016/2018/2020 CO	$2,934,189					
Whitley Rd. 5	Starnes to North Tarrant	$5,992,050	$274,050	$5,718,000	2020, 2021 CO & TC		$5,718,000				
Echo Hill Bristol Square		$2,078,900		$2,078,900	TBD				$270,900	$1,808,000	
Green Ribbon Project (2-7)	377 Corridor (ANNUAL)	$250,000		$250,000	ENG/GRANT FUNDING	$50,000	$50,000	$50,000	$50,000	$50,000	
Sidewalks	Multiple Locations (ANNUAL)	$900,000		$900,000	GF Revenues/CO funding	$150,000	$150,000	$150,000	$150,000	$150,000	$150,000
Overlays	Annual Determination	$4,800,000		$4,800,000	Street Maint/Revenues	$800,000	$800,000	$800,000	$800,000	$800,000	$800,000
WATER & WASTEWATER PROJECTS		**$20,850,289**	**$706,662**	**$20,067,778**		$7,025,278	$6,107,100	$2,250,000	$354,400	$4,281,000	$50,000
CDBG Projects	Annual Determination	$900,000		$900,000	CDBG/Rev	$250,000	$50,000	$250,000	$50,000	$250,000	$50,000
Whitley Rd. 4 (Water Portion)	Concord to Oakhill	$1,706,000	$151,481	$1,554,600	2017 CO	$1,554,600					
Whitley Rd. 5 (W&WW)	Starnes to North Tarrant	$1,643,000	$0	$1,643,000	TBD- WATER		$1,643,000				
Group 1 W&S	Multiple Locations	$2,472,630	$0	$2,472,630	2019 CO	$2,472,630					
Group 2 W&S	Multiple Locations	$2,000,900	$255,000	$1,745,900	2019 CO		$1,745,900				
Group 3 W&S ($1.393 ARPA)	Summertime	$2,858,209	$190,009	$2,668,200	ARPA/2019 CO		$2,668,200				
Group 4 W&S	Multiple Locations	$1,909,150	$0	$1,909,150	2019 CO	$1,909,150					
Group 5 SSES	Multiple Locations	$225,000	$186,102	$38,898	2019 CO	$38,898					
AMI Project - Estimate underway	City-wide										
Echo Hills Bristol Square (New)		$2,335,400		$2,335,400	TBD - WATER				$304,400	$2,031,000	
Various Water and/or Sewer Projects	Multiple Locations	$2,000,000	$0	$2,000,000	TBD - 2024 CO			$2,000,000			
Various Water and/or Sewer Projects	Multiple Locations	$2,000,000	$0	$2,000,000	TBD - 2026 CO					$2,000,000	
Lead Pipe Identification	City Wide	$800,000	$0	$800,000	ARPA	$800,000					
		$98,818,840	**$1,749,474**	**$96,993,517**		**$14,570,867**	**$24,527,850**	**$12,722,800**	**$12,196,000**	**$20,534,000**	**$12,442,000**
MAINTENANCE W&S & STREETS		**$1,200,000**	**$0**	**$1,440,000**	W&S Rev/ST	**$240,000**	**$240,000**	**$240,000**	**$240,000**	**$240,000**	**$240,000**
GRAND TOTAL		**$100,018,840**	**$1,749,474**	**$98,433,517**		**$14,810,867**	**$24,767,850**	**$12,962,800**	**$12,436,000**	**$20,774,000**	**$12,682,000**

TOTAL 5-YEAR CIP PROJECTS
FY2023-2028 = $98.4 million

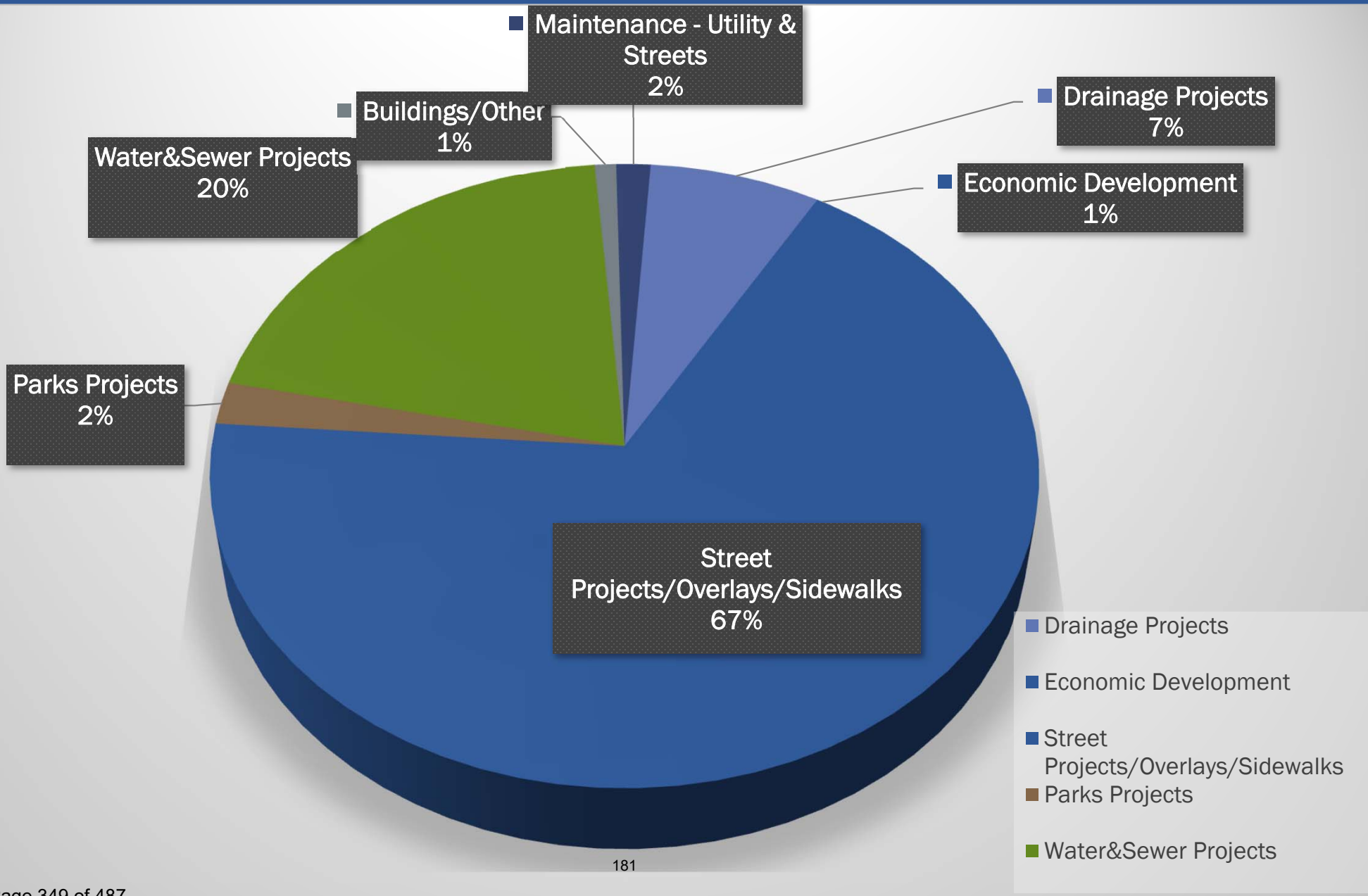

5 YEAR FUNDING PLAN
FY2023-2028 = $98.4 million

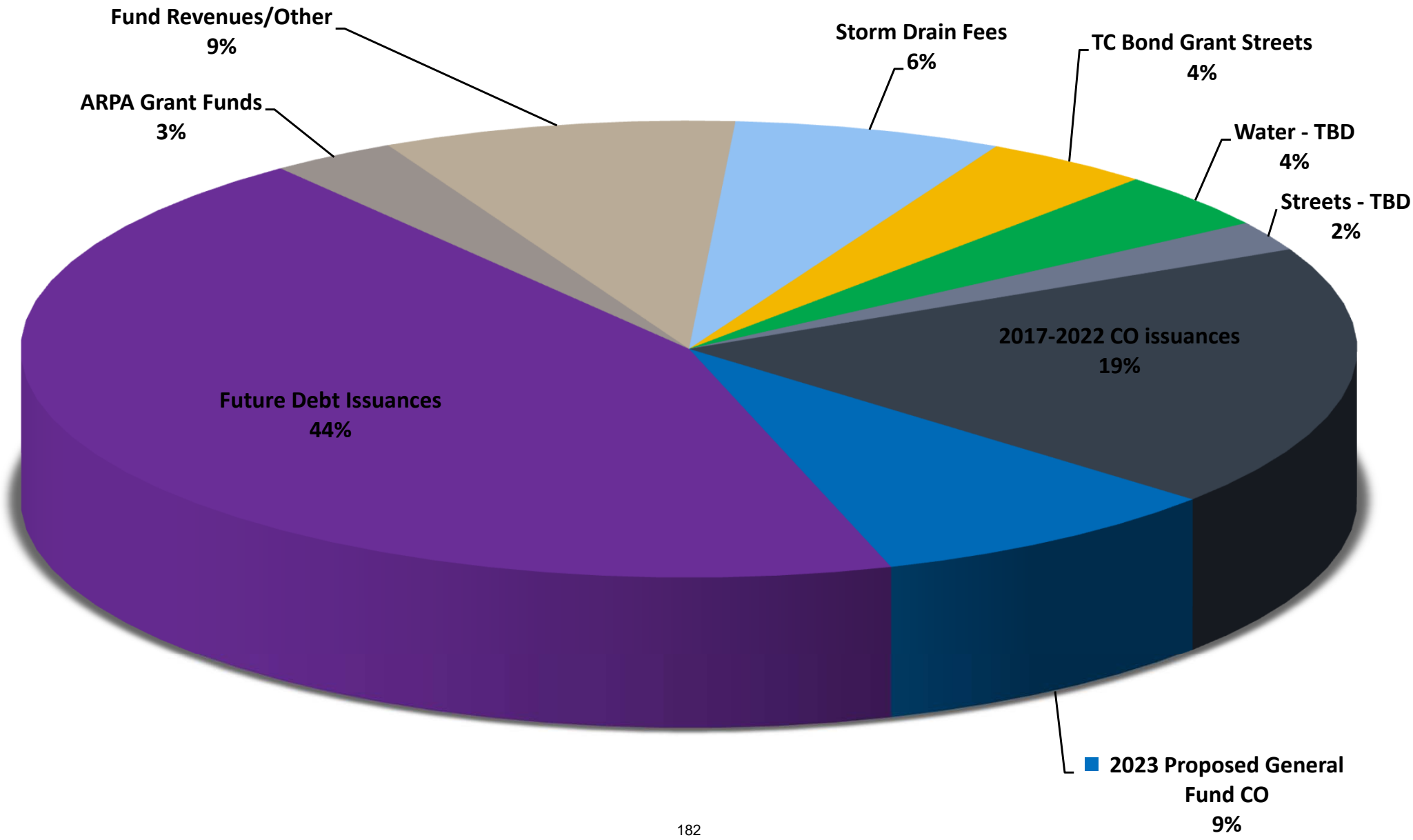

FY2032-24 CIP PROJECTS = $24.8 million

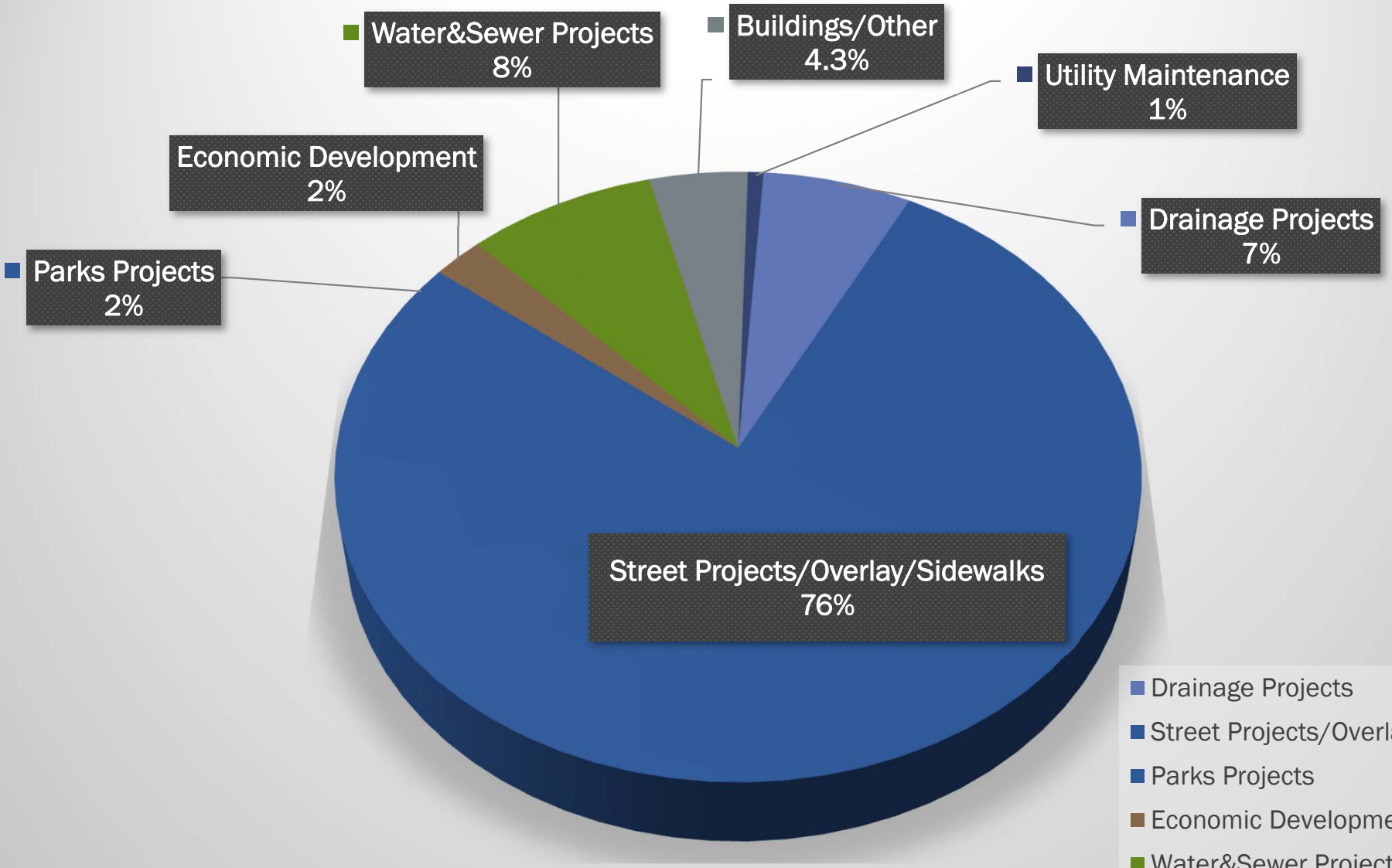

FY2023-24 CIP FUNDING REQUIREMENTS = $24.8 million

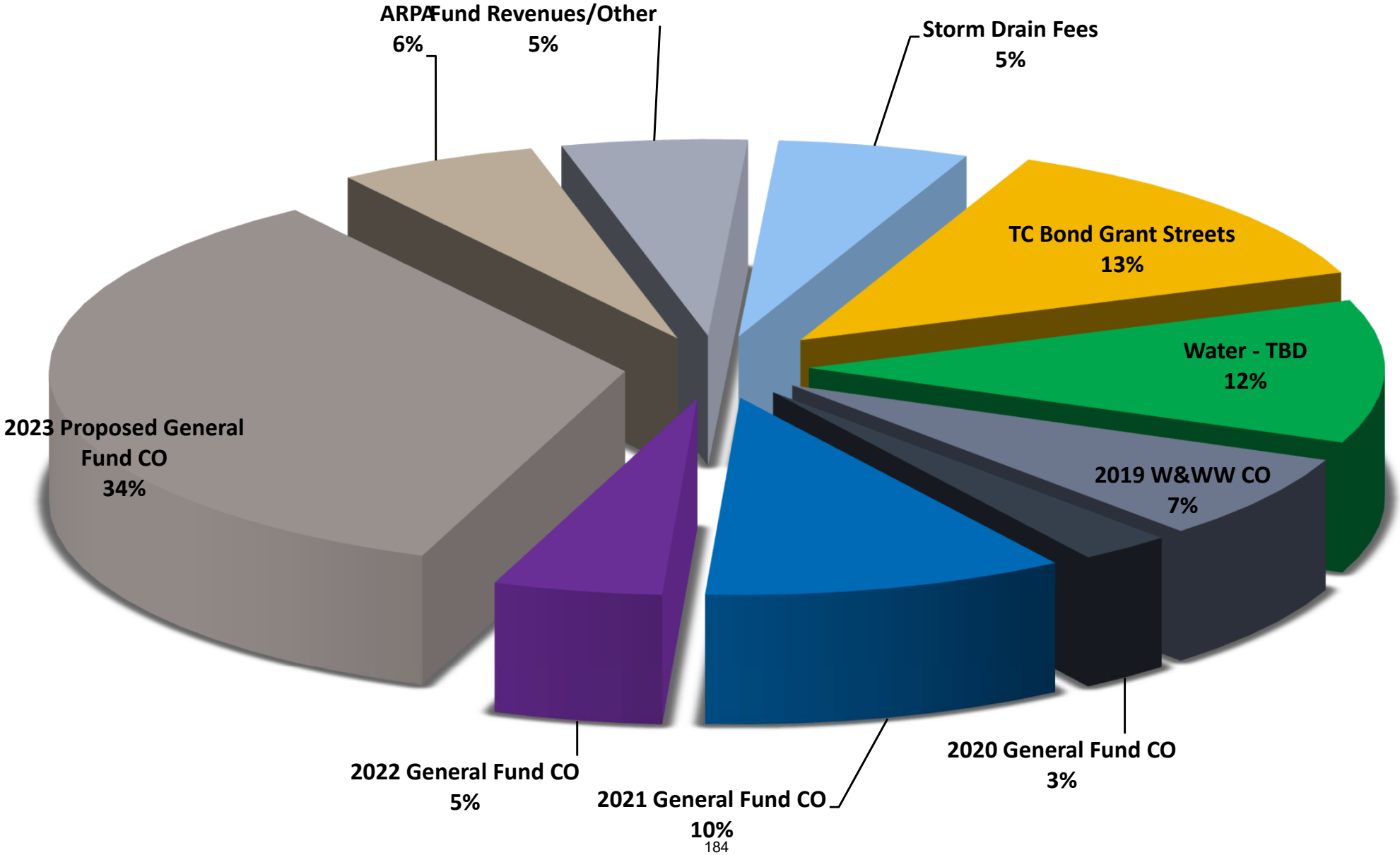

2023-24 CIP Projects Overview

Project Type	Description
PARKS	❖ Whites Branch Creek Trail ❖ Park Vista Park Phase 1 – Sidewalk/Fill – Playground Equipment
DRAINAGE	❖ Whitley Road 4 & 5 ❖ Hightower Drive 1 ❖ North Park Storm Sewer – Add into Whitley Road 5 Project ❖ Starnes Road Storm Sewer – Add into Whitley Road 5 Project ❖ Park Vista Park – Culvert extension ❖ Bunker Hill Drainage
STREETS/SIDEWALKS	❖ Hightower Drive 1 ❖ Whitley Road 4 & 5 ❖ Watauga Road 1 ❖ Sidewalk Program 2023-2024 ❖ Overlay Program 2023-2024
WATER & WASTEWATER	❖ 48th Year CDBG – Emerson Drive Water Main ❖ Whitley Road 4 & 5 ❖ Hightower Drive 1 ❖ Water and Wastewater 2019 Projects – Construction ❖ Lead Water Service Line Identification ARPA
OTHER IMPROVEMENTS	❖ Food Park Site – Capp Smith *WEDC* ❖ Fleet Building Expansion ❖ Green Ribbon Projects - Beautification 377 corridor ❖ Building improvements – Parks facility storage/pole barn

Parks Projects
Pole Barn – Parks Facility

Limits: 5633 Linda Drive

Funding: 2020 CO

Construction cost: $180,000

Construction dates: FY2023-24



Parks Projects
Pole Barn – Parks Facility

Parks Projects
Park Vista/Whites Branch Creek Trail

Location
Park Vista/Whites Branch Creek Trail near Cedar View Ct

Funding:
Part of Interlocal Agreement with the City of Fort Worth 2018 CO

Construction Cost:
$300,000 Est.
$283,347

Construction Dates:
Complete – Punch List Walk Thru 6-20-2023

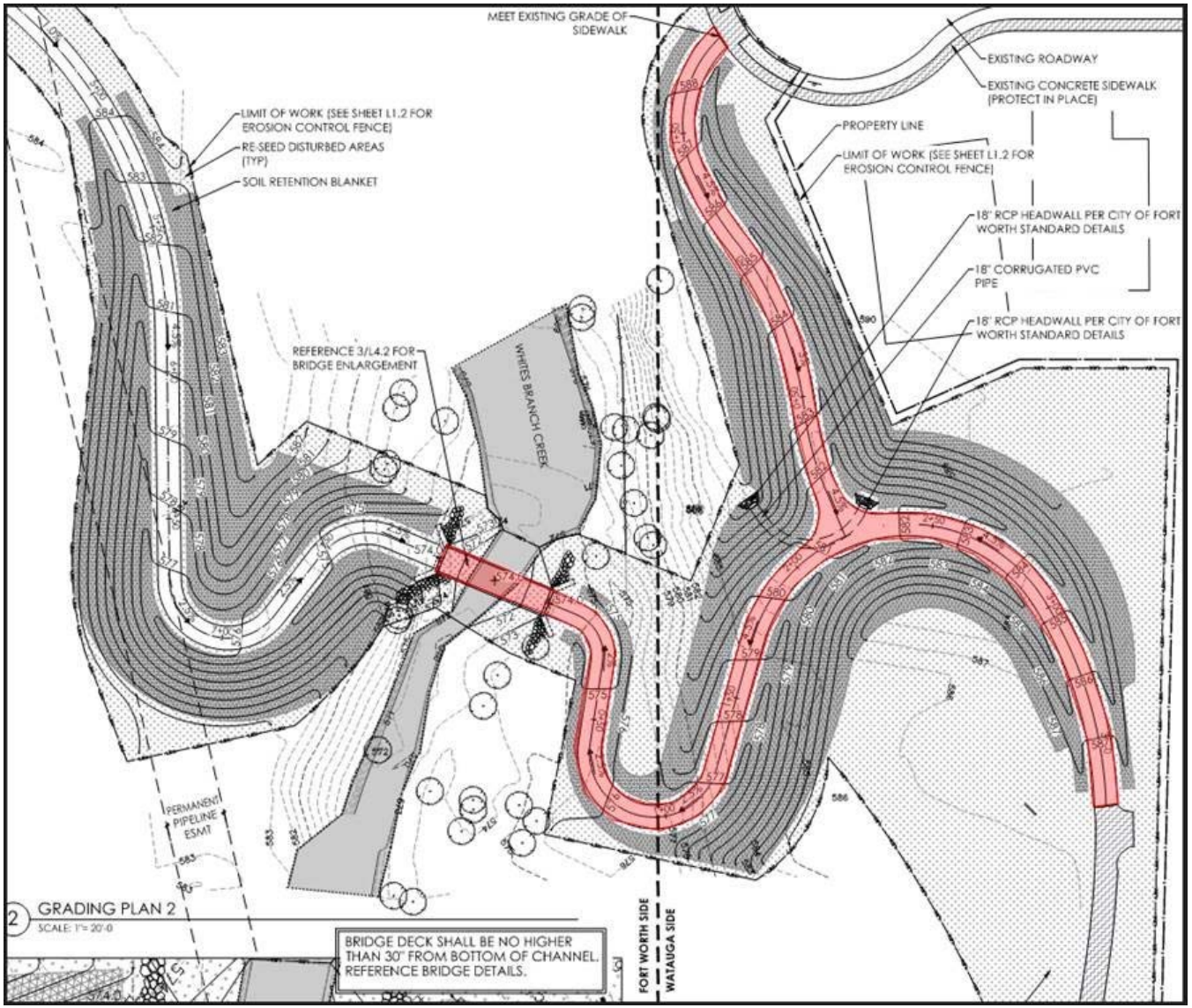

Parks Projects
Park Vista/Whites Branch Creek Trail

Park Vista Park, Phase 1

Location
Yampa Trail at Bison Trail

Design
80% - on hold
$38,500

Funding: 2018 C.O.

Construction Cost:
$529,000

Estimated Construction
FY 2024-25
TBD after ARPA Drainage

Amenities:
Trails, sidewalks, landscaping, trees, and playground equipment

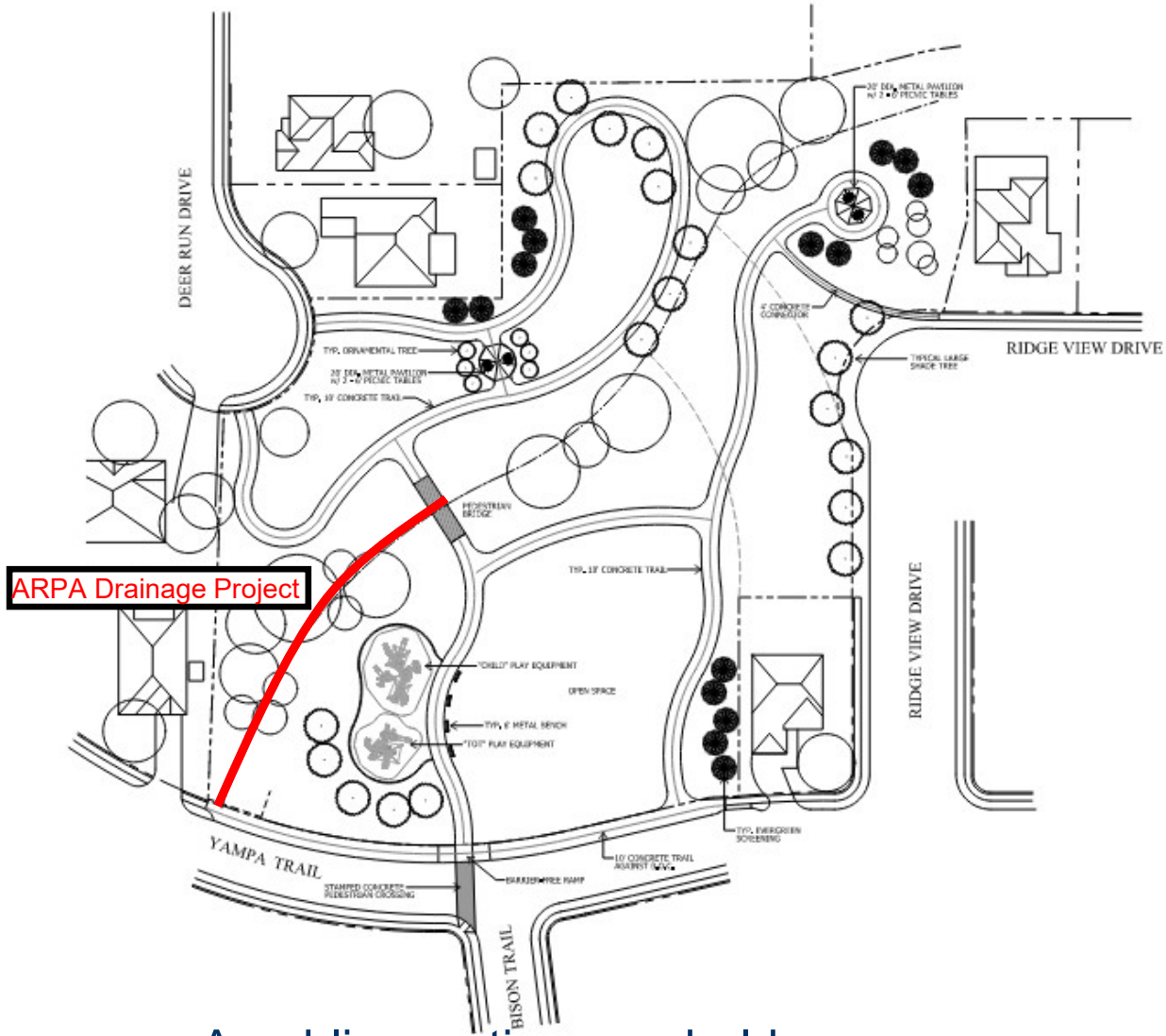

A public meeting was held on December 8, 2021

Park Vista Park – Drainage

Location
Yampa Trail at Bison Trail

Design
RFQ Pending
Summer 2023

Funding: ARPA

Est Construction/Eng Cost:
$800,000

Estimated Construction
FY 2023-24

Enclose Channel for Park use

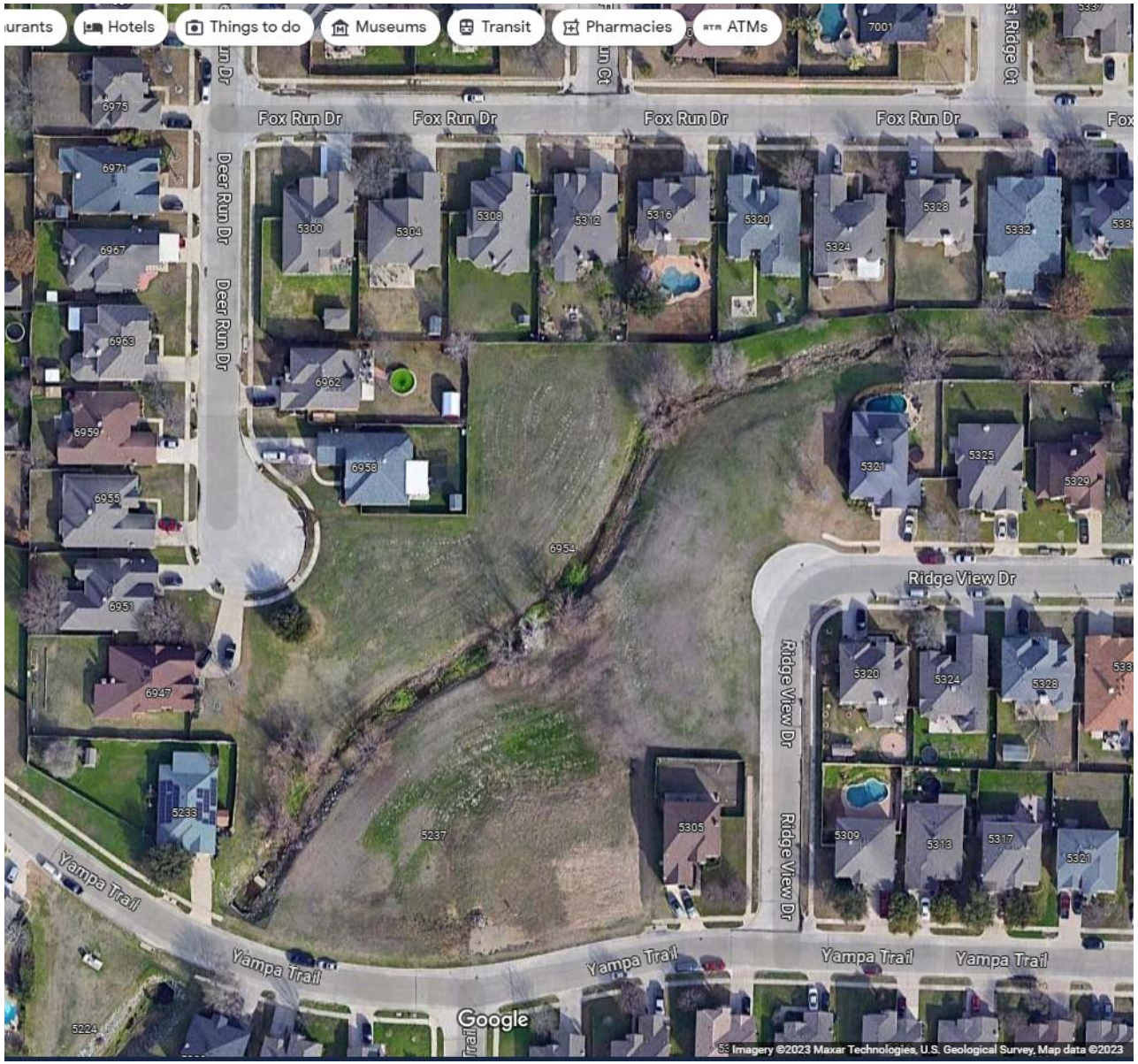

Whitley Road 4
From Concord Street to Oakhill Road

Limits: South of Concord Street to south of Oakhill Road

A public meeting was held on December 8, 2021

Scheduled construction dates:
Notice to Proceed March 2023
Final Completion June 2024

Construction Contract:
$4,903,717.40
$800,000 Grant Tarrant County

Includes Bursey Road pavement marking demolition

Whitley Road 5
From Starnes Road to North Tarrant Pkwy

Limits: Starnes Road to south of North Tarrant Parkway

Design started April 25, 2022

A public meeting will be held once plans are further along

Estimated construction dates:
Start March 2024
Completion June 2025

Construction cost estimate:
$8,489,000
$3,197,695 or 50% Grant Tarrant County

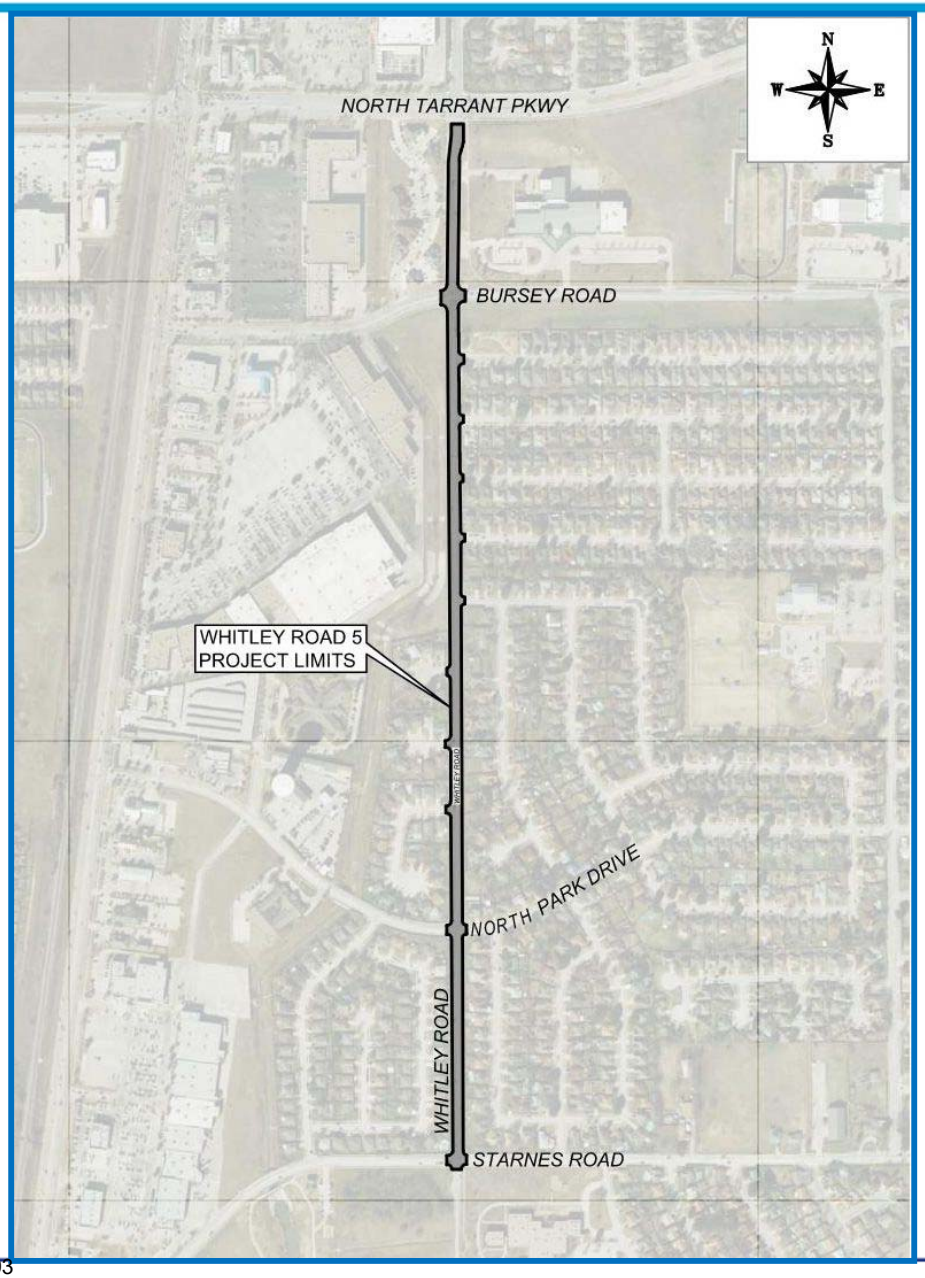

Basswood/Hightower at US 377 – Fort Worth

Limits: West Side of US 377 at Basswood Blvd

Design 99%+

Construction Start October 2023

Construction Complete March 2024

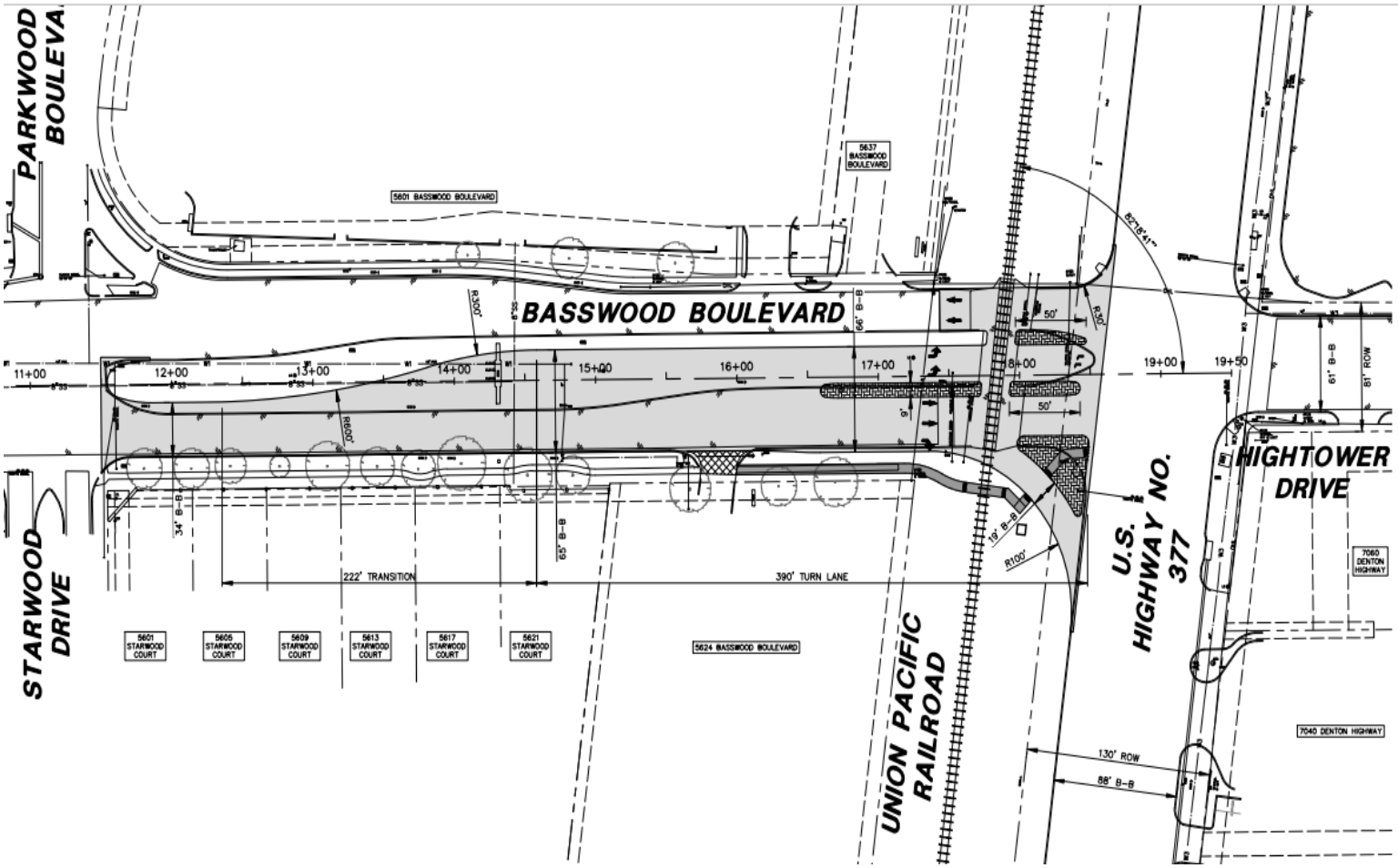

Hightower Drive 1
From Hwy 377 to Lyndale Dr

Full concrete street reconstruction of Hightower Drive
from Hwy 377 to Lyndale Dr;

Construction cost estimate: $12,985,000
Public Input Meeting Summer 2023
Construction FY 2024/25

Includes center median, pedestrian trail, shared use lane and decorative solar street lights on west half; and elimination of dip at Brookdale Dr

Pursuing $10,306,390 in TxDOT Grant

Watauga Road Phase 1
From West City Limits to Union Pacific RR

Full concrete street reconstruction of Watauga Road
from Western City Limits to West of Union Pacific Railroad; existing bridge to remain

Project will also include conceptual engineering for entire street from West City Limits to East City Limits

Phase 1 Construction cost estimate: $9,058,000
Phases 2-5 Construction cost estimate: $38,224,000
Public Input Meeting – 2024
Construction FY 2025/26

Drainage Master Plan

Limits: Whole City

Located all Watauga drainage structures in GIS; determined new drainage criteria; updating Watauga drainage ordinance; prepared drainage calculations of all drainage basins in Watauga based upon new criteria and ordinance

Project Funded by Storm Water Funds
Study Cost: $440,000

Priority drainage projects such as North Park Culvert and Starnes Road Storm Sewer have already been identified. Others are prioritized in the final report.

July 3, 2007 Watauga Road near Watauga Middle School area.

Bunker Hill Drainage

Purpose:
Improve drainage in the Bunker Hill subdivision

Limits:

- Bunker Blvd from Bennington Dr to the channel
- South side of Bunker Blvd. from Declaration St to the channel
- Yorkston St from Philadelphia Ct to the channel

Survey & Engineering:
$203,300
Construction cost estimate:
$1,355,800

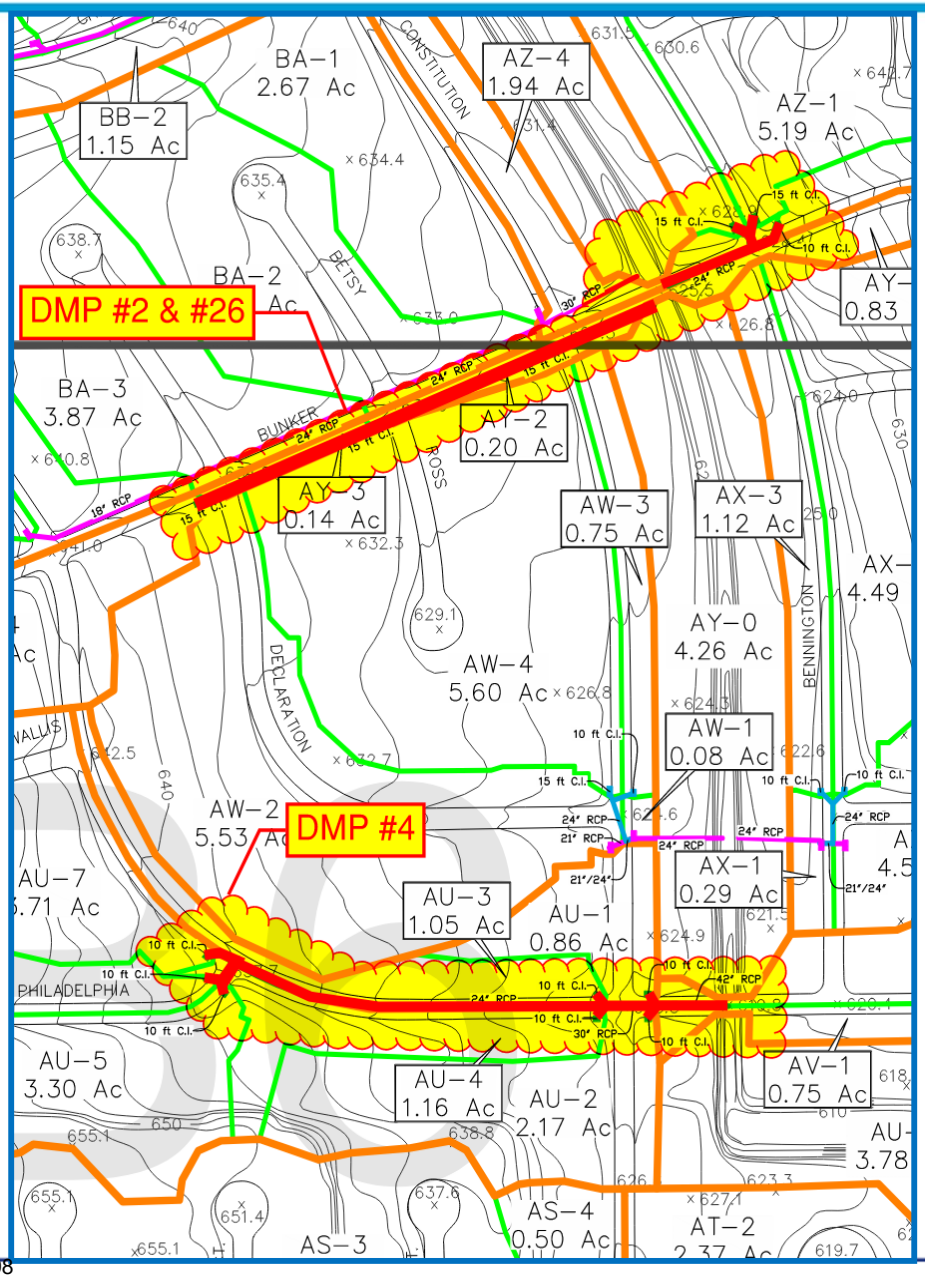

Street Maintenance Projects

ILA Tarrant County Precinct 3 & City – ILA

Locations:
Chapman Road From US 377 to Whitley Rd

Construction Complete Dec. 2023

FY 2023/24 Project TBD

48th Year CDBG
Emerson Drive Water Main

This is a Tarrant County CDBG grant project where we will replace the water line along the north side of Emerson Drive between Whitley Road and Maurie Drive because the existing water line has been leaking and failing.

Estimated Construction cost: $303,578
Anticipated CDBG grant: $170,000

Scheduled Construction Dates:
Start August 2023
Completion January 2024

Contractor: Atkin Brothers Equipment Company

2019-2020 Water & Wastewater CIP, Group 1

Wastewater rehabilitations from the Capital Improvements Plan:
Project Funded by 2019 C.O.
A public meeting was held on December 8, 2021

S2 Whispering Lane from Wooddale Drive to Stardust Drive

S3 Brookdale Drive from Hightower Drive to Ridgecrest

S4 Summit Ridge Drive from Rufe Snow Drive to Avalon Drive

S5 Oaklawn Drive from Mickey Drive to McCoy Drive

S9 Village Park Drive from Greendale Drive to Ridgetop Drive

S10 Watauga Road from Patsy Lane to Morris Boulevard

MH Sanitary sewer manhole rehabilitations and repairs

Construction Estimate: $2,472,631
Bids to be opened July 14, 2023

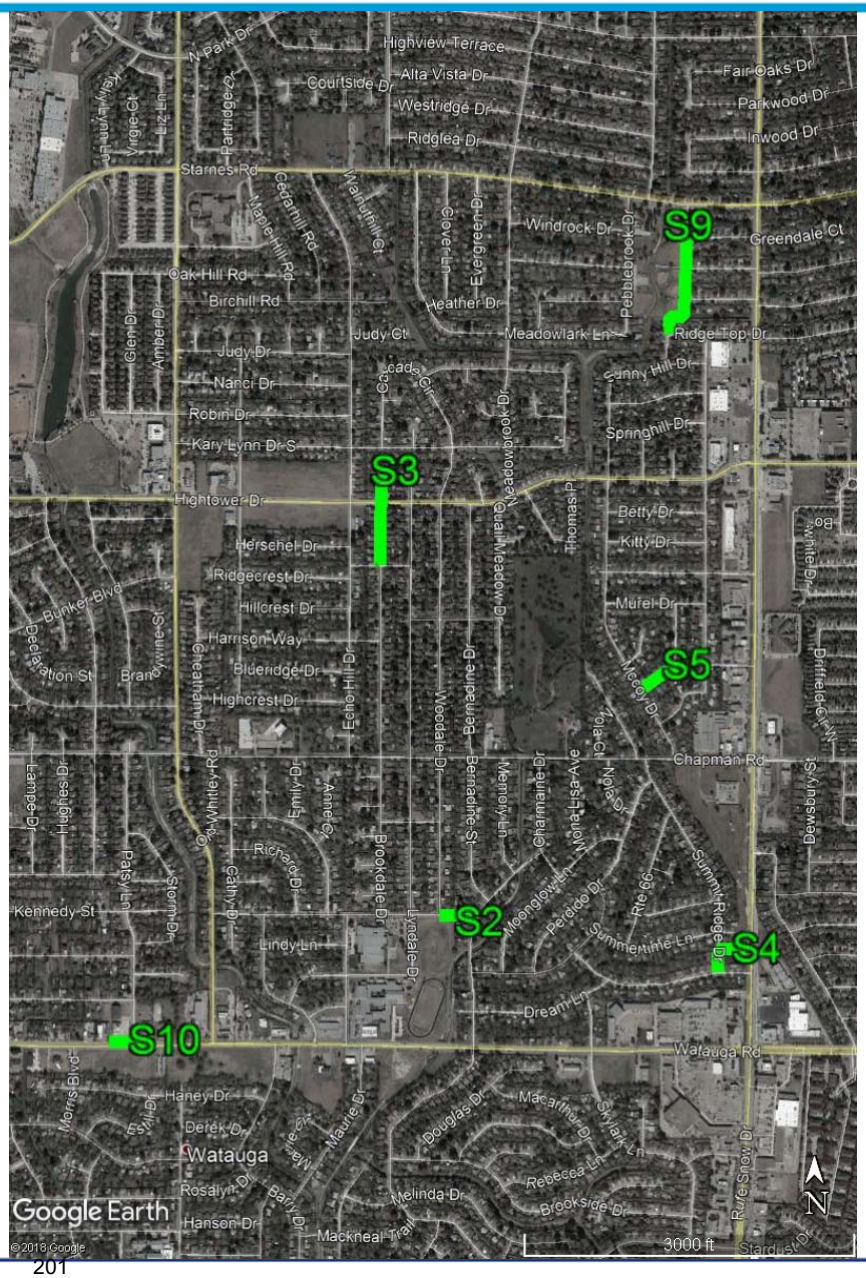

2019-2020 Water & Wastewater CIP, Group 4

Water main rehabilitations from the Capital Improvements Plan:

Project Funded by 2019 C.O.

A public meeting was held on December 8, 2021

W1 Derek Drive from Whitley Road to Saramac Drive

W7 Melinda Drive from Jackie Terrace to Marigold Drive

W8 Macarthur Drive from Douglas Drive to Rebecca Lane

(F18 project replaced with W11 Hillcrest Drive project)

W11 Hillcrest Drive from Quail Run to Echo Hill (will be constructed in Groups 2 & 3 project)

Construction Estimate: $2,191,022
Bids to be opened July 14, 2023

2019-2020 Water & Wastewater CIP, Group 2

Wastewater rehabilitations from the Capital Improvements Plan:

Project Funded by 2019 C.O.

A public meeting was held on December 8, 2021

S6 Hickoryhill Road and Oakhill Road from Whitley Road to Maplehill Road

S7 Echo Hill Drive from Hightower Drive to Chapman Road

S8 Quail Run from Herschel Drive to Highcrest Drive

Construction Estimate: $1,745,900

Construction plans are 90% complete

Construction will include the Group 3 project and W11 from Group 4. Construction of S6 will be placed into another project due to timing of reconstruction of Whitley Road Elementary School.

Estimated Construction Dates:
Advertise August 2023
Start December 2023
Completion December 2024

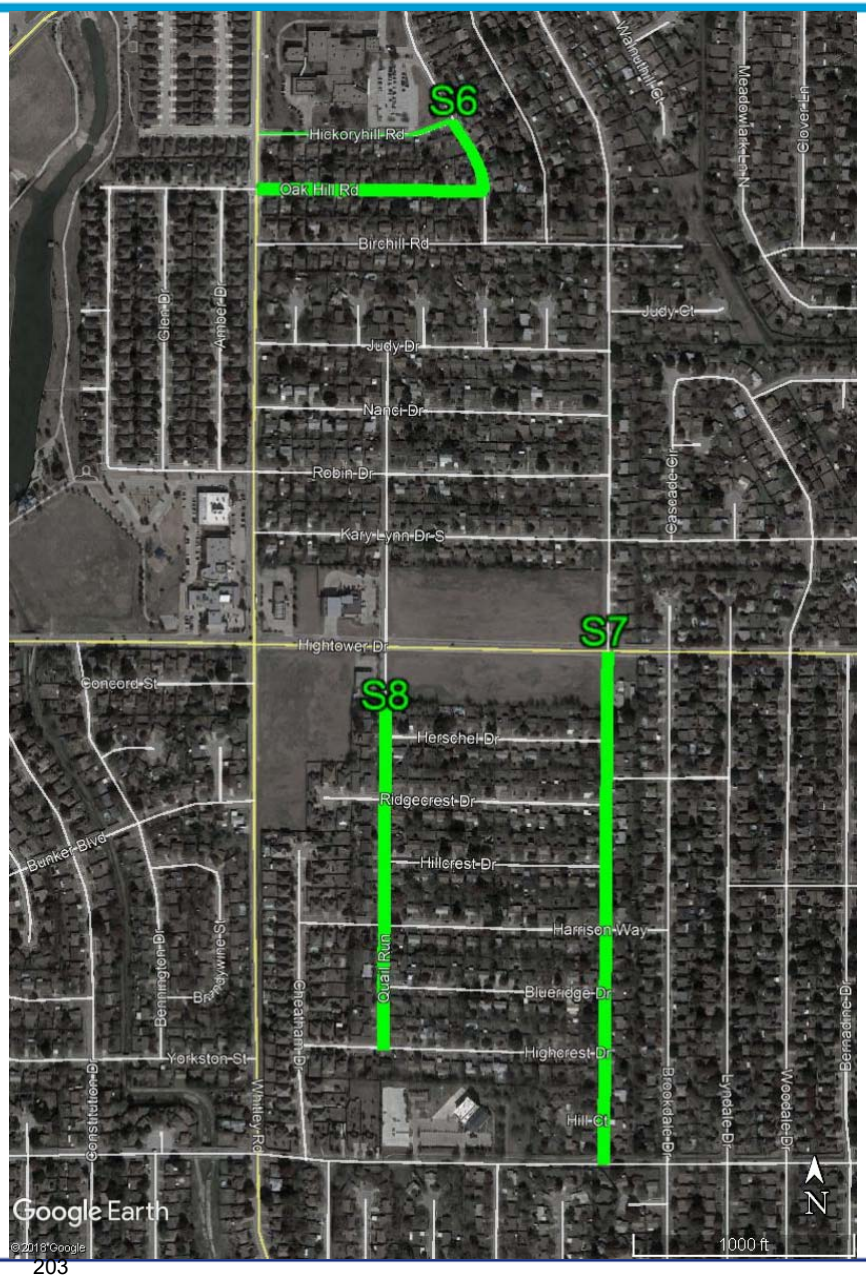

2019-2020 Water & Wastewater CIP, Group 3

Summertime Lane includes a complete reconstruction of the street, storm water drainage system, water main improvements, and sanitary sewer improvements. The new Summertime Lane street section shall be concrete paving with 4' wide sidewalks running along both sides of the roadway.

Project Funded by 2019 C.O.
A public meeting was held on December 8, 2021

G3 Summertime Lane from Rufe Snow Drive to Carousel Drive

Construction Estimate: $2,668,200

Construction plans are 90% complete

Construction will include the Group 2 project, Route 66 from Summertime Lane to Whispering Lane and W11 from Group 4

Estimated Construction Dates:
Advertise August 2023
Start December 2023
Completion December 2024

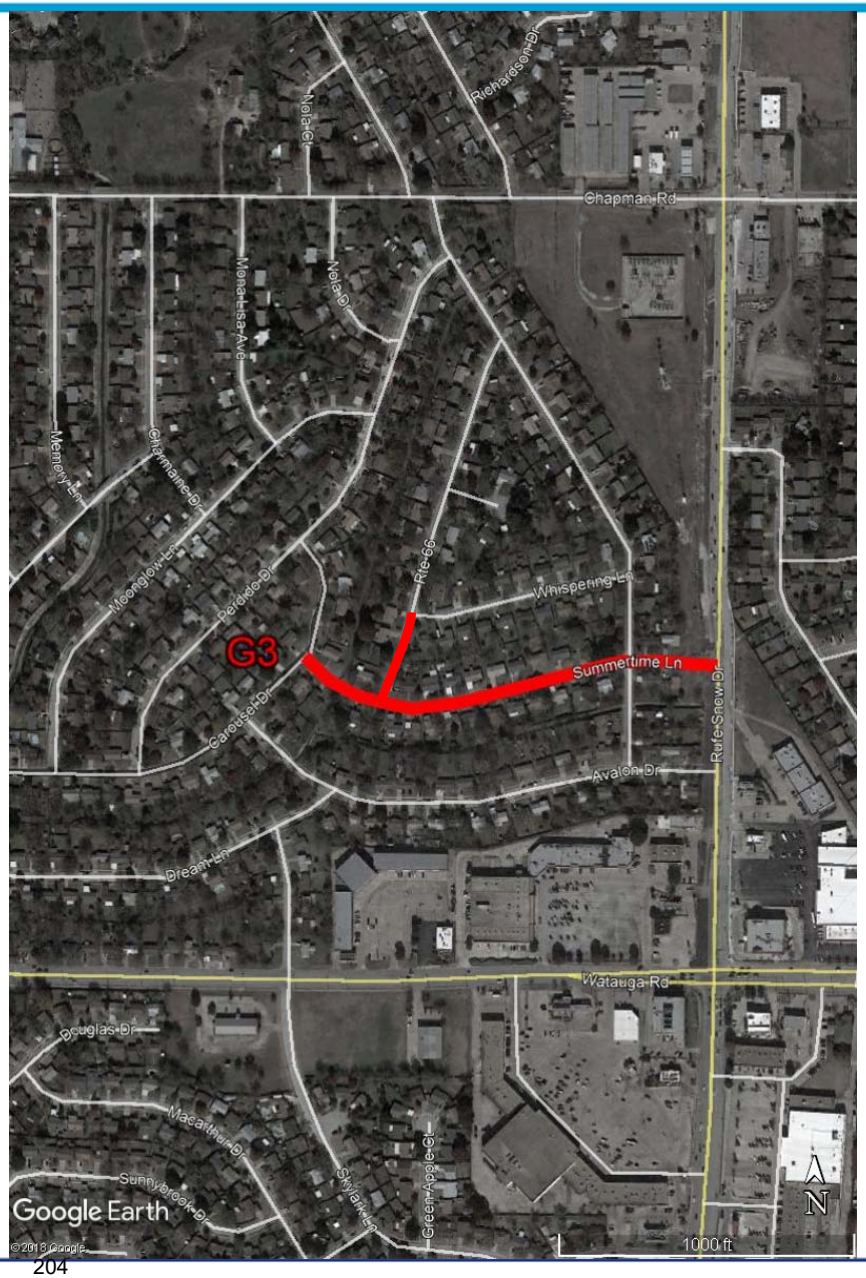

Lead Water Service Line Identification ARPA

The EPA published a new rule where the City is required to develop and maintain a lead water service line inventory.

The purpose of this project is to locate every water meter in the City and determine the service line material. While we are doing this, we will also locate all water valves and fire hydrants. We estimate there are 8,341 water meters, 1,703 water valves and 653 fire hydrants in the City. All information will be placed into the Watauga GIS maps for record purposes.

Any lead water service lines will need to be replaced. We anticipate performing these replacements within a CIP project.

This identification project is to be funded by the ARPA grant.

Beautification Project
Green Ribbon 3-4 Grant – 377 Denton Hwy

Phase 1-3 North Tarrant Parkway to Starnes Road – Completed

Design City Funded $144,000
Construction Grant Funded $1,193,161

Phase 4 Green Ribbon Grant in the amount of $400,000 was submitted by City staff on April 28, 2023

6 total phases may be needed

1st Grant Application – May 2017



SUPER BOWL SPECIAL SECTION | 20+ BONUS PAGES ONLINE TODAY

Subscribers will find extensive game coverage and analysis not available at press time in our eEdition at **star-telegram.com/eedition** under the 'Football Xtra' navigation link.

Are you missing out? Every day, find more than 50 additional pages of news, business, features and sports in our eEdition. Info at **star-telegram.com/subscribe**

VOLUME 115, No. 289 STAY CONNECTED STAR-TELEGRAM.COM | FACEBOOK.COM/STARTELEGRAM TWITTER.COM/STARTELEGRAM | WHERE THE WEST BEGINS | MONDAY FEBRUARY 8 2021 | $2.50

BONUS for SUBSCRIBERS Set up your account for exclusive online content star-telegram.com/activate

Fort Worth Star-Telegram

City receives millions to reduce highway air pollution

Camp Bowie District, a nonprofit of business leaders, received a $400,000 grant from TxDOT to add plants and reduce air pollution in the area.

BY HALEY SAMSEL
hsamsel@star-telegram.com

Randal Archie's neighbors assume he has something to do with the strip of shrubs and grass planted last month on Camp Bowie Boulevard in west Fort Worth. As the vice president of Archie's Gardenland, which grows more than 700,000 plants per year, he is a likely suspect.

"My whole neighborhood is saying, 'Whoa, did you do that?' I'm like: No!" Archie said. "I just sat in some meetings, smiled and ate a couple bagels."

In his role as beautification committee chairperson for Camp Bowie District, a nonprofit organization promoting investment in the community, Archie did have a hand in selecting plants for the medians along the 6700-7000 blocks of the boulevard.

But the $400,000 project was largely funded through another source: the Texas Department of Transportation's Green Ribbon grant program. Since 2018, Tarrant County has received $4.67 million in Green Ribbon grants, which aim to reduce air pollution in areas near the state highway system, according to TxDOT spokesperson Val Lopez.

Randall Archie with Camp Bowie District helped pick plants that will thrive in the wild Texas weather for the Green Ribbon grant from TxDot in an effort to reduce air pollution and beautify the medians along Camp Bowie Blvd.

"Using drought-tolerant plants and planting smart is going to definitely help the environment because what we had before was concrete," Archie said. "We have such an abundance, just tons of concrete here in the Metroplex, and it's nice to cut down on that and get some green product back in the ground."

Grants support landscape projects in non-attainment zones, or areas that do not meet federal ozone and air quality standards, Lopez said. Ten counties in Dallas-Fort Worth, including Tarrant, meet that criteria, according to the Texas Commission on Environmental Quality.

What is the funding most often used for? That depends on the recipient's needs. Grapevine has put $500,000 toward planting more than 350 trees

SEE POLLUTION, 2A

Millie Hughes-Fulford, the first female payload specialist for NASA, smiles in this photo from the 1980s. The Mineral Wells native died Thursday in San Francisco after a 7-year battle with cancer.

Barrier-breaking astronaut dies, says daughter

BY JACK HOWLAND
jhowland@star-telegram.com

Millie Hughes-Fulford, a barrier-breaking astronaut and scientific researcher whose passion for space was formed as a child in Mineral Wells looking up at the stars, died Thursday following a seven-year battle with cancer, her daughter told the Star-Telegram. She was 75.

Hughes-Fulford shattered a glass ceiling in 1991 when she became the first female payload specialist to fly in space for NASA, launching into orbit on the shuttle Columbia as part of the first-ever mission dedicated to biomedical studies, STS-40. In the specialized role, dedicated to conducting on-board research, the trained chemist helped complete more than 18 experiments over a nine-day period, gathering more medical data than any mission up to that point. She circled the earth 146 times.

Her daughter and only child, Tori Herzog, 53, was fresh out of college, and said she remembers having to go to her friend's house in order to view NASA's feed of video clips from inside the shuttle. She was there for the landing in Edwards, California, when she helped her mother walk because her wobbly legs weren't accustomed to the gravity.

In the years following the

SEE ASTRONAUT, 6A

DEBT SERVICE FUNDS

GENERAL DEBT SERVICE FUND ***FUND 03***

WATER & SEWER DEBT SERVICE FUNDS ***FUND 44***

All Debt Service Requirements to Maturity

(Gen. Fund & Water)

as of October 1, 2023

YEAR ENDING SEPT. 30	DEBT OUTSTANDING OCT. 1	PRINCIPAL	INTEREST	TOTAL
2024	$48,650,000	$4,500,000	$1,446,980	$5,946,980
2025	$44,150,000	$3,465,000	$1,334,853	$4,799,853
2026	$40,685,000	$3,470,000	$1,236,519	$4,706,519
2027	$37,215,000	$3,245,000	$998,450	$4,243,450
2028	$33,960,000	$2,805,000	$825,588	$3,630,588
2029	$31,155,000	$2,900,000	$790,344	$3,690,344
2030	$28,255,000	$2,965,000	$723,216	$3,688,216
2031	$25,290,000	$2,580,000	$585,894	$3,165,894
2032	$22,710,000	$2,945,000	$522,275	$3,467,275
2033	$19,765,000	$2,540,000	$462,247	$3,002,247
2034	$17,225,000	$2,625,000	$404,664	$3,029,664
2035	$14,600,000	$2,565,000	$496,623	$3,061,623
2036	$12,035,000	$2,635,000	$438,957	$3,073,957
2037	$9,400,000	$2,345,000	$382,524	$2,727,524
2038	$7,055,000	$1,925,000	$334,578	$2,259,578
2039	$5,130,000	$1,560,000	$299,991	$1,859,991
2040	$3,570,000	$1,045,000	$278,600	$1,323,600
2041	$2,525,000	$940,000	$189,750	$1,129,750
2042	$1,585,000	$750,000	$179,200	$929,200
		$47,805,000	**$11,931,253**	**$59,736,253**

	Year	Total	Principal	Interest
This Year's Requirement	**2024**	**$5,946,980**	**$4,500,000**	**$ 1,446,980**
Maximum Requirement	**2024**	**$5,946,980**	**$4,500,000**	**$ 1,446,980**

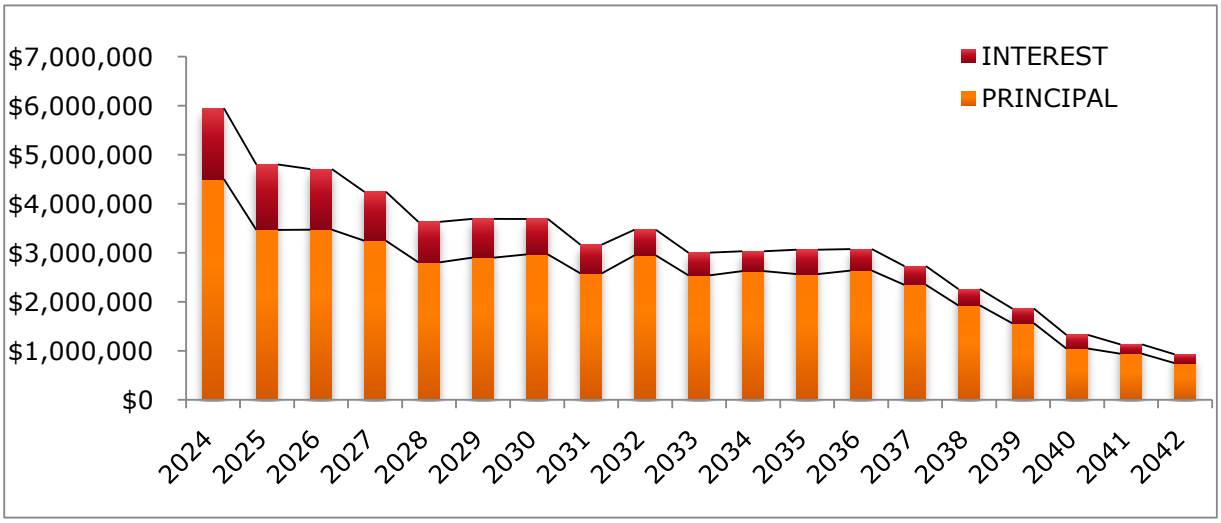

General Fund Debt Service Requirements to Maturity

as of October 1, 2023

YEAR ENDING SEPT. 30	DEBT OUTSTANDING OCT. 1	PRINCIPAL	INTEREST	TOTAL
2024	$30,775,000	$3,180,000	$968,817	$4,148,817
2025	$27,595,000	$2,105,000	$895,131	$3,000,131
2026	$25,490,000	$2,070,000	$836,622	$2,906,622
2027	$23,420,000	$1,895,000	$646,528	$2,541,528
2028	$21,525,000	$1,575,000	$521,941	$2,096,941
2029	$19,950,000	$1,630,000	$526,296	$2,156,296
2030	$18,320,000	$1,660,000	$493,244	$2,153,244
2031	$16,660,000	$1,240,000	$388,622	$1,628,622
2032	$15,420,000	$1,580,000	$356,153	$1,936,153
2033	$13,840,000	$1,625,000	$323,124	$1,948,124
2034	$12,215,000	$1,685,000	$288,729	$1,973,729
2035	$10,530,000	$1,600,000	$405,163	$2,005,163
2036	$8,930,000	$1,645,000	$372,959	$2,017,959
2037	$7,285,000	$1,330,000	$342,913	$1,672,913
2038	$5,955,000	$1,380,000	$314,925	$1,694,925
2039	$4,575,000	$1,005,000	$293,400	$1,298,400
2040	$3,570,000	$1,045,000	$278,600	$1,323,600
2041	$2,525,000	$940,000	$189,750	$1,129,750
2042	$1,585,000	$750,000	$179,200	$929,200
2043	$835,000	$4,000,000	$723,775	$4,723,775
		$33,940,000	**$9,345,891**	**$43,285,891**

	Year	Total	Principal	Interest
This Year's Requirement	**2024**	**$4,148,817**	**$3,180,000**	**$ 968,817**
Maximum Requirement	**2024**	**$4,148,817**	**$3,180,000**	**$968,817**

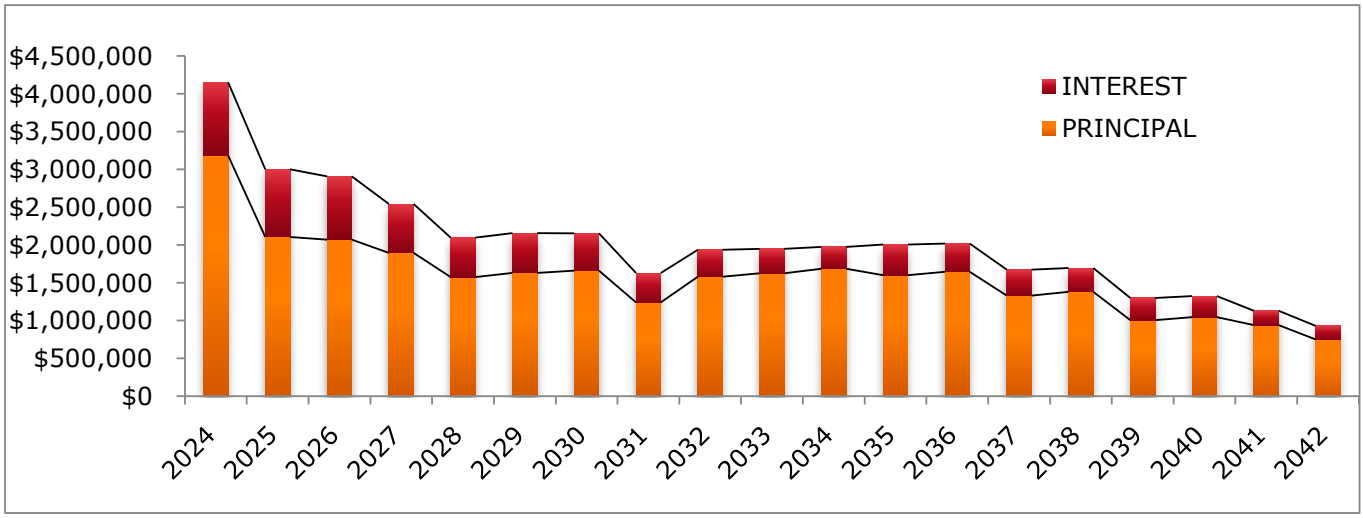

General Obligation Debt Service Fund 03

Budget Summary

	HISTORY		CURRENT YEAR		FORECAST
	FY2020-21 Actual	FY2021-22 Actual	FY2022-23 Budget	FY2022-23 Estimate	FY2023-24 Budget *
Fund Balance, October 1*	**$765,068**	**$758,686**	**$782,055**	**$782,055**	**$827,043**
Revenues:					
Ad Valorem Taxes	2,750,574	2,987,004	3,400,000	3,450,000	4,149,000
Delinquent Taxes	15,546	11,818	11,000	8,000	11,000
Penalty & Interest	13,221	13,410	11,000	15,000	11,000
Interest Income	1,262	5,113	2,000	35,000	40,000
Transfer from EDC	157,503	147,078	153,200	153,200	149,000
Current Year Resources	$2,938,106	$3,164,421	$3,577,200	$3,661,200	$4,360,000
Total Available Resources	**$ 3,703,174**	**$ 3,923,108**	**$ 4,359,255**	**$ 4,443,255**	**$ 5,187,043**
2016 Certificates of Obligation					
Principal	245,000	255,000	265,000	265,000	270,000
Interest	114,869	106,144	98,344	98,344	90,319
2018 Certificates of Obligation					
Principal	480,000	310,000	330,000	330,000	245,000
Interest	224,590	204,840	188,840	188,840	174,415
2014 Certificates of Obligation					
Principal	515,000	900,000	100,000	100,000	100,000
Interest	72,669	55,625	42,875	42,875	39,875
2003/2013 Certificate of Obligation					
Principal	200,000	195,000	190,000	190,000	0
Interest	10,913	6,469	2,138	2,138	0
2007 Certificates of Obligation					
Principal	200,000	210,000	220,000	220,000	225,000
Interest	61,239	52,814	43,977	43,977	34,832
2011 Certificates of Obligation					
Principal	455,000	0	0	0	0
Interest	24,341	0	0	0	0
2020 Refunding (2011) CO					
Principal	0	115,000	115,000	115,000	115,000
Interest	0	6,044	4,709	4,709	3,364
2019 Certificates of Obligation					
Principal	50,000	55,000	55,000	55,000	60,000
Interest	13,950	11,325	8,575	8,575	5,700
2020 TN Certificates of Obligation					
Principal	75,000	90,000	90,000	90,000	95,000
Interest	22,138	11,550	8,400	8,400	5,163
2020 Certificates of Obligation					
Principal	120,000	115,000	200,000	200,000	205,000
Interest	58,028	63,050	58,325	58,325	52,250
2021 Certificates of Obligation					
Principal	0	265,000	275,000	275,000	285,000
Interest	0	111,050	100,250	100,250	89,050
2022 Certificates of Obligation					
Principal	0	0	1,005,000	1,070,000	190,000
Interest	0	0	213,915	148,179	128,800
2023 Certificates of Obligation					
Principal	0	0	0	0	1,390,000
Interest	0	0	0	0	345,000
Fiscal Agent Charges	1,750	2,143	1,400	1,600	2,000
Total Debt Service Requirement	$2,944,487	$3,141,053	$3,616,748	$3,616,212	$4,150,767
Fund Balance, September 30	**$758,686**	**$782,055**	**$742,507**	**$827,043**	**$1,036,276**
	-6381	**23369**	**-39548**	**44988**	**209233**

General Obligation Debt Service Fund

Annual Debt Service Requirement

Series 2023 Certificates of Obligation ($8,950,000) *EST

YEAR ENDING SEPT. 30	DEBT OUTSTANDING OCT. 1	PRINCIPAL	Interest Rate	INTEREST	TOTAL
2024	$8,950,000	$1,390,000	4.5%	$345,000	$1,735,000
2025	$7,560,000	$310,000	4.5%	$333,225	$643,225
2026	$7,250,000	$325,000	4.5%	$333,225	$658,225
2027	$6,925,000	$155,000	4.5%	$200,000	$355,000
2028	$6,770,000	$345,000	4.5%	$124,000	$469,000
2029	$6,425,000	$360,000	4.5%	$168,000	$528,000
2030	$6,065,000	$380,000	4.5%	$171,000	$551,000
2031	$5,685,000	$330,000	4.5%	$100,000	$430,000
2032	$5,355,000	$345,000	4.5%	$100,000	$445,000
2033	$5,010,000	$360,000	4.5%	$100,000	$460,000
2034	$4,650,000	$375,000	4.5%	$100,000	$475,000
2035	$4,275,000	$395,000	4.5%	$250,000	$645,000
2036	$3,880,000	$415,000	4.5%	$250,000	$665,000
2037	$3,465,000	$430,000	4.5%	$250,000	$680,000
2038	$3,035,000	$450,000	4.5%	$250,000	$700,000
2039	$2,585,000	$470,000	4.5%	$250,000	$720,000
2040	$2,115,000	$495,000	4.5%	$250,000	$745,000
2041	$1,620,000	$515,000	4.5%	$175,000	$690,000
2042	$1,105,000	$540,000	4.5%	$175,000	$715,000
2043	$565,000	$565,000	4.5%	$175,000	$740,000
		$8,950,000		$4,099,450	$13,049,450

	Year	Total	Principal	Interest
This Year's Requirement	**2024**	**$1,735,000**	**$1,390,000**	**$345,000**
Maximum Requirement	**2024**	**$1,735,000**	**$1,390,000**	**$345,000**

Total Outstanding Bonds	**$8,950,000**
Total Original Issue	**$8,950,000**
Issue Date	**9/1/2023**

Proceeds for contractual obligations of the City to be incurred for making permanent public improvements and purposes, to-wit: (1) constructing street improvements, curbs, gutters, and sidewalk improvements, including drainage and traffic safety signalization and signage incidental thereto; (2) constructing, acquiring, purchasing, renovating, enlarging, and improving the City's utility system and public works facilities; (3) designing, constructing, renovating, improving, and equipping the City's parks and recreational facilities, including playground equipment; (4) the purchase of materials, supplies, equipment, digital signage, machinery, landscaping, land, and rights-of-way for authorized needs and purposes relating to the aforementioned capital improvements; (5) the purchase of fleet vehicles, technology improvements, HVAC improvements, public safety equipment, and a motorcycle; and (6) payment for professional and employee services relating to the design, construction, project management, inspection, consultant services, and financing of the aforementioned projects.

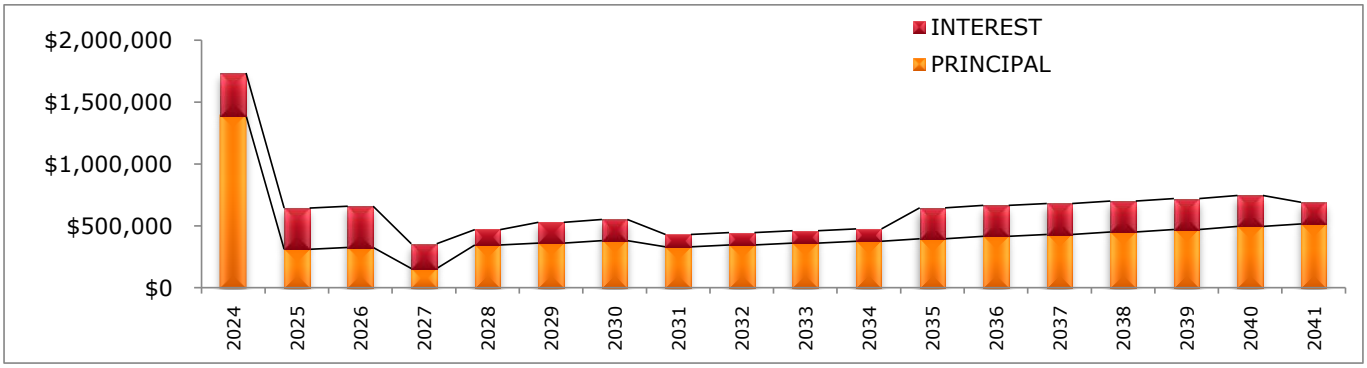

General Obligation Debt Service Fund

Annual Debt Service Requirement
Series 2022 Certificates of Obligation ($4,385,000)

YEAR ENDING SEPT. 30	DEBT OUTSTANDING OCT. 1	PRINCIPAL	Interest Rate	INTEREST	TOTAL
2024	$3,445,000	$190,000	4.0%	$128,800	$318,800
2025	$3,255,000	$200,000	4.0%	$121,000	$321,000
2026	$3,055,000	$210,000	4.0%	$112,800	$322,800
2027	$2,845,000	$215,000	4.0%	$104,300	$319,300
2028	$2,630,000	$125,000	4.0%	$97,500	$222,500
2029	$2,505,000	$130,000	4.0%	$92,400	$222,400
2030	$2,375,000	$135,000	4.0%	$87,100	$222,100
2031	$2,240,000	$140,000	4.0%	$81,600	$221,600
2032	$2,100,000	$145,000	4.0%	$75,900	$220,900
2033	$1,955,000	$150,000	4.0%	$70,000	$220,000
2034	$1,805,000	$160,000	4.0%	$63,800	$223,800
2035	$1,645,000	$165,000	4.0%	$57,300	$222,300
2036	$1,480,000	$170,000	4.0%	$50,600	$220,600
2037	$1,310,000	$180,000	4.0%	$43,600	$223,600
2038	$1,130,000	$185,000	4.0%	$36,300	$221,300
2039	$945,000	$195,000	4.0%	$28,700	$223,700
2040	$750,000	$200,000	4.0%	$20,800	$220,800
2041	$550,000	$210,000	4.0%	$12,600	$222,600
2042	$340,000	$210,000	4.0%	$4,200	$214,200
		$3,315,000		$1,289,300	$4,604,300

	Year	Total	Principal	Interest
This Year's Requirement	**2024**	**$318,800**	**$190,000**	**$128,800**
Maximum Requirement	**2025**	**$321,000**	**$200,000**	**$121,000**

Total Outstanding Bonds	**$3,315,000**
Total Original Issue	**$4,450,000**
Issue Date	**8/15/2022**

Proceeds for contractual obligations of the City to be incurred for making permanent public improvements and purposes, to-wit: (1) constructing street improvements, curbs, gutters, and sidewalk improvements, including drainage and traffic safety signalization and signage incidental thereto; (2) constructing, acquiring, purchasing, renovating, enlarging, and improving the City's utility system and public works facilities; (3) designing, constructing, renovating, improving, and equipping the City's parks and recreational facilities, including playground equipment; (4) the purchase of materials, supplies, equipment, digital signage, machinery, landscaping, land, and rights-of-way for authorized needs and purposes relating to the aforementioned capital improvements; (5) the purchase of fleet vehicles, technology improvements, HVAC improvements, public safety equipment, and a motorcycle; and (6) payment for professional and employee services relating to the design, construction, project management, inspection, consultant services, and financing of the aforementioned projects.

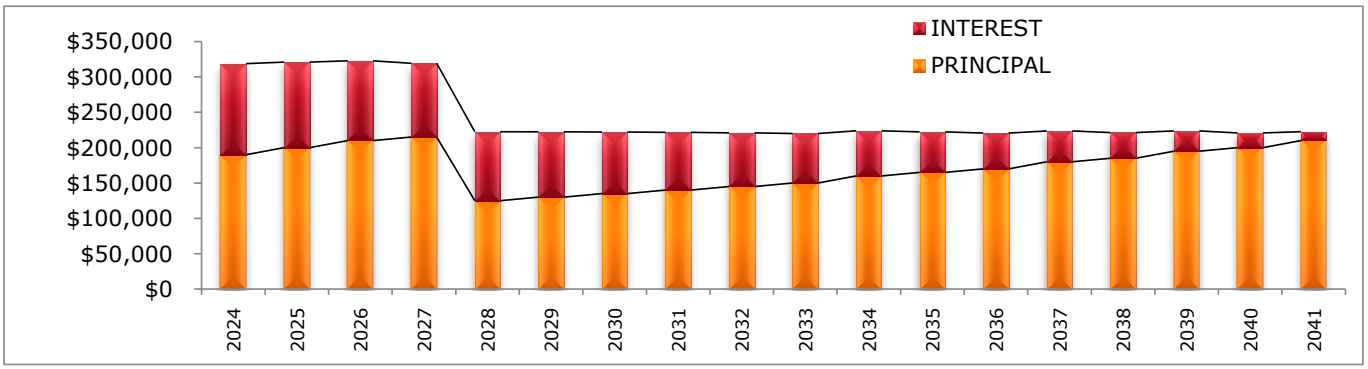

General Obligation Debt Service Fund

Annual Debt Service Requirement
Series 2021 Certificates of Obligation ($4,540,000)

YEAR ENDING SEPT. 30	DEBT OUTSTANDING OCT. 1	PRINCIPAL	Interest Rate	INTEREST	TOTAL
2024	$4,000,000	$285,000	4.000%	$89,050	$374,050
2025	$3,715,000	$295,000	2.000%	$80,400	$375,400
2026	$3,420,000	$295,000	2.000%	$74,500	$369,500
2027	$3,125,000	$225,000	3.000%	$68,175	$293,175
2028	$2,900,000	$230,000	3.000%	$61,350	$291,350
2029	$2,670,000	$235,000	3.000%	$54,375	$289,375
2030	$2,435,000	$215,000	3.000%	$47,625	$262,625
2031	$2,220,000	$220,000	2.000%	$42,200	$262,200
2032	$2,000,000	$185,000	2.000%	$38,150	$223,150
2033	$1,815,000	$185,000	2.000%	$34,450	$219,450
2034	$1,630,000	$190,000	2.000%	$30,700	$220,700
2035	$1,440,000	$195,000	2.000%	$26,850	$221,850
2036	$1,245,000	$200,000	2.000%	$22,900	$222,900
2037	$1,045,000	$200,000	2.000%	$18,900	$218,900
2038	$845,000	$205,000	2.000%	$14,850	$219,850
2039	$640,000	$210,000	2.000%	$10,700	$220,700
2040	$430,000	$215,000	2.000%	$6,450	$221,450
2041	$215,000	$215,000	2.000%	$2,150	$217,150
		$4,000,000		$723,775	$4,723,775

	Year	Total	Principal	Interest
This Year's Requirement	**2024**	**$374,050**	**$285,000**	**$89,050**
Maximum Requirement	**2025**	**$375,400**	**$295,000**	**$80,400**

Total Outstanding Bonds	**$4,000,000**
Total Original Issue	**$4,540,000**
Issue Date	**8/1/2021**

Proceeds for contractual obligations of the City to be incurred for making permanent public improvements and purposes, to-wit: (1) constructing street improvements, curbs, gutters, and sidewalk improvements, including drainage and traffic safety signalization and signage incidental thereto; (2) constructing, acquiring, purchasing, renovating, enlarging, and improving the City's utility system and public works facilities; (3) designing, constructing, renovating, improving, and equipping the City's parks and recreational facilities, including playground equipment; (4) the purchase of materials, supplies, equipment, digital signage, machinery, landscaping, land, and rights-of-way for authorized needs and purposes relating to the aforementioned capital improvements; (5) the purchase of fleet vehicles, technology improvements, HVAC improvements, public safety equipment, and a motorcycle; and (6) payment for professional and employee services relating to the design, construction, project management, inspection, consultant services, and financing of the aforementioned projects.

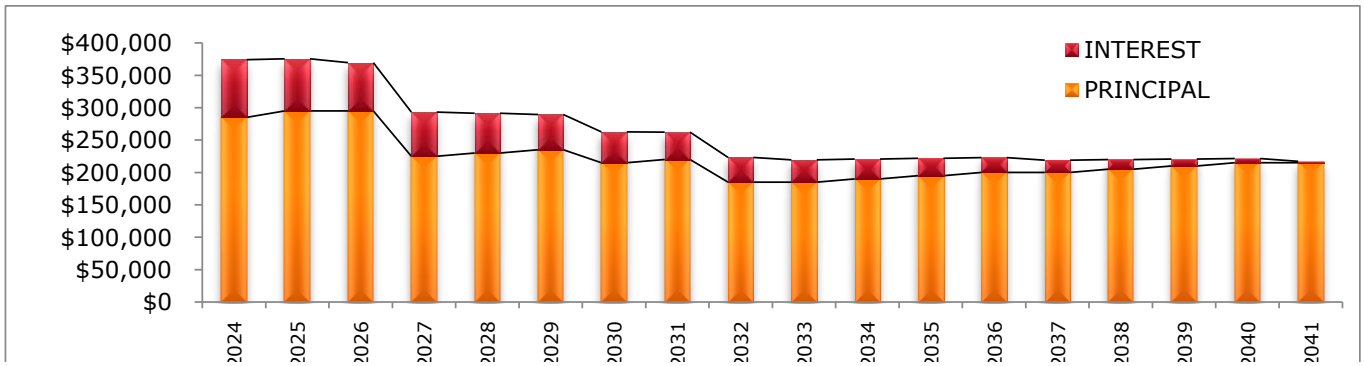

General Obligation Debt Service Fund

Annual Debt Service Requirement - GF (03)

Series 2020 Certificate of Obligation (2011 REF) $7,365,000

YEAR ENDING SEPT. 30	DEBT OUTSTANDING OCT. 1	PRINCIPAL	Interest Rate	INTEREST	TOTAL
2024	$345,000	$115,000	1.17%	$3,364	$118,364
2025	$230,000	$115,000	1.17%	$2,018	$117,018
2026	$115,000	$115,000	1.17%	$673	$115,673
		$345,000		**$6,055**	**$351,055**

Total Outstanding Bonds	**$345,000**
Total Original Issue	**$4,585,000**
Issue Date	**7/27/2011**

For the purpose of paying contractual obligations of the City to be incurred for making permanent public improvements and for other public purposes, to wit: (1) constructing, acquiring, purchasing, renovating, enlarging , and improving the System, (2) constructing street improvements (including utility repair, replacement, and relocation), curb, gutters, and sidewalk improvements, (3) constructing, renovating, and improving various City facilities, (4) purchasing a new fire truck, public safety vehicles and ambulance vehicles.

	Year	Total	Principal	Interest
This Year's Requirement	**2024**	**$118,364**	**$115,000**	**$3,364**
Maximum Requirement	**2024**	**$118,364**	**$115,000**	**$3,364**

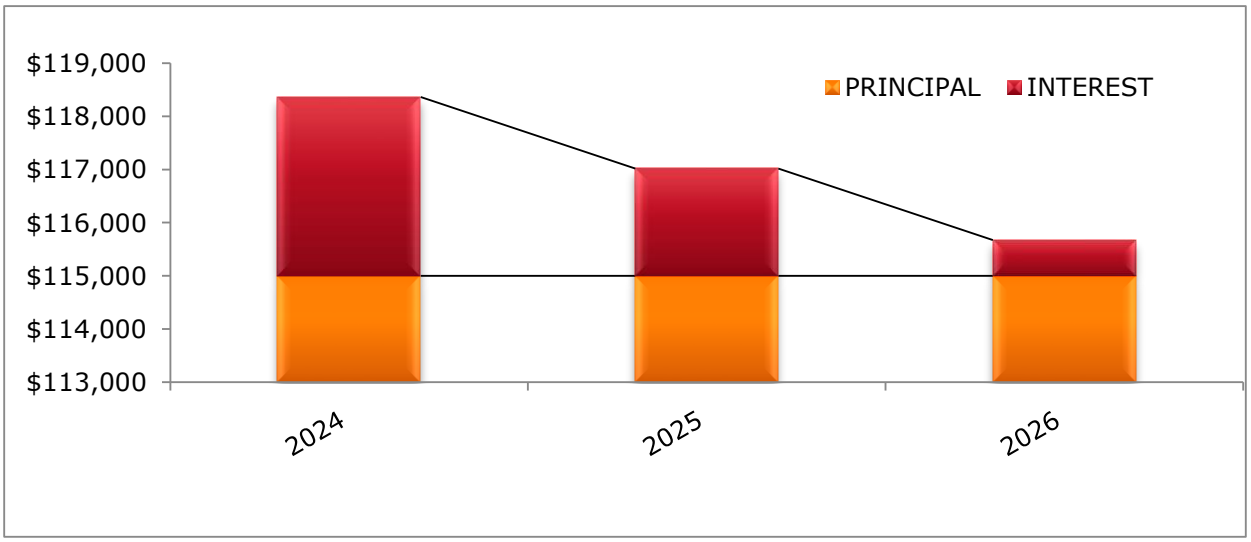

General Obligation Debt Service Fund

Annual Debt Service Requirement

Series 2020 Certificates of Obligation ($2,910,000)

YEAR ENDING SEPT. 30	DEBT OUTSTANDING OCT. 1	PRINCIPAL	Interest Rate	INTEREST	TOTAL
2024	$2,475,000	$205,000	3.000%	$52,250	$257,250
2025	$2,270,000	$155,000	3.000%	$46,850	$201,850
2026	$2,115,000	$165,000	3.000%	$42,050	$207,050
2027	$1,950,000	$170,000	3.000%	$37,025	$207,025
2028	$1,780,000	$170,000	3.000%	$31,925	$201,925
2029	$1,610,000	$175,000	3.000%	$26,750	$201,750
2030	$1,435,000	$180,000	1.500%	$22,775	$202,775
2031	$1,255,000	$120,000	1.500%	$20,525	$140,525
2032	$1,135,000	$120,000	1.500%	$18,725	$138,725
2033	$1,015,000	$120,000	1.500%	$16,925	$136,925
2034	$895,000	$125,000	1.500%	$15,088	$140,088
2035	$770,000	$125,000	1.500%	$13,213	$138,213
2036	$645,000	$125,000	1.500%	$11,338	$136,338
2037	$520,000	$125,000	2.000%	$9,150	$134,150
2038	$395,000	$130,000	2.000%	$6,600	$136,600
2039	$265,000	$130,000	2.000%	$4,000	$134,000
2040	$135,000	$135,000	2.000%	$1,350	$136,350
		$2,475,000		$376,538	$2,851,538

	Year	Total	Principal	Interest
This Year's Requirement	**2024**	**$257,250**	**$205,000**	**$52,250**
Maximum Requirement	**2024**	**$257,250**	**$205,000**	**$52,250**

Total Outstanding Bonds **$2,475,000**
Total Original Issue **$2,910,000**
Issue Date **8/24/2020**

Proceeds to be used for Fire Station Building renovations, street improvements, vehicles and equipment, and technology enhancements, construction of an incubator restaurant site.

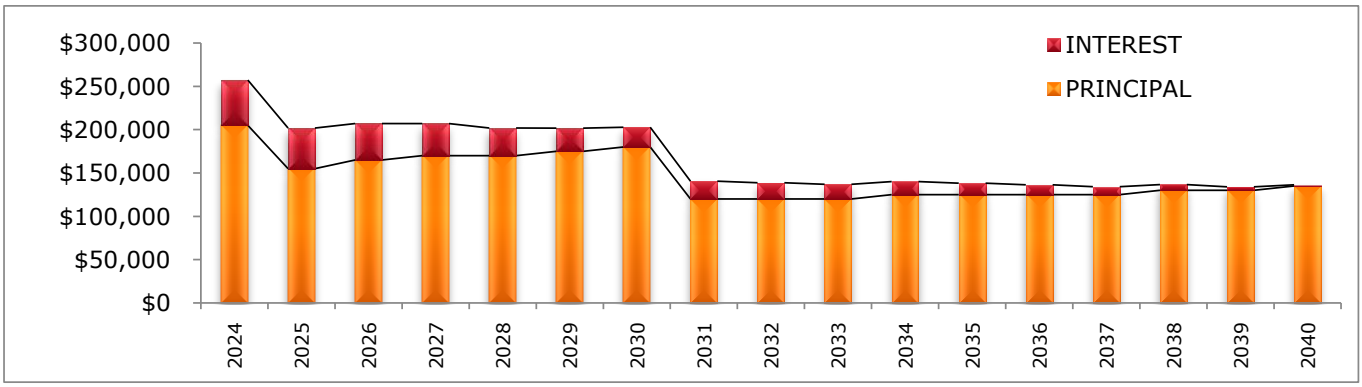

General Obligation Debt Service Fund

Annual Debt Service Requirement

Series 2020 Certificates of Obligation Tax Note ($450,000)

YEAR ENDING SEPT. 30	DEBT OUTSTANDING OCT. 1	PRINCIPAL	Interest Rate	INTEREST	TOTAL
2024	$195,000	$95,000	3.500%	$5,163	$100,163
2025	$100,000	$100,000	3.500%	$1,750	$101,750
		$195,000		$6,913	$201,913

	Year	Total	Principal	Interest
This Year's Requirement	**2024**	**$100,163**	**$95,000**	**$5,163**
Maximum Requirement	**2025**	**$101,750**	**$100,000**	**$1,750**

Total Outstanding Bonds **$195,000**
Total Original Issue **$450,000**
Issue Date **2/5/2020**

Proceeds to be used for design of Fire Station Restroom renovation and purchase of ambulance.

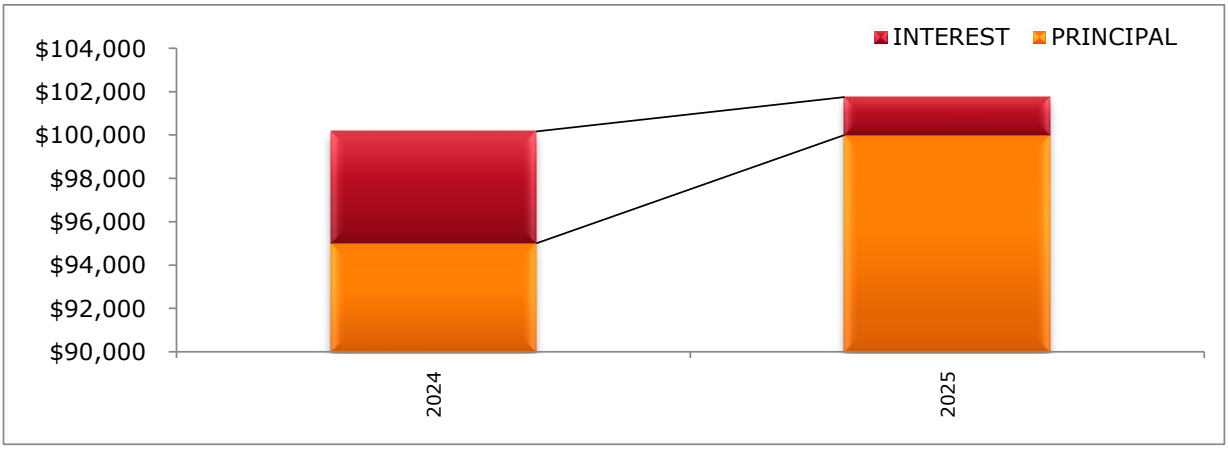

General Obligation Debt Service Fund

Annual Debt Service Requirement

Series 2019 Certificates of Obligation ($425,000)

YEAR ENDING SEPT. 30	DEBT OUTSTANDING OCT. 1	PRINCIPAL	Interest Rate	INTEREST	TOTAL
2024	$180,000	$60,000	5.000%	$5,700	$65,700
2025	$120,000	$60,000	2.000%	$3,600	$63,600
2026	$60,000	$60,000	5.000%	$1,500	$61,500
		$180,000		$10,800	$190,800

	Year	Total	Principal	Interest
This Year's Requirement	**2024**	**$65,700**	**$60,000**	**$5,700**
Maximum Requirement	**2024**	**$65,700**	**$60,000**	**$5,700**

Total Outstanding Bonds **$180,000**
Total Original Issue **$425,000**
Issue Date **8/15/2019**

Proceeds to be used for capital equipment. Proceeds can also be used for: construct street improvements such as utilities repair, curb, gutters, sidewalk and drainage improvement. Construct, improve, renovate existing municipal facilities or parks projects. Purchase of materials, supplies, equipment and land for aforementioned capital improvements. Payment of professional services - design, construction, project management, inspection & consultation of such capital improvements.

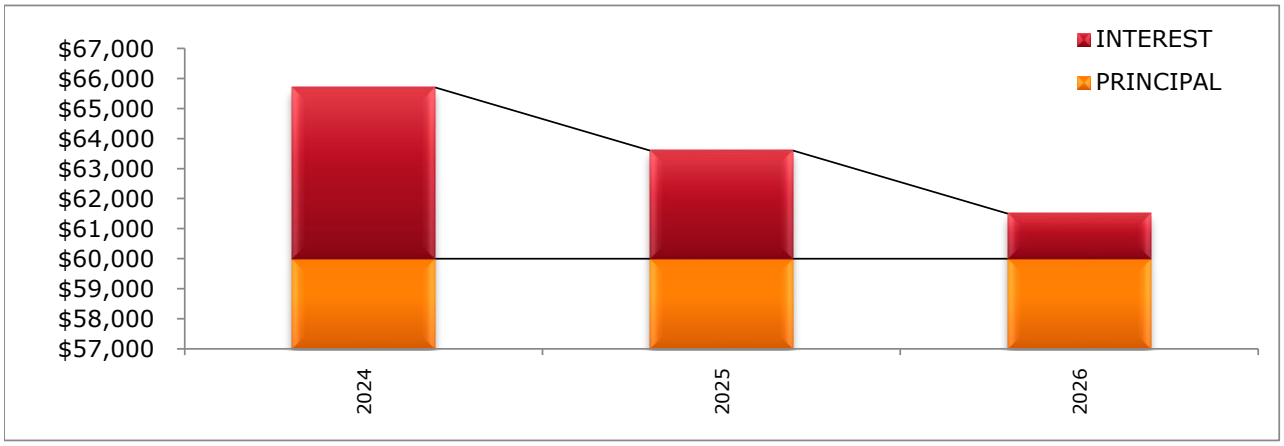

General Obligation Debt Service Fund

Annual Debt Service Requirement

Series 2018 Certificates of Obligation ($6,780,000)

YEAR ENDING SEPT. 30	DEBT OUTSTANDING OCT. 1	PRINCIPAL	Interest Rate	INTEREST	TOTAL
2024	$4,905,000	$245,000	5.000%	$174,465	$419,465
2025	$4,660,000	$255,000	5.000%	$161,965	$416,965
2026	$4,405,000	$265,000	5.000%	$148,965	$413,965
2027	$4,140,000	$285,000	5.000%	$135,215	$420,215
2028	$3,855,000	$300,000	5.000%	$120,590	$420,590
2029	$3,555,000	$310,000	3.000%	$108,440	$418,440
2030	$3,245,000	$320,000	3.000%	$98,990	$418,990
2031	$2,925,000	$325,000	3.000%	$89,315	$414,315
2032	$2,600,000	$335,000	3.000%	$79,415	$414,415
2033	$2,265,000	$350,000	3.000%	$69,140	$419,140
2034	$1,915,000	$360,000	3.150%	$58,220	$418,220
2035	$1,555,000	$370,000	3.250%	$46,538	$416,538
2036	$1,185,000	$380,000	3.250%	$34,350	$414,350
2037	$805,000	$395,000	3.500%	$21,263	$416,263
2038	$410,000	$410,000	3.500%	$7,175	$417,175
		$4,905,000		$1,354,045	$6,259,045

	Year	Total	Principal	Interest
This Year's Requirement	**2024**	**$419,465**	**$245,000**	**$174,465**
Maximum Requirement	**2028**	**$420,590**	**$300,000**	**$120,590**

Total Outstanding Bonds **$4,905,000**
Total Original Issue **$6,780,000**
Issue Date **9/18/2018**

Construct street improvements such as utilities repair, curb, gutters, sidewalk and drainage improvement. Construct, improve, renovate existing municipal facilities including a splash pad and park trails. Purchase of materials, supplies, equipment and land for aforementioned capital improvements. Payment of professional services - design, construction, project management, inspection & consultation of such capital improvements.

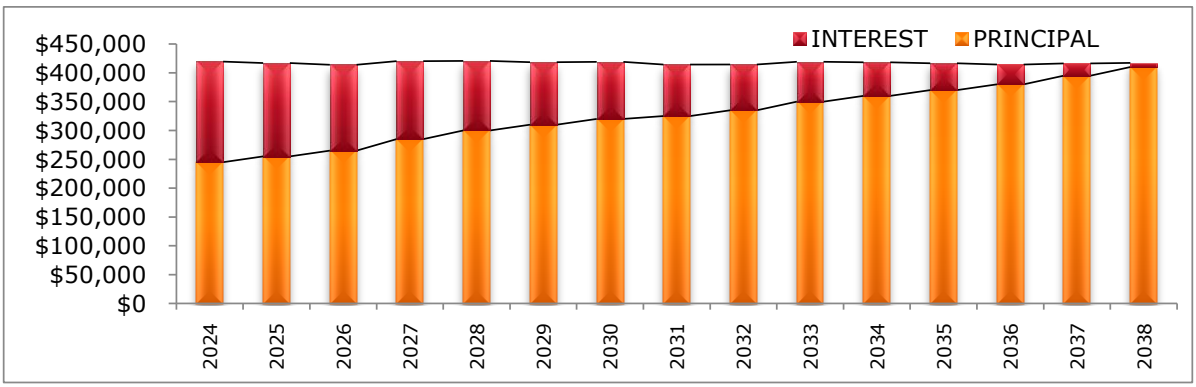

General Obligation Debt Service Fund

Annual Debt Service Requirement

Series 2016 Certificates of Obligation ($5,885,000)

YEAR ENDING SEPT. 30	DEBT OUTSTANDING OCT. 1	PRINCIPAL	Interest Rate	INTEREST	TOTAL
2024	$4,095,000	$270,000	3.000%	$90,319	$360,319
2025	$3,825,000	$280,000	3.000%	$82,069	$362,069
2026	$3,545,000	$290,000	3.000%	$73,519	$363,519
2027	$3,255,000	$295,000	2.125%	$66,034	$361,034
2028	$2,960,000	$300,000	2.125%	$59,713	$359,713
2029	$2,660,000	$310,000	2.125%	$53,231	$363,231
2030	$2,350,000	$315,000	2.125%	$46,591	$361,591
2031	$2,035,000	$320,000	2.125%	$39,844	$359,844
2032	$1,715,000	$330,000	2.125%	$32,938	$362,938
2033	$1,385,000	$335,000	2.125%	$25,872	$360,872
2034	$1,050,000	$345,000	2.125%	$18,647	$363,647
2035	$705,000	$350,000	2.125%	$11,263	$361,263
2036	$355,000	$355,000	2.125%	$3,772	$358,772
		$4,095,000		$603,809	$4,698,809

	Year	Total	Principal	Interest
This Year's Requirement	**2024**	**$360,319**	**$270,000**	**$90,319**
Maximum Requirement	**2034**	**$363,647**	**$345,000**	**$18,647**

Total Outstanding Bonds	**$4,095,000**
Total Original Issue	**$5,885,000**
Issue Date	**9/28/2016**

Construct street improvements such as utilities repair, curb, gutters, sidewalk and drainage improvement. Construct, improve, renovate existing municipal facilities including a splash pad and park trails. Purchase of materials, supplies, equipment and land for aforementioned capital improvements. Payment of professional services - design, construction, project management, inspection & consultation of such capital improvements.

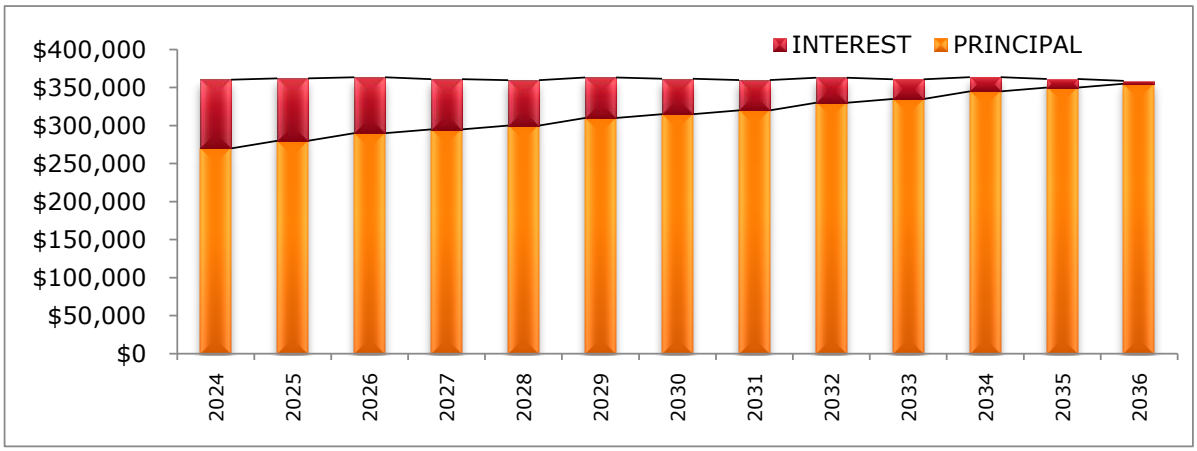

General Obligation Debt Service Fund

Annual Debt Service Requirement

Series 2014 Certificates of Obligation ($3,500,000)

YEAR ENDING SEPT. 30	DEBT OUTSTANDING OCT. 1	PRINCIPAL	Interest Rate	INTEREST	TOTAL
2024	$1,225,000	$100,000	3.000%	$39,875	$139,875
2025	$1,125,000	$100,000	3.000%	$36,875	$136,875
2026	$1,025,000	$100,000	3.000%	$33,875	$133,875
2027	$925,000	$105,000	3.500%	$30,538	$135,538
2028	$820,000	$105,000	3.500%	$26,863	$131,863
2029	$715,000	$110,000	3.500%	$23,100	$133,100
2030	$605,000	$115,000	3.500%	$19,163	$134,163
2031	$490,000	$115,000	3.500%	$15,138	$130,138
2032	$375,000	$120,000	3.500%	$11,025	$131,025
2033	$255,000	$125,000	3.500%	$6,738	$131,738
2034	$130,000	$130,000	3.500%	$2,275	$132,275
		$1,225,000		$245,465	$1,470,465

	Year	Total	Principal	Interest
This Year's Requirement	**2024**	**$139,875**	**$100,000**	**$39,875**
Maximum Requirement	**2024**	**$139,875**	**$100,000**	**$39,875**

Total Outstanding Bonds **$1,225,000**
Total Original Issue **$3,500,000**
Issue Date **7/28/2014**

Constructing street improvements such as utilities repair, curb, gutters, sidewalk and drainage improvement. Demolish, construct, improve, renovate and enlarge parks and recreation projects such as the Senior Center Facility. Purchase of materials, supplies, equipment and land for Senior Center Facility. Payment of professional services related to design, construction, project management, inspection & consultation of Senior Center Facility.

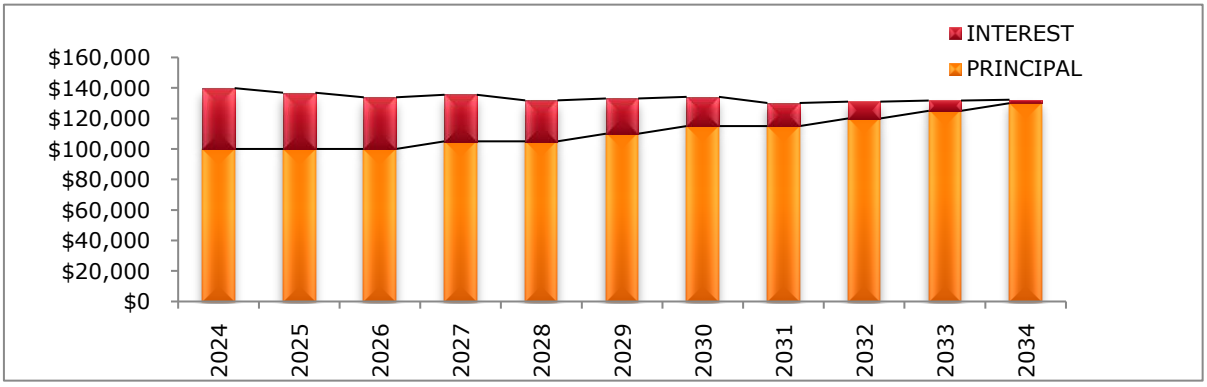

General Obligation Debt Service Fund

Annual Debt Service Requirement

Series 2007 Certificate of Obligation ($3,400,000)

YEAR ENDING SEPT. 30	DEBT OUTSTANDING OCT. 1	PRINCIPAL	Interest Rate	INTEREST	TOTAL
2024	$ 960,000	$225,000	4.11%	$34,832	$259,832
2025	$ 735,000	$235,000	4.11%	$25,379	$260,379
2026	$ 500,000	$245,000	4.11%	$15,515	$260,515
2027	$ 255,000	$255,000	4.11%	$5,240	$260,240
		$960,000		**$80,967**	**$1,040,967**

	Year	Total	Principal	Interest
This Year's Requirement	**2024**	**$259,832**	**$225,000**	**$34,832**
Maximum Requirement	**2026**	**$260,515**	**$245,000**	**$15,515**
Total Outstanding Bonds	**$960,000**			
Total Original Issue	**$3,400,000**			
Issue Date	**8/29/2007**			

For the purpose of paying contractual obligations of the City to be incurred for making permanent public improvements and for other public purposes, to wit: (1) constructing, purchasing, renovating, and improving the City's public safety facilities, including police, fire, and emergency medical services, (2) constructing street improvements (including utilities repair, replacement, and relocation) and drainage incidental thereto; (3) the purchase of materials, supplies, equipment, machinery, land, rights-of-way for authorized needs and purposes relating to public safety improvement purposes and street improvement purposes, and (4) the payment of professional services related to the construction and financing of the aforementioned projects.

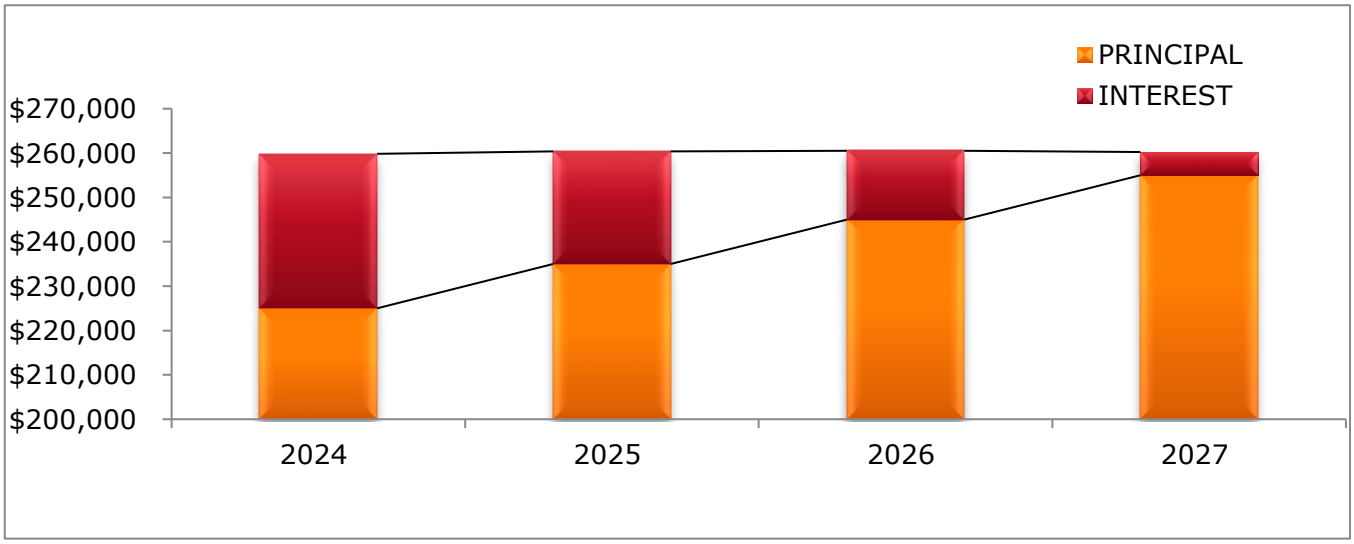

W/S Certificate of Obligation Bonds
Debt Service Schedule
Requirements to Maturity
All Issues

YEAR ENDING SEPT. 30	DEBT OUTSTANDING OCT.1	PRINCIPAL	INTEREST	TOTAL
2024	$17,875,000	$1,320,000	$478,163	$1,798,163
2025	$16,555,000	$1,360,000	$439,722	$1,799,722
2026	$15,195,000	$1,400,000	$399,897	$1,799,897
2027	$13,795,000	$1,350,000	$351,923	$1,701,923
2028	$12,435,000	$1,230,000	$303,648	$1,533,648
2029	$11,205,000	$1,270,000	$264,048	$1,534,048
2030	$9,935,000	$1,305,000	$229,973	$1,534,973
2031	$8,630,000	$1,340,000	$197,273	$1,537,273
2032	$7,290,000	$1,365,000	$166,123	$1,531,123
2033	$5,925,000	$915,000	$139,123	$1,054,123
2034	$5,010,000	$940,000	$115,935	$1,055,935
2035	$4,070,000	$965,000	$91,460	$1,056,460
2036	$3,105,000	$990,000	$65,998	$1,055,998
2037	$2,115,000	$1,015,000	$39,611	$1,054,611
2038	$1,100,000	$545,000	$19,653	$564,653
2039	$555,000	$555,000	$6,591	$561,591
		$17,865,000	**$3,309,137**	**$21,174,137**

	Year	Total	Principal	Interest
This Year's Requirement	**2024**	**$1,803,433**	**$1,320,000**	**$478,163**
Maximum Requirement	**2026**	**$1,799,897**	**$1,400,000**	**$399,897**

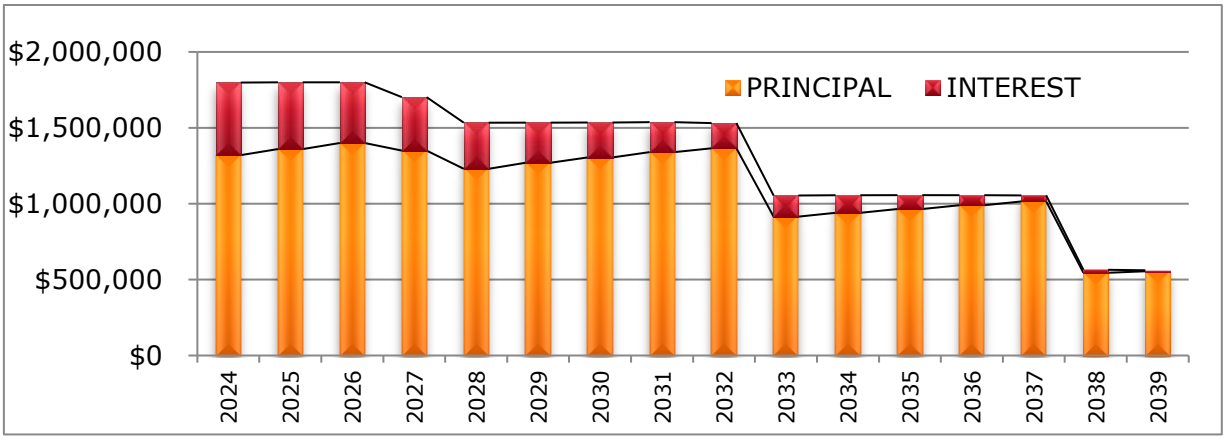

Water and Sewer Certificates of Obligation
Budget Summary FUND 44

	HISTORY		CURRENT YEAR		FORECAST
	2020-21 Actual	2021-22 Actual	2022-23 Budget	2022-23 Estimate*	2023-24 Budget *
Fund Balance, October 1	**($39,947)**	**$24,122**	**$129,544**	**$129,544**	**$49,396**
Revenue:					
Transfer from W/S Op Fund	1,598,324	1,760,000	1,726,000	1,726,000	1,800,000
Transfer from W/S CO	0	0	0	0	0
Interest income	0	0	0	0	0
Total Revenue	1,598,324	1,760,000	1,726,000	1,726,000	1,800,000
Total Available Resources	**1,558,377**	**1,784,122**	**1,855,544**	**1,855,544**	**1,849,396**
Debt Service Requirements:					
Series 2011 CO/Refunding					
Principal	0	0	225,000	225,000	225,000
Interest	4,796	(4,311)	9,448	9,448	6,815
Series 2012 CO					
Principal	0	0	365,000	365,000	380,000
Interest	158,850	95,775	113,000	113,000	100,000
Series 2017 CO					
Principal	0	0	315,000	315,000	325,000
Interest	190,800	181,725	172,425	172,425	162,825
Series 2019 CO					
Principal	0	0	275,000	275,000	285,000
Interest	203,609	220,523	207,023	207,023	193,023
Series 2022 (PROPOSED)	-	-	105,000	105,000	105,000
			18,852	18,852	15,500
Transfer Principal to Utility Constructio	975,000	1,160,000			
Transfer to W/S Rev					
Fiscal Agent Charges	1,200	867	1,000	400	1,000
Total Debt Service Requirements	1,534,255	1,654,578	1,806,747	1,806,147	1,799,163
Fund Balance, September 30	**$24,122**	**$129,544**	**$48,796**	**$49,396**	**$50,234**

***Fund 42 fund balance included**

W/S Debt Service Fund 44

Annual Debt Service Requirement - Utility (44)

Series 2017 - Certificate of Obligation ($7,325,000)

YEAR ENDING SEPT. 30	DEBT OUTSTANDING OCT. 1	PRINCIPAL	Interest Rate	INTEREST	TOTAL
2024	$5,590,000	$325,000	3.00%	$162,825	$487,825
2025	$5,265,000	$335,000	3.00%	$152,925	$487,925
2026	$4,930,000	$345,000	3.00%	$142,725	$487,725
2027	$4,585,000	$355,000	3.00%	$132,225	$487,225
2028	$4,230,000	$370,000	3.00%	$121,350	$491,350
2029	$3,860,000	$380,000	3.00%	$110,100	$490,100
2030	$3,480,000	$390,000	3.00%	$98,550	$488,550
2031	$3,090,000	$405,000	3.00%	$86,625	$491,625
2032	$2,685,000	$415,000	3.00%	$74,325	$489,325
2033	$2,270,000	$425,000	3.00%	$61,725	$486,725
2034	$1,845,000	$440,000	3.00%	$48,750	$488,750
2035	$1,405,000	$455,000	3.00%	$35,325	$490,325
2036	$950,000	$470,000	3.00%	$21,450	$491,450
2037	$480,000	$480,000	3.00%	$7,200	$487,200
		$5,590,000		**$1,256,100**	**$6,846,100**

Total Outstanding Bonds	**$5,590,000**
Total Original Issue	**$7,325,000**
Issue Date	**6/1/2017**

For the purpose of paying contractual obligations of the City to be incurred for making permanent public improvements and for other public purposes, to wit: (1) constructing, acquiring, purchasing, renovating, enlarging , and improving the System, (2) constructing street improvements (including utility repair, replacement, and relocation), curb, gutters, and sidewalk improvements, (3) constructing, acquiring, purchasing, renovating, enlarging and improving the storm water and drainage system.

	Year	Total	Principal	Interest
This Year's Requirement	**2024**	**$487,825**	**$325,000**	**$162,825**
Maximum Requirement	**2031**	**$491,625**	**$405,000**	**$86,625**

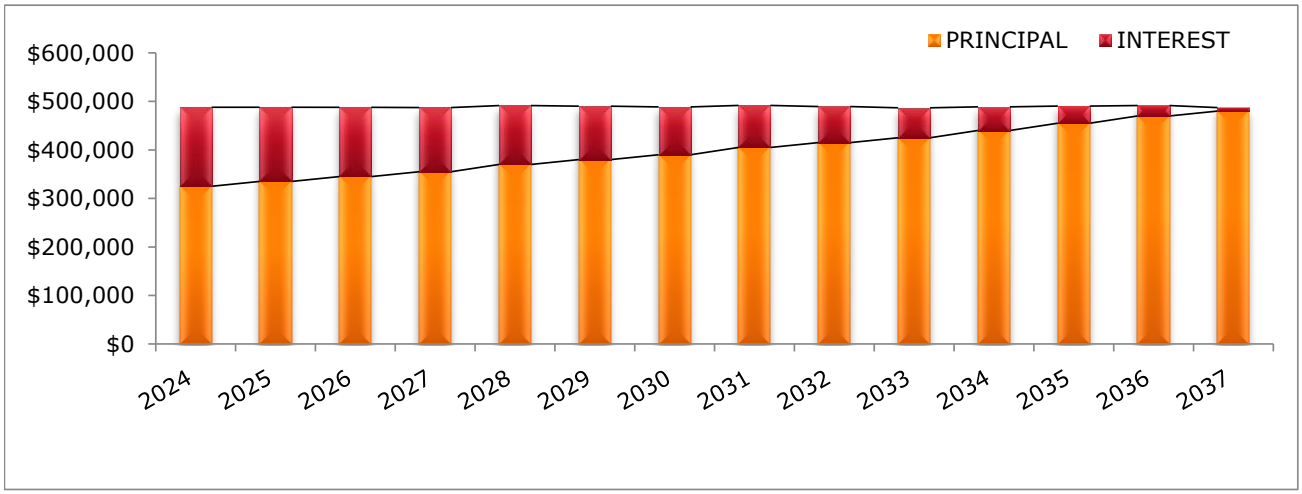

W/S Debt Service Fund 44

Annual Debt Service Requirement - Utility (44)

Series 2021 Certificate of Obligation (2012 REF) $7,730,000

YEAR ENDING SEPT. 30	DEBT OUTSTANDING OCT. 1	PRINCIPAL	Interest Rate	INTEREST	TOTAL
2024	$3,835,000	$380,000	3.00%	$100,000	$480,000
2025	$3,455,000	$385,000	3.00%	$88,525	$473,525
2026	$3,070,000	$400,000	3.00%	$76,750	$476,750
2027	$2,670,000	$415,000	3.00%	$64,525	$479,525
2028	$2,255,000	$425,000	3.00%	$51,925	$476,925
2029	$1,830,000	$440,000	3.00%	$38,950	$478,950
2030	$1,390,000	$455,000	3.00%	$25,525	$480,525
2031	$935,000	$465,000	2.00%	$14,050	$479,050
2032	$470,000	$470,000	2.00%	$4,700	$474,700
		$3,835,000		**$464,950**	**$4,299,950**

Total Outstanding Bonds	**$3,835,000**
Total Original Issue	**$7,730,000**
Issue Date	**8/27/2012**

For the purpose of paying contractual obligations of the City to be incurred for making permanent public improvements and for other public purposes, to wit: (1) constructing, acquiring, purchasing, renovating, enlarging, and improving the System, (2) constructing street improvements (including utility repair, replacement, and relocation), curb, gutters, and sidewalk improvements, (3) constructing, acquiring, purchasing, renovating, enlarging and improving the storm water and drainage system.

	Year	Total	Principal	Interest
This Year's Requirement	**2024**	**$480,000**	**$380,000**	**$100,000**
Maximum Requirement	**2030**	**$480,525**	**$455,000**	**$25,525**

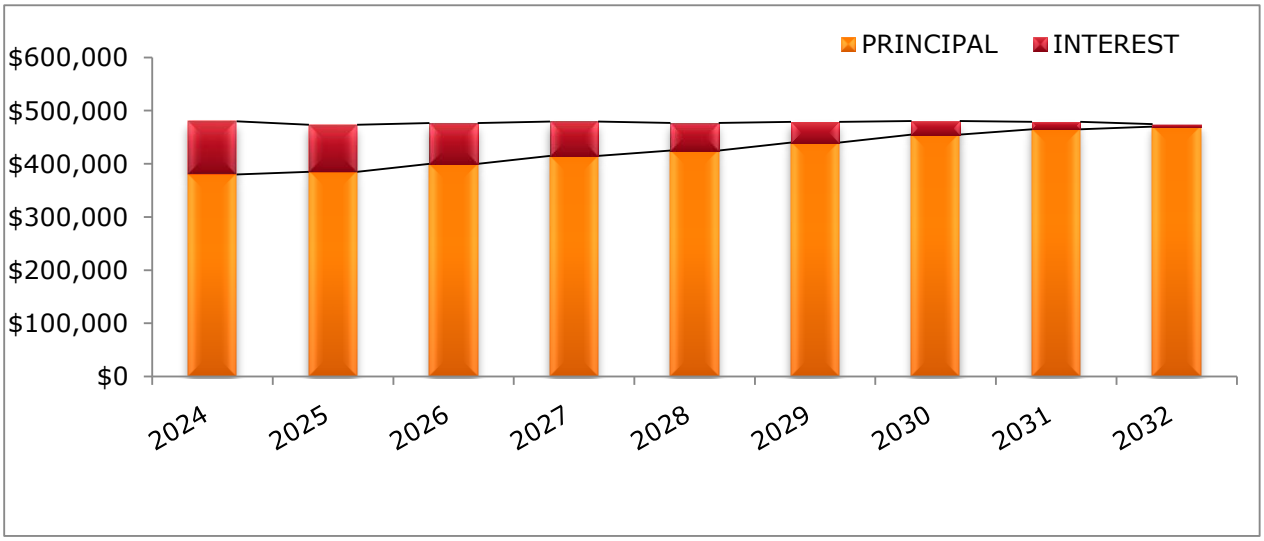

W/S Debt Service Fund 44

Annual Debt Service Requirement - Utility (44)

Series 2019 - Certificate of Obligation ($8,065,000)

YEAR ENDING SEPT. 30	DEBT OUTSTANDING OCT. 1	PRINCIPAL	Interest Rate	INTEREST	TOTAL
2024	$7,305,000	$285,000	5.00%	$193,023	$478,023
2025	$7,020,000	$295,000	2.00%	$182,948	$477,948
2026	$6,725,000	$310,000	5.00%	$172,248	$482,248
2027	$6,415,000	$465,000	5.00%	$152,873	$617,873
2028	$5,950,000	$435,000	5.00%	$130,373	$565,373
2029	$5,515,000	$450,000	2.00%	$114,998	$564,998
2030	$5,065,000	$460,000	2.00%	$105,898	$565,898
2031	$4,605,000	$470,000	2.00%	$96,598	$566,598
2032	$4,135,000	$480,000	2.00%	$87,098	$567,098
2033	$3,655,000	$490,000	2.00%	$77,398	$567,398
2034	$3,165,000	$500,000	2.13%	$67,185	$567,185
2035	$2,665,000	$510,000	2.25%	$56,135	$566,135
2036	$2,155,000	$520,000	2.25%	$44,548	$564,548
2037	$1,635,000	$535,000	2.35%	$32,411	$567,411
2038	$1,100,000	$545,000	2.38%	$19,653	$564,653
2039	$555,000	$555,000	2.38%	$6,591	$561,591
		$7,305,000		**$1,539,973**	**$8,844,973**

Total Outstanding Bonds	**$7,305,000**
Total Original Issue	**$8,065,000**
Issue Date	**8/1/2019**

For the purpose of paying contractual obligations of the City to be incurred for making permanent public improvements and for other public purposes, to wit: (1) constructing, acquiring, purchasing, renovating, enlarging , and improving the System, (2) constructing street improvements (including utility repair, replacement, and relocation), curb, gutters, and sidewalk improvements, (3) constructing, acquiring, purchasing, renovating, enlarging and improving the storm water and drainage system.

	Year	Total	Principal	Interest
This Year's Requirement	**2024**	**$478,023**	**$285,000**	**$193,023**
Maximum Requirement	**2027**	**$617,873**	**$465,000**	**$152,873**

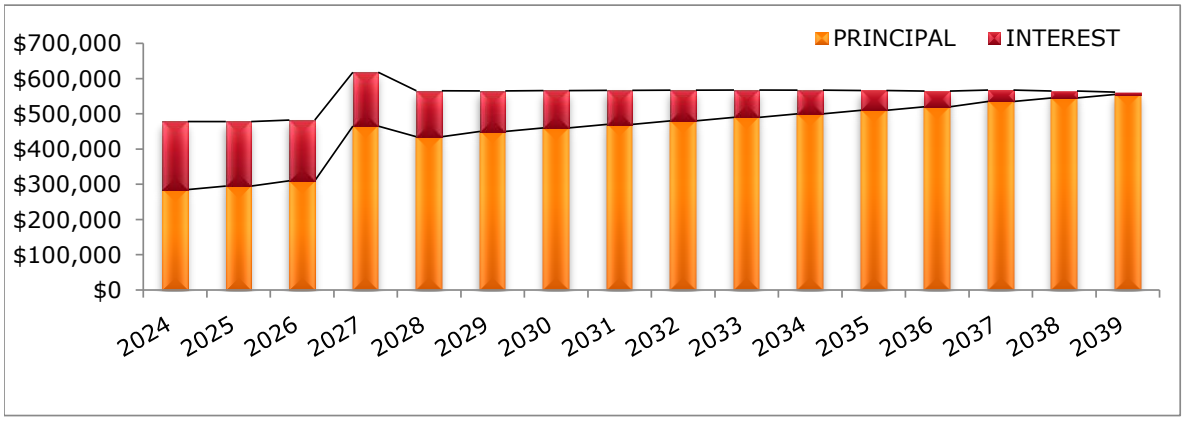

W/S Debt Service Fund - 44

Annual Debt Service Requirement - Utility (44)

Series 2020 Certificate of Obligation (2011 REF) $7,365,000

YEAR ENDING SEPT. 30	DEBT OUTSTANDING OCT. 1	PRINCIPAL	Interest Rate	INTEREST	TOTAL
2024	$695,000	$225,000	1.17%	$6,815	$231,815
2025	$470,000	$235,000	1.17%	$4,124	$239,124
2026	$235,000	$235,000	1.17%	$1,375	$236,375
		$695,000		**$12,314**	**$707,314**

Total Outstanding Bonds	**$695,000**
Total Original Issue	**$7,365,000**
Issue Date	**7/27/2011**

For the purpose of paying contractual obligations of the City to be incurred for making permanent public improvements and for other public purposes, to wit: (1) constructing, acquiring, purchasing, renovating, enlarging , and improving the System, (2) constructing street improvements (including utility repair, replacement, and relocation), curb, gutters, and sidewalk improvements, (3) constructing, renovating, and improving various City facilities, (4) purchasing a new fire truck, public safety vehicles and

	Year	Total	Principal	Interest
This Year's Requirement	**2024**	**$231,815**	**$225,000**	**$6,815**
Maximum Requirement	**2025**	**$239,124**	**$235,000**	**$4,124**

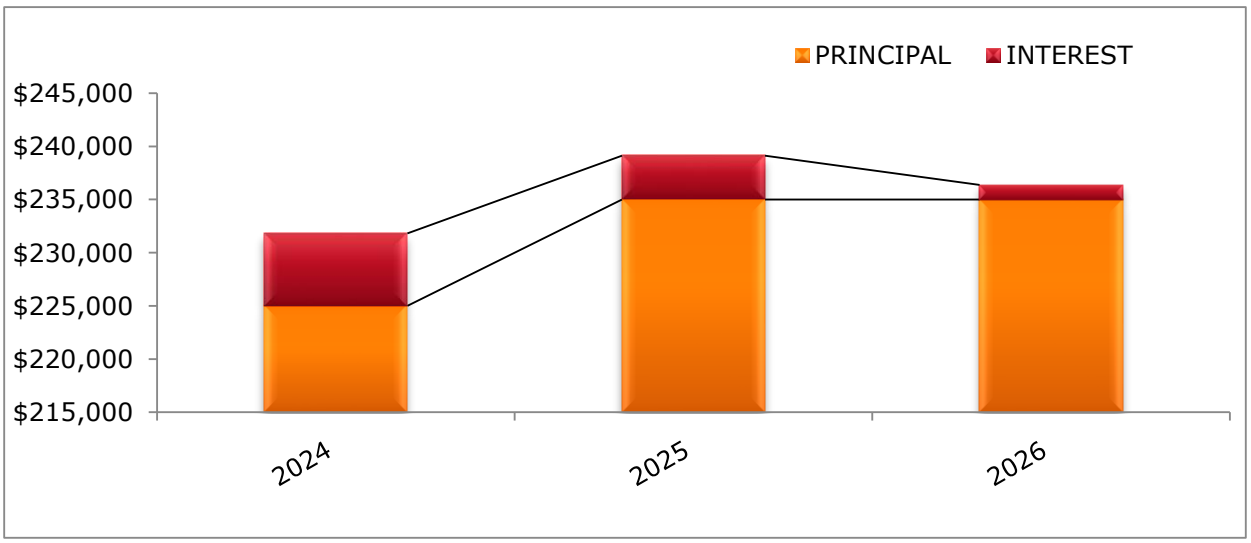

General Obligation Debt Service Fund

Annual Debt Service Requirement
Series 2022 Certificates of Obligation ($545,000)

YEAR ENDING SEPT. 30	DEBT OUTSTANDING OCT. 1	PRINCIPAL	Interest Rate	INTEREST	TOTAL
2024	$450,000	$105,000	4.000%	$15,500	$120,500
2025	$345,000	$110,000	4.000%	$11,200	$121,200
2026	$235,000	$110,000	4.000%	$6,800	$116,800
2027	$125,000	$115,000	4.000%	$2,300	$117,300
		$440,000		$35,800	$475,800

	Year	Total	Principal	Interest
This Year's Requirement	**2024**	**$120,500**	**$105,000**	**$15,500**
Maximum Requirement	**2025**	**$121,200**	**$110,000**	**$11,200**

Total Outstanding Bonds **$440,000**
Total Original Issue **$440,000**
Issue Date **8/15/2022**

Proceeds for contractual obligations of the City to be incurred for making permanent public improvements and purposes, to-wit: (1) constructing street improvements, curbs, gutters, and sidewalk improvements, including drainage and traffic safety signalization and signage incidental thereto; (2) constructing, acquiring, purchasing, renovating, enlarging, and improving the City's utility system and public works facilities; (3) designing, constructing, renovating, improving, and equipping the City's parks and recreational facilities, including playground equipment; (4) the purchase of materials, supplies, equipment, digital signage, machinery, landscaping, land, and rights-of-way for authorized needs and purposes relating to the aforementioned capital improvements; (5) the purchase of fleet vehicles, technology improvements, HVAC improvements, public safety equipment, and a motorcycle; and (6) payment for professional and employee services relating to the design, construction, project management, inspection, consultant services, and financing of the aforementioned projects.

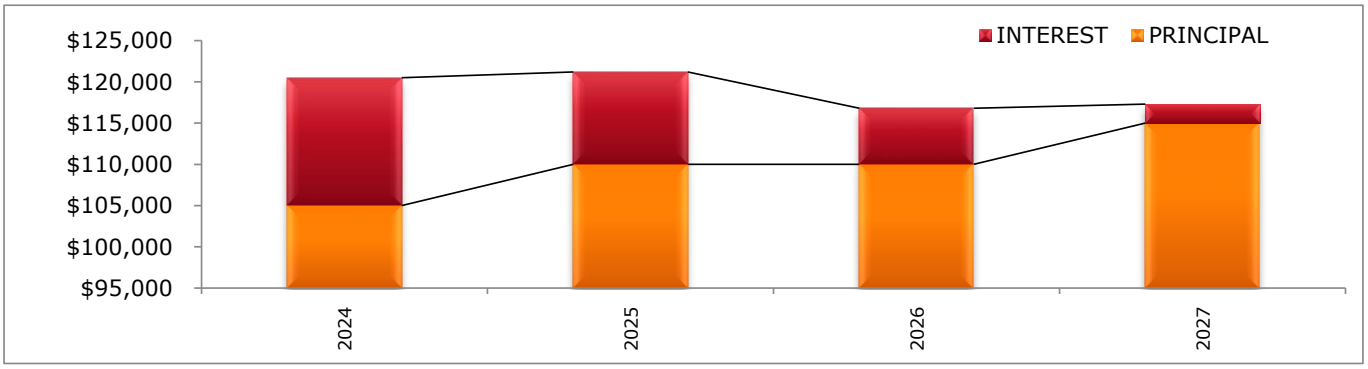

MULTI-YEAR PLANNING DOCUMENTS

PERSONNEL IMPROVEMENT PLAN

FISCAL YEAR 2023-2024

CMO PIP Changes/Requests

FY 2022-2023	Current Year	Cost
CMO	Economic Development Specialist	$ 29,331
Genera Fund	Total	$ 29,331

FY 2023-24	Phase 1	Cost
CMO	None	
	Total	$ -

FY 2024-25	Phase 2	Cost
CMO	None	
		$ -

FY 2025-26	Phase 3	Cost
CMO	None	
	Total	$ -

FY 2026-27	Phase 4	Cost
CMO	None	
	Total	$ -

Notes
New Position Approved in PIP FY 22-23

CSO PIP Changes/Requests

FY 2022-2023	Current Year	Cost	Notes
CSO	None		No Changes to previous PIP requests
	Total	$ -	

FY 2023-24	Phase 1	Cost
CSO	None	
	Total	$ -

FY 2024-25	Phase 2	Cost	
CSO	Promote Assistant to City Secretary to Deputy City Sec	$ 9,632	Career Ladder Promotion
CSO	Administrative Assistant - New	$ 55,737	New role for Administrative tasks
General Fund	Total	$ 65,369	

FY 2025-26	Phase 3	Cost
CSO	None	
	Total	$ -

FY 2026-27	Phase 4	Cost
CSO	None	
	Total	$ -

FINANCE PIP Changes/Requests

FY 2022-23	Current	Cost	Notes
FIN	Financial Services Tech I to Tech II	$ 5,200	Promote to Financial Services Tech II
MC	PT Court Assistant 20 hrs to 25 hrs	$ 5,642	Move PT position from 20 hrs to 25 hrs
General Fund		$ 10,842	
MC	PT Deputy Marshal	$ 26,429	New Position 19 hours a week/Title Change
Special Revenue Fund	Total	$ 26,429	

FY 2023-24	Phase 1	Cost	
FIN/MC/UB	Increase PT Deputy Marshal Hours	$ 14,547	Increase PT Hours from19 to 25
General Fund	Total	$ 14,547	

FY 2024-25	Phase 2	Cost	
MC	Court Assistant	$ 30,919	PT to FT
General Fund		$ 30,919	

FY 2025-26	Phase 3	Cost
FIN/MC/UB	None	
	Total	$ -

FY 2026-27	Phase 4	Cost
FIN/MC/UB	None	
	Total	$ -

FIRE DEPARTMENT PIP Changes/Requests

FY 2022-23	Current	Cost	Notes
FD	Administrative Assistant	$ 50,994	New position
General Fund	Total	$ 50,994	

FY 2023-24	Phase 1	Cost	
FD	Firefighter/Paramedic (3)	$ 101,362	3 New positions one on each shift
General Fund	Total	$ 304,086	

FY 2024-25	Phase 2	Cost
	None	
		$ -

FY 2025-26	Phase 3	Cost	
FD	Firefighter/Paramedic (3)	$ 103,896	3 New positions one on each shift
General Fund		$ 311,688	

FY 2026-27	Phase 4	Cost
	None	
	Total	$ -

HR PIP Changes/Requests

FY 2022-23	Current	Cost	Notes
HR	None		
	Total	$ -	

FY 2023-24	Phase 1	Cost	
HR	None		
	Total	$ -	

FY 2024-25	Phase 2	Cost	
HR	FT HR Coordinator	$ 64,246	Add ARPA funded position to the budget
General Fund	Total	$ 64,246	

FY 2025-26	Phase 3	Cost	
HR	HR Generalist II	$ 11,207	Promote to HR Generalist II
General Fund	Total	$ 11,207	

FY 2026-27	Phase 4	Cost	
HR	None		
	Total	$ -	

IT PIP Changes / Requests

FY 2022-23	Current	Cost	Notes
IT	None		
	Total	$ -	

FY 2023-24	Phase 1	Cost
	None	
	Total	$ -

FY 2024-25	Phase 2	Cost	
IT	Media Specialist promotes to Comm Specialist II/Public Information Officer	$ 30,268	Promotion Ladder
General Fund	Total	$ 30,268	

FY 2025-26	Phase 3	Cost	
IT	IT Support Specialist promotes to Systems Administrator	$ 15,245	Promotion Ladder
General Fund	Total	$ 15,245	

FY 2026-27	Phase 4	Cost
	None	
	Total	$ -

LIBRARY PIP Changes/Requests

FY 2022-23	Current	Cost	Notes
LIB	None		
	Total	$ -	

FY 2023-24	Phase 1	Cost	Notes
LIB	Librarian	$ 70,766	New Position Adult Services
LIB	Library Assistant Youth - PT to FT	$ 35,396	New Position Youth Department
General Fund	Total	$ 106,162	

FY 2024-25	Phase 2	Cost	Notes
	None		
	Total	$ -	

FY 2025-26	Phase 3	Cost	Notes
LIB	Library Assistant - Adult Services	$ 48,661	New position
General Fund		$ 48,661	

FY 2026-27	Phase 4	Cost	Notes
LIB	None		
	Total	$ -	

PACS PIP Changes/Requests

FY 2022-23	Current	Cost	Notes
Parks	Irrigation Technician	$ 64,942	Title Change - requested through ARPA
Parks	Summer Parks Maintenance Worker	$ 12,590	.25 PT/Seasonal - Splash pad weekends
Parks	Maintenance Worker I	$ 47,808	Restoring old position, requested through ARPA
Recreation	Recreation Attendant	$ 45,983	Restoring old position, requested through ARPA
Recreation	Recreation Attendant (2 - part time)	$ 25,180	Requested through ARPA
General Fund	Total	$ 196,503	

FY 2023-24	Phase 1	Cost	
Parks & Recreation	Assistant Director of Parks & Community Services	$ 26,809	Combo of Parks/Rec Superintendent positions minus $87,122 currently in General Fund net $210K possible ARPA
Recreation	Special Events Coordinator	$ 64,683	
Recreation	Reclassified Rec Programmer to Rec Programmer II	$ 9,606	
Recreation	Reclassified Rec Programmer to Recreation Coordinator I	$ (5,579)	
Recreation	Reclassified Rec Attendant to Recreation Coord. I	$ 5,579	
Recreation	Reclassified Rec Attendant to Recreation Coord. I	$ 5,579	
General Fund		$ 106,677	
	Summer Program		
Recreation	Summer Camp Coordinator	$ 10,875	
Recreation	Summer Camp Leader (6 Seasonal PT Positions)	$ 18,450	
Recreation	Summer Camp Counselor (6 seasonal PT positions)	$ 16,050	
Recreation	Seasonal Preschool Teacher (2 Seasonal PT positions)	$ 12,890	
General Fund	Total	$ 58,265	
	Combined Total	$ 164,942	

FY 2024-25	Phase 2	Cost
Parks	Landscape Gardner	$ 63,344
Recreation	Recreation Specialist	$ 58,243
General Fund	Total	$ 121,587

FY 2025-26	Phase 3	Cost
PACS	none	
	Total	$ -

FY 2026-27	Phase 4	Cost
PACS	None	
	Total	$ -

PD - PIP Changes/Requests

FY 2022-23	Current	Cost	Notes
PD	Mental Health Police Officer	$ 87,163	1 Mental Health Specialist
CCD Fund	Total	$ 87,163	

FY 2023-24	Phase 1	Cost	
PD	Promote Code Enforcement Officer to Senior Code Enf.	$ 9,185	Promotion
PD	Code Enforcement Officer	$ 95,301	1 New
General Fund		$ 104,486	

FY 2024-25	Phase 2	Cost	
PD	Police Officer (2)	$ 203,228	2 New
General	Total	$ 412,200	
PD	Mental Health Police Officer (1)	$ 101,864	1 New MH Specialist
CCD Fund		$ 101,864	
	Total	$ 514,064	

FY 2025-26	Phase 3	Cost	
PD	Police Officer (3)	$ 312,411	3 New - total of 10 over 4 years
General Fund	Total	$ 312,411	

FY 2026-27	Phase 4	Cost	
PD	Police Officer (3)	$ 320,205	3 New - total of 10 over 4 years
General Fund	Total	$ 320,205	

PW - PIP Changes/Requests

FY 2022-23	Phase 1	Cost	Priori	Notes from w/e 05/27/2022
P&D	Permit Technician	$ 56,780		ARPA FUNDED
PW	Maintenance Worker II - Wastewater	$ 52,152		ARPA FUNDED
Fleet	Mechanic II	$ 73,114		New Mechanic II position
PW	Maintenance Worker I - Streets	$ 52,202		New position
PW	Wastewater Equipment Operator - Wastewater	$ 58,656		Unfreeze position/Reclassify MW2 to Equip Op WW
PW	Facilities Maintenance Tech	$ 60,581		
	Total	$ 353,485		

FY 2023-24	Phase 2	Cost	
P&D	Reclass P&Z to Planner I	$ 14,689	Reclassify P&Z Coordinator to Planner I
PW	Assistant Director of Public Works	$ -	Reclassify to pay grade 37
PW	Senior Sign and Signal Tech Promotion	$ 15,059	
P&D	Building Official	$ 185,626	New position (vehicle can be pushed out a year) AD is eligible for retirement
General Fund	Total	$ 215,374	this is succession planning, need to split up Building Official and PW AD

FY 2024-2025	Phase 3	Cost	
PW	Environmental Compliance Officer	$ 73,223	
PW	Administrative Assistant	$ 58,986	New position
PW	Crew Leader (4 Crew Leader Positions)	$ 527,563	New position
General Fund	Total	$ 659,772	
PW	Reclass Summer MWI to FT PW MWI	$ 22,268	
PW	Maintenance Worker I - Storm Drain	$ 57,987	
PW	Maintenance Worker I - Wastewater	$ 57,987	Unfreeze MWI - WW
PW	Maintenance Worker II - Wastewater	$ 62,912	New position
Enterprise Fund	Total	$ 201,154	
		$ 860,926	

FY 2025-2026	Phase 3	Cost
PW	None	
	Total	$ -

FY 2026-2027	Phase 4	Cost
PW	None	
	Total	$ -

FY Totals by Fund

Totals FY 23-24	Cost
CMO	$ -
CSO	$ -
Finance	$ 14,547.00
Fire	$ 304,086.00
HR	$ -
IT	$ -
Library	$ 106,162.00
Parks and Community Services	$ 164,942.00
Police	$ 104,486.00
Public Works	$ 215,374.00
Grand total	**$ 909,597.00**

Totals FY 24-25	Cost
CMO	$ -
CSO	$ 65,369.00
Finance	$ 30,919.00
Fire	$ -
HR	$ 64,246.00
IT	$ 30,268.00
Library	$ -
Parks and Community Services	$ 121,587.00
Police	$ 514,064.00
Public Works	$ 860,926.20
Grand total	**$ 1,687,379.20**

Totals FY 25-26	Cost
CMO	$ -
CSO	$ -
Finance	$ -
Fire	$ 311,688.00
HR	$ 11,207.00
IT	$ 15,245.00
Library	$ 48,661.00
Parks and Community Services	$ -
Police	$ 312,411.00
Public Works	$ -
Grand total	**$ 699,212.00**

Totals FY 26-27	Cost
CMO	$ -
CSO	$ -
Finance	$ -
Fire	$ -
HR	$ -
IT	$ -
Library	$ -
Parks and Community Services	$ -
Police	$ 320,205.00
Public Works	$ -
Grand total	**$ 320,205.00**

Requested 4 Year Totals By Department

Department	FY 23-24	FY 24-25	FY 25-26	FY 26-27	4 YR Total
CMO	$ -	$ -	$ -	$ -	$ -
CSO	$ -	$ 65,369.00	$ -	$ -	$ 65,369.00
Finance	$ 14,547.00	$ 30,919.00	$ -	$ -	$ 45,466.00
Fire	$ 304,086.00	$ -	$ 311,688.00	$ -	$ 615,774.00
HR	$ -	$ 64,246.00	$ 11,207.00	$ -	$ 75,453.00
IT	$ -	$ 30,268.00	$ 15,245.00	$ -	$ 45,513.00
Library	$ 106,162.00	$ -	$ 48,661.00	$ -	$ 154,823.00
Parks and Community Services	$ 164,942.00	$ 121,587.00	$ -	$ -	$ 286,529.00
Police	$ 104,486.00	$ 514,064.00	$ 312,411.00	$ 320,205.00	$ 1,251,166.00
Public Works	$ 215,374.00	$ 860,926.20	$ -	$ -	$ 1,076,300.20
Grand total	**$ 909,597.00**	**$ 1,687,379.20**	**$ 699,212.00**	**$ 320,205.00**	**$ 3,616,393.20**

Requested 4 Year Totals by Fund

Department	FY 23-24	FY 24-25	FY 25-26	FY 26-27	Total
General Fund	$ 909,597.00	$ 1,384,361.20	$ 699,212.00	$ 320,205.00	$ 3,313,375.20
CCD Fund	$ -	$ 101,864.00	$ -	$ -	$ 101,864.00
Court Security Fund	$ -	$ -	$ -	$ -	$ -
Special Revenue Fund	$ -	$ -	$ -	$ -	$ -
Enterprise Fund	$ -	$ 201,154.00	$ -	$ -	$ 201,154.00
Grand total	**$ 909,597.00**	**$ 1,687,379.20**	**$ 699,212.00**	**$ 320,205.00**	**$ 3,616,393.20**

23-24 Total Requests

Department	Request		Cost	Total FTE
Finance				
PT Deputy City Marshal	Increase PT Hours	$	14,547.00	0.25
Fire				
Firefighter/Paramedic FT	New Positions	$	304,086.00	3
Library				
Librarian FT	New Position	$	70,766.00	1
Librarian Assistant PT to FT	PT to FT	$	35,396.00	0.75
Parks and Community Services				
Assistand Director of Parks and Community Services	Promotion	$	26,809.00	0
Special Events Coordinator - FT	New Position	$	64,683.00	1
Reclass Rec Programmer to Rec Programmer II	Reclassification	$	9,606.00	0
Reclass Rec Programmer to Rec Coordinator	Reclassification	$	(5,579.00)	0
Reclass 2 Rec Attendants to Rec Coordinators	Reclassification	$	11,158.00	0
Summer Camp Coordinator - 1 PT Seasonal	New Position	$	10,875.00	0.25
Summer Camp Leader - 6 PT Seasonal	New Position	$	18,450.00	1.5
Summer Camp Counselor - 6 PT Seasonal	New Position	$	16,050.00	1.5
Pre-school Teacher - 2 PT Seasonal	New Position	$	12,890.00	0.5
Police				
Promote Code Enforcement Officer to Senior	Promotion	$	9,185.00	0
Code Enforcement Officer	New Position	$	95,301.00	1
Public Works				
Reclass P&Z to Planner I	Promotion	$	14,689.00	0
Reclass Assistant Director of Public Works paygrade	New Pay Grade	$	-	0
Promote Signs & Signal Tech to Senior	Promotion	$	15,059.00	0
Building Official - FT	New Position	$	185,626.00	1
Totals		**$**	**909,597.00**	**11.75**

Approved Positions

Department	Request		Cost	Total FTE
Library				
Librarian Assistant PT to FT	PT to FT	$	35,396.00	0.75
Parks and Community Services				
Assistand Director of Parks and Community Services	Promotion	$	26,809.00	0
Reclass Rec Programmer to Rec Programmer II	Reclassification	$	9,606.00	0
Reclass Rec Programmer to Rec Coordinator	Reclassification	$	(5,579.00)	0
Reclass 2 Rec Attendants to Rec Coordinators	Reclassification	$	11,158.00	0
Summer Camp Coordinator - 1 PT Seasonal	New Position	$	10,875.00	0.25
Summer Camp Leader - 6 PT Seasonal	New Position	$	18,450.00	1.5
Summer Camp Counselor - 6 PT Seasonal	New Position	$	16,050.00	1.5
Pre-school Teacher - 2 PT Seasonal	New Position	$	12,890.00	0.5
Police				
Promote Code Enforcement Officer to Senior	Promotion	$	9,185.00	0
Public Works				
Reclass P&Z to Planner I	Promotion	$	14,689.00	0
Promote Signs & Signal Tech to Senior	Promotion	$	15,059.00	0
General Fund Totals		**$**	**174,588.00**	**4.5**

CAPITAL OUTLAY PLAN

FY 2024 – FY 2028

City of Watauga

FY2024 - FY2028

Table of Contents

Capital Outlay Summaries

Summary by Category/Type 2

Summary by Funding Source 3

Asset life expectancy 4

Detailed List by Year (Fund and Departments)

Water and Sewer Fund 5

General Fund 7

Crime Control and Prevention District 11

Storm Drain Fund 13

City of Watauga

Capital Outlay Plan Summaries

Summary by Category/Type

Summary by Funding Source

CITY OF WATAUGA
CAPITAL OUTLAY SUMMARY - CATEGORY/TYPE
FY 2024-2028

	2023-24		2024-25		2025-26		2026-27		2027-28		Total	
CATEGORY/TYPE	#	COST	#	COST	#	COST	#	COST	#	COST	#	COST
VEHICLES												
AMBULANCE	1	390,000					2	810,000			3	1,200,000
ATV												
EMERGENCY CAR			6	400,000	6	355,000	1	60,000	1	40,000	14	855,000
FIRE TRUCK									1	1,750,000	1	1,750,000
LIGHT DUTY TRUCK	4	246,000	5	275,000	2	112,000	5	322,000	1	40,000	17	995,000
HEAVY DUTY TRUCK			2	285,000	3	406,000					5	691,000
MEDIUM DUTY TRUCK							1	65,000			1	65,000
MOTORCYCLE	1	44,000									1	44,000
PASSENGER CAR	1	45,000	1	40,000	1	40,000					3	125,000
MACHINERY/MOTORIZED EQUIPMENT												
HEAVY EQUIPMENT			2	330,000			1	45,000	2	200,000	5	575,000
LIGHT EQUIPMENT	2	150,000	3	130,000	2	80,000	1	25,000			8	385,000
SMALL ENGINE EQUIPMENT					1	13,000	1	8,000			2	21,000
BOAT												
TRAILER	1	10,000	1	6,000	2	38,000					4	54,000
COMMUNICATIONS EQUIPMENT												
RADIO SYSTEMS												
COMPUTERS/ELECTRONIC EQUIPMENT												
SERVERS												
HARDWARE	7	24,000	5	75,700	3	303,300	5	106,000	2	98,600	22	607,600
COMPUTERS			1	19,700	1	15,200	1	13,800			3	48,700
SOFTWARE	1	20,000	1	8,000			2	98,000			4	126,000
OTHER EQUIPMENT												
FITNESS EQUIPMENT	6	35,600	9	41,900	11	38,700	3	18,900			29	135,100
OFFICE EQUIPMENT												
FURNITURE												
PUBLIC SAFETY EQUIP			3	195,000					4	160,500	7	355,500
FACILITIES												
HVAC	18	112,337	1	24,526			3	8,140	1	2,961	23	147,964
FIRE ALARMS	1	43,750	1	31,750	1	45,750					3	121,250
GENERATOR							1	22,000	1	15,000	2	37,000
TOTALS	**43**	**$ 1,120,687**	**41**	**$ 1,862,576**	**33**	**$ 1,446,950**	**27**	**$ 1,601,840**	**13**	**2,307,061**	**157**	**$ 8,339,114**

	2023-24		2024-25		2025-26		2026-27		2027-28		Total	
FUND TOTALS	#	COST	#	COST	#	COST	#	COST	#	COST	#	COST
GENERAL FUND	39	910,687	31	1,067,576	23	709,950	23	1,443,840	11	2,267,061	127	6,399,114
WATER AND SEWER FUND	1	45,000	3	355,000	3	252,000	1	65,000			8	717,000
STORM DRAIN	2	120,000			1	145,000	2	33,000	1		6	298,000
TRAFFIC SAFETY												
CCD	1	45,000	7	440,000	6	340,000	1	60,000	1	40,000	16	925,000
PEG												
TOTALS	**43**	**$ 1,120,687**	**41**	**$ 1,862,576**	**33**	**$ 1,446,950**	**27**	**$ 1,601,840**	**13**	**2,307,061**	**157**	**$ 8,339,114**

	2023-24		2024-25		2025-26		2026-27		2027-28		Total	
FUNDING SOURCE	#	COST	#	COST	#	COST	#	COST	#	COST	#	COST
CERTIFICATES OF OBLIGATION	1	390,000					2	810,000	1	1,750,000	4	2,950,000
TAX NOTES												
EQUIPMENT REPLACEMENT FUND	26	596,087	17	1,271,276	9	708,750	13	564,140	4	313,461	69	3,453,714
CCD FUND	1	45,000	7	440,000	6	340,000	1	60,000	1	40,000	16	925,000
PEG												
OTHER GENERAL FUNDING	15	89,600	17	151,300	18	398,200	11	167,700	7	203,600	68	1,010,400
TOTALS	**43**	**$ 1,120,687**	**41**	**$ 1,862,576**	**33**	**$ 1,446,950**	**27**	**$ 1,601,840**	**13**	**2,307,061**	**157**	**$ 8,339,114**

CITY OF WATAUGA
CAPITAL OUTLAY SUMMARY - Funding Source
FY2024 - FY2028

General Fund

	2023-24		2024-25		2025-26		2026-27		2027-28		Total	
Funding Source	#	COST	#	COST	#	COST	#	COST	#	COST	#	COST
Certificates of Obligation	1	390,000					2	810,000	1	1,750,000	4	2,950,000
Tax Note												
ERF	23	431,087	14	916,276	5	311,750	11	474,140	3	313,461	56	2,446,714
PEG												
Other	15	89,600	17	151,300	18	398,200	10	159,700	7	203,600	67	1,002,400
TOTALS	**39**	**$ 910,687**	**31**	**$ 1,067,576**	**23**	**$ 709,950**	**23**	**$ 1,443,840**	**11**	**$ 2,267,061**	**127**	**$ 6,399,114**

Water & Sewer

	2023-24		2024-25		2025-26		2026-27		2027-28		Total	
Funding Source	#	COST	#	COST	#	COST	#	COST	#	COST	#	COST
Certificates of Obligation												
Tax Note												
ERF	1	45,000	3	355,000	3	252,000	1	65,000			8	717,000
Other												
TOTALS	**1**	**$ 45,000.00**	**3**	**$ 355,000**	**3**	**$ 252,000**	**1**	**$ 65,000**		**$ -**	**8**	**$ 717,000**

Storm Drain

	2023-24		2024-25		2025-26		2026-27		2027-28		Total	
Funding Source	#	COST	#	COST	#	COST	#	COST	#	COST	#	COST
Certificates of Obligation												
Tax Note												
ERF	2	120,000			1	145,000	1	25,000	1		5	290,000
Other							1	8,000			1	8,000
TOTALS	**2**	**$ 120,000**		**$ -**	**1**	**$ 145,000**	**2**	**$ 33,000**	**1**	**$ -**	**6**	**$ 298,000**

Traffic Safety

	2023-24		2024-25		2025-26		2026-27		2027-28		Total	
Funding Source	#	COST	#	COST	#	COST	#	COST	#	COST	#	COST
Certificates of Obligation												
Tax Note												
ERF												
Other												
TOTALS		**$ -**		**$ -**		**$ -**		**$ -**		**$ -**		**$ -**

CCD

	2023-24		2024-25		2025-26		2026-27		2027-28		Total	
Funding Source	#	COST	#	COST	#	COST	#	COST	#	COST	#	COST
Certificates of Obligation												
Tax Note												
ERF												
CCD Fund	1	45,000	7	440,000	6	340,000	1	60,000	1	40,000	16	925,000
Other												
TOTALS	**1**	**$ 45,000.00**	**7**	**$ 440,000**	**6**	**$ 340,000.00**	**1**	**$ 60,000.00**	**1**	**$ 40,000**	**16**	**$ 925,000**

TOTALS	**43**	**$ 1,120,687**	**41**	**$ 1,862,576**	**33**	**$ 1,446,950**	**27**	**$ 1,601,840**	**13**	**$ 2,307,061**	**157**	**$ 8,339,114**

CLASS CODE CHART

CLASS CODE	RELACEMENT THRESHOLD YEAR/MILES OR HOURS	DESCRIPTIONS
EMERGENCY CAR	5 YEAR/100K MILES	MARKED EMERGENCY RESPONDERS
PASSENGER CAR	8 YEAR/120K MILES	CARS NON-EMERGENCY
LT TRK	8 YEAR/120K MILES	LIGHT DUTY PICK-UPS
MED TRK	8 YEAR/150K MILES	MEDIUM DUTY PICK-UPS (DIESEL)
HD TRK	10 YEAR/150K MILES	HEAVY DUTY TRUCKS (DUMP TRUCKS, VACTOR TRUCK)
LT EQUIP	12 YEAR/6K HOURS	LIGHT EQUIPMENT (SMALL TRACTORS, CONCRETE SAWS, CRACK SEALERS, ROLLERS, LIFTS, SANDERS, SKID STEERS)
HD EQUIP	10 YEAR/7K HOURS	HEAVY DUTY EQUIPMENT (LARGE TRACTORS, BACK HOE, LOADERS, MOTOR GRADER, DOZERS, SWEEPER)
MOWERS	6 YEAR/3K HOURS	ZERO TRUNS
ATV	12 YEARS/6K HOURS	GATOR, MULES, HUMVEE
MEDIC	8 YEAR/80K MILES	AMBULANCES
FIRE TRK	10 YEAR FRONT LINE/10 YEAR RESERVE	FIRE TRUCKS (ENGINE, PUMPER, QUINT, RESCUE)
GEN/COM	12 YEAR/6K HOURS	GENERATORS, COMPRESSORS
TRAILERS	8 YEAR MIN	ALL TRAILERS
BOAT	12 YEAR/6K HOURS	BOAT AND MOTORS
MOTORCYCLE	5 YEAR/100K MILES	MOTORCYCLE
PUBLIC SAFETY EQUIP	5 YEAR	BALLISTIC VESTS
PUBLIC SAFETY EQUIP	10 YEAR	DRONE, WEAPONS SYSTEM, NARCOTICS TESTING
FURNITURE	7-10 YEAR	OFFICE, PUBLIC
HVAC	15 YEAR	HEATING, VENTILATION, AIR CONDITIONING
FIRE ALARMS	15-18 YEAR	FACILITIES FIRE ALARMS
FITNESS EQUIPMENT	8-10 YEAR	CARDIO AND WEIGHT

City of Watauga

Capital Outlay

Plan Detailed

List by Year

Sorted by Fund and Department

Water and Sewer Fund

CAPITAL OUTLAY SUMMARY - WATER/SEWER

VEHICLE	ODO	MAKE	MODEL	TYPE	FUND	LIFE EXPECTANCY	REPLACEMENT YEAR	FUNDING SOURCE	ESTIMATED REPLACEMENT COST
811	1175093	FORD	F150	LIGHT DUTY TRUCK	WATER/SEWER	8 YEAR/120K MILES	2023-24	EQUIPMENT REPLACEMENT FUND	$ 45,000
810	1175094	FORD	F150	LIGHT DUTY TRUCK	WATER/SEWER	8 YEAR/120K MILES	2024-25	EQUIPMENT REPLACEMENT FUND	$ 45,000
420	4999	CAT	430E BACKHOE LOADER	EQUIPMENT - HEAVY	WATER/SEWER	10 YEAR/7K HOURS	2024-25	EQUIPMENT REPLACEMENT FUND	$ 170,000
419	43090	INTERNATIONAL	TANDEM DUMP TRUCK	HEAVY DUTY TRUCK	WATER/SEWER	10 YEAR/150K MILES	2024-25	EQUIPMENT REPLACEMENT FUND	$ 140,000
407	32552	INTERNATIONAL	7400 SBA 6X4 DUMP TRUCK	HEAVY DUTY TRUCK	WATER/SEWER	10 YEAR/150K MILES	2025-26	EQUIPMENT REPLACEMENT FUND	$ 140,000
400	22996	FORD	F150 4X4 *	LIGHT DUTY TRUCK	WATER/SEWER	8 YEAR/120K MILES	2025-26	EQUIPMENT REPLACEMENT FUND	$ 56,000
405	28896	FORD	F150 4X4 *	LIGHT DUTY TRUCK	WATER/SEWER	8 YEAR/120K MILES	2025-26	EQUIPMENT REPLACEMENT FUND	$ 56,000
404	3276	FORD	F450 CAMERA	MED DUTY TRUCK	WATER/SEWER	8 YEAR/150K MILES	2026-27	EQUIPMENT REPLACEMENT FUND	$ 65,000

City of Watauga

Capital Outlay Plan

Detailed List by Year

Sorted by Fund and Department

General Fund

CAPITAL OUTLAY SUMMARY - GENERAL FUND

VEHICLE	ODO	MAKE	MODEL	TYPE	DEPARTMENT	FUND	LIFE EXPECTANCY	REPLACEMENT YEAR	FUNDING SOURCE	ESTIMATED REPLACEMENT COST
		SILENT KNIGHT	5700	FIRE ALARM	CITY HALL	GENERAL FUND	15-18 YEAR	2023-24	EQUIPMENT REPLACEMENT FUND	$ 43,750
		COMP AIR MAKO	5000 PSI__ACI 04 E1	EQUIPMENT-LIGHT	FIRE	GENERAL FUND	15 YEAR	2023-24	EQUIPMENT REPLACEMENT FUND	$ 110,000
		TRUE FIT	ELIPTICAL MACHINE	FITNESS EQUIPMENT	FIRE	GENERAL FUND	10 YEAR	2023-24	GENERAL FUND	$ 6,000
		TRUE FIT	TLC1100 TREADMILL	FITNESS EQUIPMENT	FIRE	GENERAL FUND	10 YEAR	2023-24	GENERAL FUND	$ 6,000
55		CONCEPT2 PM3	ROWING MACH	FITNESS EQUIPMENT	RECREATION	GENERAL FUND	8 YEAR	2023-24	GENERAL FUND	$ 3,200
56		CONCEPT2 PM3	ROWING MACH	FITNESS EQUIPMENT	RECREATION	GENERAL FUND	8 YEAR	2023-24	GENERAL FUND	$ 3,200
52		LIFE FITNESS	TREADMILL	FITNESS EQUIPMENT	RECREATION	GENERAL FUND	8 YEAR	2023-24	GENERAL FUND	$ 8,600
67		LIFE FITNESS	TREADMILL	FITNESS EQUIPMENT	RECREATION	GENERAL FUND	8 YEAR	2023-24	GENERAL FUND	$ 8,600
777	52436	FORD	F250	LIGHT DUTY TRUCK	FLEET	GENERAL FUND	8 YEAR/120K MILES	2023-24	EQUIPMENT REPLACEMENT FUND	$ 65,000
6	127185	FORD	FORD F350	AMBULANCE	FIRE	GENERAL FUND	8 YEAR/80K MILES	2023-24	DEBT ISSUANCE 2023	$ 390,000
633	0	TEXAS TRAILER	TRAILER	TRAILERS	PARKS	GENERAL FUND	8 YEAR MIN	2023-24	GENERAL FUND	$ 10,000
69	9,294	HARLEY DAVIDSON	FLHP	MOTORCYCLE	POLICE	GENERAL FUND	5 YEAR	2023-24	EQUIPMENT REPLACEMENT FUND	$ 44,000
		CARRIER	48TMD009-501	8.5 TON	LIBRARY	GENERAL FUND	15 YRS	2023-24	EQUIPMENT REPLACEMENT FUND	$ 10,962
		CARRIER	48TFE004-A-511	3 TON	LIBRARY	GENERAL FUND	15 YRS	2023-24	EQUIPMENT REPLACEMENT FUND	$ 6,761
		LENNOX	TGA120H2BM1Y	10 TON	LIBRARY	GENERAL FUND	15 YRS	2023-24	EQUIPMENT REPLACEMENT FUND	$ 11,595
		CARRIER	48TMD012-A-501	10 TON	LIBRARY	GENERAL FUND	15 YRS	2023-24	EQUIPMENT REPLACEMENT FUND	$ 10,527
		CARRIER	48TFD006-A-511	5 TON	LIBRARY	GENERAL FUND	15 YRS	2023-24	EQUIPMENT REPLACEMENT FUND	$ 7,642
		LENNOX	TGA120H2BM1Y	10 TON	LIBRARY	GENERAL FUND	15 YRS	2023-24	EQUIPMENT REPLACEMENT FUND	$ 11,595
		LENNOX	CB17 -135V-2	10 TON AIR HANDLER	REC CENTER	GENERAL FUND	15 YRS	2023-24	EQUIPMENT REPLACEMENT FUND	$ 3,958
		LENNOX	CB17 -135V-2	10 TON AIR HANDLER	REC CENTER	GENERAL FUND	15 YRS	2023-24	EQUIPMENT REPLACEMENT FUND	$ 3,958
		LENNOX	HS29-120-2Y	10 TON	REC CENTER	GENERAL FUND	15 YRS	2023-24	EQUIPMENT REPLACEMENT FUND	$ 5,136
		LENNOX	CBH17-135V-2	10 TON AIR HANDLER	REC CENTER	GENERAL FUND	15 YRS	2023-24	EQUIPMENT REPLACEMENT FUND	$ 4,041
		LENNOX	HS29-120-2Y	10 TON	REC CENTER	GENERAL FUND	15 YRS	2023-24	EQUIPMENT REPLACEMENT FUND	$ 5,136
		LENNOX	CB17-95V-2	7 TON AIR HANDLER	REC CENTER	GENERAL FUND	15 YRS	2023-24	EQUIPMENT REPLACEMENT FUND	$ 3,556
		LENNOX	CBH17-95V-2	7 TON AIR HANDLER	REC CENTER	GENERAL FUND	15 YRS	2023-24	EQUIPMENT REPLACEMENT FUND	$ 3,556
		LENNOX	CBH17-185-1	20 TON AIR HANDLER	REC CENTER	GENERAL FUND	15 YRS	2023-24	EQUIPMENT REPLACEMENT FUND	$ 5,473
		LENNOX	HS29-180-2Y	20 TON	REC CENTER	GENERAL FUND	15 YRS	2023-24	EQUIPMENT REPLACEMENT FUND	$ 7,150
		LENNOX	CB17-95V-2	7 TON AIR HANDLER	REC CENTER	GENERAL FUND	15 YRS	2023-24	EQUIPMENT REPLACEMENT FUND	$ 3,556
		LENNOX	CB17-95V-2	7 TON AIR HANDLER	REC CENTER	GENERAL FUND	15 YRS	2023-24	EQUIPMENT REPLACEMENT FUND	$ 3,556
		LENNOX	HS29-290-2Y	7 TON	REC CENTER	GENERAL FUND	15 YRS	2023-24	EQUIPMENT REPLACEMENT FUND	$ 4,179
324	29418	FORD	F150 4X4	LIGHT DUTY TRUCK	STREETS	GENERAL FUND	8 YEAR/120K MILES	2023-24	EQUIPMENT REPLACEMENT FUND	$ 56,000
		TRUE FIT	TLC1100 TREADMILL	FITNESS EQUIPMENT	FIRE	GENERAL FUND	10 YEAR	2024-25	GENERAL FUND	$ 6,000
		PHYSIO CONTROL	LP15	PUBLIC SAFETY EQUIP	FIRE	GENERAL FUND	10 YEAR	2024-25	EQUIPMENT REPLACEMENT FUND	$ 65,000
		PHYSIO CONTROL	LP15	PUBLIC SAFETY EQUIP	FIRE	GENERAL FUND	10 YEAR	2024-25	EQUIPMENT REPLACEMENT FUND	$ 65,000
		PHYSIO CONTROL	LP15	PUBLIC SAFETY EQUIP	FIRE	GENERAL FUND	10 YEAR	2024-25	EQUIPMENT REPLACEMENT FUND	$ 65,000
700	42126	FORD	F250	LIGHT DUTY TRUCK	FLEET	GENERAL FUND	8 YEAR/120K MILES	2024-25	EQUIPMENT REPLACEMENT FUND	$ 60,000
634	700	KUBOTA	KX41-3VR1 EXCAVATOR	EQUIPMENT-LIGHT	PARKS	GENERAL FUND	12 YEAR/6K HOURS	2024-25	EQUIPMENT REPLACEMENT FUND	$ 50,000
629	1388	JOHN DEERE	3320H TRACTOR	EQUIPMENT-LIGHT	PARKS	GENERAL FUND	12 YEAR/6K HOURS	2024-25	EQUIPMENT REPLACEMENT FUND	$ 40,000
TL2	0	STAR AMERICA	TRAILER	TRAILERS	POLICE	GENERAL FUND	8 YEAR MIN	2024-25	GENERAL FUND	$ 6,000
201	51633	FORD	F150 4X4	LIGHT DUTY TRUCK	PUBLIC WORKS	GENERAL FUND	8 YEAR/120K MILES	2024-25	EQUIPMENT REPLACEMENT FUND	$ 55,000
207	37281	FORD	F150 4X4	LIGHT DUTY TRUCK	PUBLIC WORKS	GENERAL FUND	8 YEAR/120K MILES	2024-25	EQUIPMENT REPLACEMENT FUND	$ 55,000
77		MATRIX	CABLE CROSS	FITNESS EQUIPMENT	RECREATION	GENERAL FUND	15 YEAR	2024-25	GENERAL FUND	$ 1,200
106		LIFE FITNESS	HIP ADDUCT/ABDUCT	FITNESS EQUIPMENT	RECREATION	GENERAL FUND	10 YEAR	2024-25	GENERAL FUND	$ 2,000
1		LIFE FITNESS	RECUMBENT BIKE	FITNESS EQUIPMENT	RECREATION	GENERAL FUND	8 YEAR	2024-25	GENERAL FUND	$ 4,600
2		LIFE FITNESS	RECUMBENT BIKE	FITNESS EQUIPMENT	RECREATION	GENERAL FUND	8 YEAR	2024-25	GENERAL FUND	$ 4,600
3		LIFE FITNESS	RECUMBENT BIKE	FITNESS EQUIPMENT	RECREATION	GENERAL FUND	8 YEAR	2024-25	GENERAL FUND	$ 4,600
6		LIFE FITNESS	POWERMILL	FITNESS EQUIPMENT	RECREATION	GENERAL FUND	8 YEAR	2024-25	GENERAL FUND	$ 6,300
9		LIFE FITNESS	ELLIPTICAL	FITNESS EQUIPMENT	RECREATION	GENERAL FUND	8 YEAR	2024-25	GENERAL FUND	$ 6,300
10		LIFE FITNESS	ELLIPTICAL	FITNESS EQUIPMENT	RECREATION	GENERAL FUND	8 YEAR	2024-25	GENERAL FUND	$ 6,300

CONTINUED

CAPITAL OUTLAY SUMMARY - GENERAL FUND CONTINUED

VEHICLE	ODO	MAKE	MODEL	TYPE	DEPARTMENT	FUND	LIFE EXPECTANCY	REPLACEMENT YEAR	FUNDING SOURCE	ESTIMATED REPLACEMENT COST
302	78462	FORD	TRUCK	LIGHT DUTY TRUCK	STREETS	GENERAL FUND	8 YEAR/120K MILES	2024-25	EQUIPMENT REPLACEMENT FUND	$ 60,000
304	5792	CAT	430F BACKHOE	EQUIPMENT - HEAVY	STREETS	GENERAL FUND	10 YEAR/7K HOURS	2024-25	EQUIPMENT REPLACEMENT FUND	$ 160,000
305	63168	INTERNATIONAL	7400 SBA DUMP TRUCK	HEAVY DUTY TRUCK	STREETS	GENERAL FUND	10 YEAR/150K MILES	2024-25	EQUIPMENT REPLACEMENT FUND	$ 145,000
324-A	0	HENDERSON	FSP2 SANDER	EQUIPMENT-LIGHT	STREETS	GENERAL FUND	12 YEAR/6K HOURS	2024-25	EQUIPMENT REPLACEMENT FUND	$ 40,000
		AAON	RN-020-8-0-EB0A-12A	20 TON	FIRE DEPT	GENERAL FUND	15 YRS	2024-25	EQUIPMENT REPLACEMENT FUND	$ 24,526
		FIRE LITE	MS5UD	FIRE ALARM	ANIMAL CONTROL	GENERAL FUND	15-18 YEAR	2024-25	EQUIPMENT REPLACEMENT FUND	$ 31,750
NL		Bibliotheca	DVD/Blu-Ray tags & Mobile DLA upgrade	COMPUTER	LIBRARY	GENERAL FUND	5 YEAR	2024-25	GENERAL FUND	$ 19,700
NL		Awe Acquisitions	2 ea. Early Literacy Stations & 2 ea. After School Edge	COMPUTER	LIBRARY	GENERAL FUND	5 YEAR	2025-26	GENERAL FUND	$ 15,200
1300	59988	FORD	CROWN VIC	EMERGENCY CAR	MARSHAL	GENERAL FUND	5 YEAR/100K MILES	2025-26	EQUIPMENT REPLACEMENT FUND	$ 55,000
337	0	LINELAZER	IV3900 PAINT STRIPER	EQUIPMENT-LIGHT	STREETS	GENERAL FUND	12 YEAR/6K HOURS	2025-26	GENERAL FUND	$ 10,000
637	0	BIG TEX	TRAILER	TRAILERS	PUBLIC WORKS	GENERAL FUND	8 YEAR MIN	2025-26	EQUIPMENT REPLACEMENT FUND	$ 20,000
610	914	BOBCAT	T180 TRACKLOADER	EQUIPMENT-LIGHT	PARKS	GENERAL FUND	12 YEAR/6K HOURS	2025-26	EQUIPMENT REPLACEMENT FUND	$ 70,000
618	273	SCAGG	STT61V27CH MOWER	MOWERS	PARKS	GENERAL FUND	6 YEAR/3K HOURS	2025-26	GENERAL FUND	$ 13,000
102	0	STALKER	SPEED SENSOR & TRAILER	TRAILERS	POLICE	GENERAL FUND	12 YEAR/6K HOURS	2025-26	GENERAL FUND	$ 18,000
101		LIFE FITNESS	LEG EXTENSION	FITNESS EQUIPMENT	RECREATION	GENERAL FUND	10 YEAR	2025-26	GENERAL FUND	$ 3,600
102		LIFE FITNESS	SEATED LEG PRESS	FITNESS EQUIPMENT	RECREATION	GENERAL FUND	10 YEAR	2025-26	GENERAL FUND	$ 4,600
103		LIFE FITNESS	LEG CURL	FITNESS EQUIPMENT	RECREATION	GENERAL FUND	10 YEAR	2025-26	GENERAL FUND	$ 3,500
104		LIFE FITNESS	TORSO ROTATION	FITNESS EQUIPMENT	RECREATION	GENERAL FUND	10 YEAR	2025-26	GENERAL FUND	$ 3,500
105		LIFE FITNESS	CHEST PRESS	FITNESS EQUIPMENT	RECREATION	GENERAL FUND	10 YEAR	2025-26	GENERAL FUND	$ 3,500
108		LIFE FITNESS	TRICEPS PRESS	FITNESS EQUIPMENT	RECREATION	GENERAL FUND	10 YEAR	2025-26	GENERAL FUND	$ 3,000
109		LIFE FITNESS	SHOULDER PRESS	FITNESS EQUIPMENT	RECREATION	GENERAL FUND	10 YEAR	2025-26	GENERAL FUND	$ 3,000
110		LIFE FITNESS	ABDOMINAL	FITNESS EQUIPMENT	RECREATION	GENERAL FUND	10 YEAR	2025-26	GENERAL FUND	$ 3,000
111		LIFE FITNESS	PULLDOWN	FITNESS EQUIPMENT	RECREATION	GENERAL FUND	10 YEAR	2025-26	GENERAL FUND	$ 3,500
112		LIFE FITNESS	DUAL ADJUSTABLE PULLEY	FITNESS EQUIPMENT	RECREATION	GENERAL FUND	10 YEAR	2025-26	GENERAL FUND	$ 4,500
113		LIFE FITNESS	SYNRGY 360	FITNESS EQUIPMENT	RECREATION	GENERAL FUND	10 YEAR	2025-26	GENERAL FUND	$ 3,000
		FORD	F550 BUCKET TRUCK	HEAVY DUTY TRUCK	STREETS	GENERAL FUND	8 YEAR/120K MILES	2025-26	EQUIPMENT REPLACEMENT FUND	$ 121,000
		FARADAY	MPC-6000	FIRE ALARM	FIRE STATION	GENERAL FUND	15-18 YEAR	2025-26	EQUIPMENT REPLACEMENT FUND	$ 45,750
11	32535	FORD	EXPEDITION XL	LIGHT DUTY TRUCK	FIRE	GENERAL FUND	8 YEAR/120K MILES	2026-27	EQUIPMENT REPLACEMENT FUND	$ 75,000
12	59450	RAM	RAM 4500	MEDIC	FIRE	GENERAL FUND	8 YEAR/80K MILES	2026-27	DEBT ISSUANCE 2026	$ 400,000
210	14400	FORD	F150 4X4 *	LIGHT DUTY TRUCK	BUILDING OFFICIAL	GENERAL FUND	8 YEAR/120K MILES	2026-27	EQUIPMENT REPLACEMENT FUND	$ 56,000
13	26495	CHEVY	TAHOE SSV 4X4	LIGHT DUTY TRUCK	FIRE	GENERAL FUND	8 YEAR/80K MILES	2026-27	EQUIPMENT REPLACEMENT FUND	$ 75,000
16	25310	RAM	RAM 4500	MEDIC	FIRE	GENERAL FUND	8 YEAR/80K MILES	2026-27	DEBT ISSUANCE 2026	$ 410,000
728	0	GENIE-SCISSOR	AWP-30DC GENERATOR	GEN/COM	FLEET	GENERAL FUND	12 YEAR/6K HOURS	2026-27	EQUIPMENT REPLACEMENT FUND	$ 22,000
NL		PATRON LAPTOPS - (6)	Dell XPS 13 9310	COMPUTER	LIBRARY	GENERAL FUND	5 YEAR	2026-27	GENERAL FUND	$ 13,800
67		Bibliotheca & ELM USA	VARIOUS	COMPUTER	LIBRARY	GENERAL FUND	5-10 YEAR	2026-27	EQUIPMENT REPLACEMENT FUND	$ 77,000
5		LIFE FITNESS	POWERMILL	FITNESS EQUIPMENT	RECREATION	GENERAL FUND	8 YEAR	2026-27	GENERAL FUND	$ 6,300
11		LIFE FITNESS	ELLIPTICAL	FITNESS EQUIPMENT	RECREATION	GENERAL FUND	8 YEAR	2026-27	GENERAL FUND	$ 6,300
12		LIFE FITNESS	ELLIPTICAL	FITNESS EQUIPMENT	RECREATION	GENERAL FUND	8 YEAR	2026-27	GENERAL FUND	$ 6,300
300	22953	FORD	F150 4X4 *	LIGHT DUTY TRUCK	STREETS	GENERAL FUND	8 YEAR/120K MILES	2026-27	EQUIPMENT REPLACEMENT FUND	$ 56,000
311	876	CRAFCO	CRACK SEALER	EQUIPMENT - HEAVY	STREETS	GENERAL FUND	10 YEAR/7K HOURS	2026-27	EQUIPMENT REPLACEMENT FUND	$ 45,000
338	18853	FORD	F250	LIGHT DUTY TRUCK	STREETS	GENERAL FUND	8 YEAR/120K MILES	2026-27	EQUIPMENT REPLACEMENT FUND	$ 60,000
		LENNOX	CBX25UH-024-230-1	INSIDE EVAP A COIL	PARKS	GENERAL FUND	15 YEAR	2026-27	EQUIPMENT REPLACEMENT FUND	$ 3,004
		LENNOX	13ACX-024-230-18	2 TON SPLIT	PARKS	GENERAL FUND	15 YEAR	2026-27	EQUIPMENT REPLACEMENT FUND	$ -
		LENNOX	TZAA-120CA757	10 TON	REC CENTER	GENERAL FUND	15 YEAR	2026-27	EQUIPMENT REPLACEMENT FUND	$ 5,136
7	61735	PIERCE FIRE	FIRE TRUCK	FIRE TRK	FIRE	GENERAL FUND	10 YEAR FRONT LINE/10 YEAR RESERVE	2027-28	DEBT ISSUANCE 2027	$ 1,750,000
NL	N/A	Stryker	Lucas 2.0	PUBLIC SAFETY EQUIP	FIRE	GENERAL FUND	10 YEAR	2027-28	GENERAL FUND	$ 20,000
NL	N/A	Stryker	Lucas 2.0	PUBLIC SAFETY EQUIP	FIRE	GENERAL FUND	10 YEAR	2027-28	GENERAL FUND	$ 20,000
NL	N/A	Covert Armor	BALLESTIC HELMET & VEST	PUBLIC SAFETY EQUIP	FIRE	GENERAL FUND	10 YEAR	2027-28	GENERAL FUND	$ 10,000
NL	N/A	MSA	G1 SCBA Breathing Apparatus	PUBLIC SAFETY EQUIP	FIRE	GENERAL FUND	10 YEAR	2027-28	EQUIPMENT REPLACEMENT FUND	$ 110,500
335	121	WEILER	P385 PAVER	EQUIPMENT - HEAVY	STREETS	GENERAL FUND	10 YEAR/7K HOURS	2027-28	EQUIPMENT REPLACEMENT FUND	$ 200,000
415	338	SULLAIR	185DPQ-JD AIR COMPRESSOR	GEN/COM	STREETS	GENERAL FUND	12 YEAR/6K HOURS	2027-28	GENERAL FUND	$ 15,000
170	8264	FORD	F150	LIGHT DUTY TRUCK	POLICE	GENERAL FUND	8 YEAR/120K MILES	2027-28	GENERAL FUND	$ 40,000
		GIBSON	GBS5M-T30K-A	A COIL	OLD SR CENTER	GENERAL FUND	15 YEAR	2027-28	EQUIPMENT REPLACEMENT FUND	$ 2,961

** Public Works & Library Going Green - Emission Reduction with Incorporating Hybrid &/or Electric Light Duty Trucks/Vehicles.*

TECHNOLOGY CAPITAL OUTLAY PLAN - GENERAL FUND

MAKE	MODEL	TYPE	LOCATION	FUND	REPLACEMENT YEAR	FUNDING SOURCE	ESTIMATED REPLACEMENT COST
SECURITY CAMERA	TRENDNET	HARDWARE	PW	GENERAL FUND	2023-24	GENERAL FUND	$ 1,000
SECURITY CAMERA	TRENDNET	HARDWARE	CITY HALL	GENERAL FUND	2023-24	GENERAL FUND	$ 2,000
SECURITY CAMERA	TRENDNET	HARDWARE	FIRE	GENERAL FUND	2023-24	GENERAL FUND	$ 1,000
SECURITY CAMERA	TRENDNET	HARDWARE	LIBRARY	GENERAL FUND	2023-24	GENERAL FUND	$ 2,000
SECURITY CAMERA	TRENDNET	HARDWARE	POLICE	GENERAL FUND	2023-24	GENERAL FUND	$ 2,000
SECURITY CAMERA	TRENDNET	HARDWARE	CAMERAS	GENERAL FUND	2023-24	GENERAL FUND	$ 9,000
CCURE UPGRADE	CCURE	SOFTWARE	POLICE	GENERAL FUND	2023-24	GENERAL FUND	$ 20,000
CCURE UPGRADE	FARGO	HARDWARE	IT	GENERAL FUND	2023-24	GENERAL FUND	$ 7,000
FIRE MDT - LAPTOPS (11)	DELL	HARDWARE		GENERAL FUND	2024-25	GENERAL FUND	$ 31,000
FIRE MDT - KEYBOARDS	DELL	HARDWARE		GENERAL FUND	2024-25	GENERAL FUND	$ 3,900
SERVER REPLACEMENT	DELL	HARDWARE	FINANCIAL	GENERAL FUND	2024-25	GENERAL FUND	$ 16,500
SERVER REPLACEMENT	DELL	HARDWARE	I.T.	GENERAL FUND	2024-25	GENERAL FUND	$ 16,500
SERVER REPLACEMENT	DELL	HARDWARE	LIBRARY	GENERAL FUND	2024-25	GENERAL FUND	$ 7,800
WINDOW SERVER LICENSE	MICROSOFT	SOFTWARE		GENERAL FUND	2024-25	GENERAL FUND	$ 8,000
NAS - NETWORK ATTACHED STORAGE	TBD	HARDWARE		GENERAL FUND	2025-26	GENERAL FUND	$ 20,000
WORKSTATION REPLACEMENT	DELL	HARDWARE	ALL LOCATIONS	GENERAL FUND	2025-26	GENERAL FUND	$ 276,300
SERVER REPLACEMENT	DELL	HARDWARE		GENERAL FUND	2025-26	GENERAL FUND	$ 7,000
SERVER REPLACEMENT	DELL	HARDWARE	CITY HALL	GENERAL FUND	2026-27	GENERAL FUND	$ 16,500
SERVER REPLACEMENT	DELL	HARDWARE	POLICE	GENERAL FUND	2026-27	GENERAL FUND	$ 7,000
SERVER REPLACEMENT	DELL	HARDWARE	CITY HALL	GENERAL FUND	2026-27	GENERAL FUND	$ 16,500
SERVER REPLACEMENT	DELL	HARDWARE	CITY HALL	GENERAL FUND	2026-27	GENERAL FUND	$ 49,500
SERVER REPLACEMENT	DELL	HARDWARE	POLICE	GENERAL FUND	2026-27	GENERAL FUND	$ 16,500
WINDOW SERVER LICENSE	MICROSOFT	SOFTWARE		GENERAL FUND	2026-27	GENERAL FUND	$ 21,000
POLICE MDT - LAPTOP (16)	TBD	HARDWARE		GENERAL FUND	2027-28	GENERAL FUND	$ 73,000
POLICE MDT - DOCK (16)	TBD	HARDWARE		GENERAL FUND	2027-28	GENERAL FUND	$ 25,600

City of Watauga

Capital Outlay Plan

Detailed List by Year

Sorted by Fund and Department

Crime Control and Prevention District Fund

CAPITAL OUTLAY SUMMARY - CCD FUND

VEHICLE	ODO	MAKE	MODEL	TYPE	FUND	LIFE EXPECTANCY	REPLACEMENT YEAR	FUNDING SOURCE	ESTIMATED REPLACEMENT COST
150	138040	CHEVY	TAHOE	PASSENGER CAR	CCD FUND	8 YEAR/120K MILES	2023-24	CCD FUND	$ 45,000
161	35990	CHEVY	SUBURBAN	PASSENGER CAR	CCD FUND	8 YEAR/120K MILES	2024-25	CCD FUND	$ 40,000
165	57499	CHEVY	TAHOE	EMERGENCY CAR	CCD FUND	5 YEAR/100K MILES	2024-25	CCD FUND	$ 60,000
166	49365	CHEVY	TAHOE	EMERGENCY CAR	CCD FUND	5 YEAR/100K MILES	2024-25	CCD FUND	$ 60,000
167	51364	CHEVY	TAHOE	EMERGENCY CAR	CCD FUND	5 YEAR/100K MILES	2024-25	CCD FUND	$ 60,000
168	38067	CHEVY	TAHOE	EMERGENCY CAR	CCD FUND	5 YEAR/100K MILES	2024-25	CCD FUND	$ 60,000
169	46284	CHEVY	TAHOE	EMERGENCY CAR	CCD FUND	5 YEAR/100K MILES	2024-25	CCD FUND	$ 60,000
176	50500	CHEVY	TAHOE	EMERGENCY CAR	CCD FUND	5 YEAR/100K MILES	2024-25	CCD FUND	$ 100,000
164	81146	FORD	ESCAPE S	PASSENGER CAR	CCD FUND	8 YEAR/120K MILES	2025-26	CCD FUND	$ 40,000
172	42780	CHEVY	TAHOE	EMERGENCY CAR	CCD FUND	5 YEAR/100K MILES	2025-26	CCD FUND	$ 60,000
173	38403	CHEVY	TAHOE	EMERGENCY CAR	CCD FUND	5 YEAR/100K MILES	2025-26	CCD FUND	$ 60,000
174	27071	CHEVY	TAHOE	EMERGENCY CAR	CCD FUND	5 YEAR/100K MILES	2025-26	CCD FUND	$ 60,000
175	37507	CHEVY	TAHOE	EMERGENCY CAR	CCD FUND	5 YEAR/100K MILES	2025-26	CCD FUND	$ 60,000
162	54000	CHEVY	TAHOE	EMERGENCY CAR	CCD FUND	8 YEAR/120K MILES	2025-26	CCD FUND	$ 60,000
177	8570	CHEVY	TAHOE	EMERGENCY CAR	CCD FUND	8 YEAR/120K MILES	2026-27	CCD FUND	$ 60,000
171	40882	CHEVY	TAHOE	EMERGENCY CAR	CCD FUND	8 YEAR/120K MILES	2027-28	CCD FUND	$ 40,000

City of Watauga

Capital Outlay Plan

Detailed List by Year

Sorted by Fund and Department

Storm Drain Fund

CAPITAL OUTLAY SUMMARY - STORM DRAIN

VEHICLE	ODO	MAKE	MODEL	TYPE	FUND	LIFE EXPECTANCY	REPLACEMENT YEAR	FUNDING SOURCE	ESTIMATED REPLACEMENT COST
501	64720	FORD	F350 DUMP BODY - DIESEL	LIGHT DUTY TRUCK	STORM DRAIN	8 YEAR/120K MILES	2023-24	EQUIPMENT REPLACEMENT FUND	$ 80,000
500-A	0	HENDERSON	FSP2 SANDER	EQUIPMENT - LIGHT	STORM DRAIN	12 YEAR/6K HOURS	2023-24	EQUIPMENT REPLACEMENT FUND	$ 40,000
510	58696	INTERNATIONAL	7400 SBA 6X4 DUMP TRUCK	HEAVY DUTY TRUCK	STORM DRAIN	10 YEAR/150K MILES	2025-26	EQUIPMENT REPLACEMENT FUND	$ 145,000
314	20649	JOHN DEERE	TRACTOR	EQUIPMENT - LIGHT	STORM DRAIN	8 YEAR MIN	2026-27	EQUIPMENT REPLACEMENT FUND	$ 25,000
525	1352	SCAG	MOWER	MOWERS	STORM DRAIN	6 YEARS/3K HOURS	2026-27	STORM DRAIN FUND	$ 8,000
310	64814	HOLT CAT	924H FRONT END LOADER	EQUIPMENT - HEAVY	STORM DRAIN	10 YEAR/7K HOURS	2027-28	EQUIPMENT REPLACEMENT FUND	$ -

NEW REQUESTS

NEW REQUESTS FY 2023-2024

DEPARTMENT OR DIVISION		DESCRIPTION	ONE-TIME FY2023-2024	ON-GOING	TOTAL REQUESTED	AMOUNT APPROVED		NOTES
GENERAL FUND								
Human Resources	01-011	Employee Referral Program		$7,500	$7,500	$7,500	F	
Human Resources	01-011	Employee of Month Program		$2,000	$2,000	$2,000	F	
Human Resources	01-011	Employee Awards		$1,000	$1,000	$1,000	F	
Human Resources	01-011	Performance Management System		$13,000	$13,000		U	
Non-Departmental	07-020	Council Chambers Chair Replacements	$10,000		$10,000	$10,000	F	
Information Technology	01-050	Manage Engine AD360		$8,400	$8,400	$8,400	F	
Information Technology	01-050	Fire Tablets	$13,500		$13,500	$13,500	F	
Library Services	01-060	Library Technology	$8,000	$600	$8,000		U	
Library Services	01-060	Library Equipment	$2,500		$2,500	$2,500	F	
Library Services	01-060	Laminator Replacement	$3,600	$1,000	$3,600	$3,600	F	
Library Services	01-060	Smart Lockers	$13,300	$1,100	$14,400		U	
Library Services	01-060	RFID DVDs	$15,300		$15,300		U	
Library Services	01-060	WiFi Inventory Device Upgrade	$4,100	$200	$4,100	$4,100	F	
Library Services	01-060	Library Seating Replacement	$29,700		$29,700		U	already CO funded
Recreation & Community Services	01-070	Summer Camp Program		$12,700		$12,700	F	
Recreation & Community Services	01-070	Seasonal Preschool Program	$4,000		$4,000	$4,000	F	supply portion one time
Recreation & Community Services	01-070	Community Center PA System	$30,000		$30,000	$30,000	F	
Parks	01-075	Parks Trip Hazard Mitigation	$43,000		$43,000	$21,500	P	partially funded
Parks	01-075	Toro Sprayer Vehicle	$47,500		$47,500		U	split with Storm Drain
Parks	01-075	Demolition of Old Senior Center Building	$70,000		$70,000	$70,000	F	
Parks	01-075	Enhanced Turf Fertility Program		$14,500	$14,500	$14,500	F	
Fire	01-085	Training Prop Program	$12,000		$12,000	$12,000	F	
Fire	01-085	Mattress Replacement	$20,000		$20,000	$20,000	F	
Public Works - Streets Division	01-090	School Zone Flashers	$3,500		$3,500	$3,500	F	
Public Works - Streets Division	01-090	Pavement Condition Survey	$15,000		$15,000		U	
Public Works - Streets Division	01-090	Park Vista/Western Center Intersection Striping	$15,000		$15,000		U	
Public Works - Fleet Services	01-097	Fuel Island Operating System Upgrade	$17,000		$17,000	$17,000	F	
Public Works - Bldg. Maintenance	01-098	Water Tower Elevator Upgrade	$47,500		$47,500	$47,500	F	split with water/sewer fund
Public Works - Bldg. Maintenance	07-098	Community Center Foundation Repairs	$70,000		$70,000	$70,000	F	
TOTAL GENERAL FUND			**$494,500**	**$62,000**	**$542,000**	**$375,300**		
SPECIAL REVENUE FUND								
Crime Control District	18-080	Rifle Refresh Program	$85,000		$85,000	$85,000	F	
Crime Control District	18-080	Drone Progam	$44,500	$9,500	$54,000	$19,500	F	partial CO funded (25,000)
Crime Control District	18-080	Policy Management System	$14,400	$15,200	$29,600	$29,600	F	
Crime Control District	18-080	Flock Safety	$15,000	$12,500	$27,500	$27,500	F	
Crime Control District	18-080	Armory Storage	$9,000		$9,000	$9,000	F	
Crime Control District	18-080	Traffic Safety Program	$38,600		$38,600	$38,600	F	
TOTAL SPECIAL REVENUE FUND			**$206,500**	**$37,200**	**$243,700**	**$209,200**		
PROPRIETARY FUND								
Public Works - Water/Sewer	40-020	Water Tower Elevator Upgrade	$47,500		$47,500	$47,500	F	split with Bldg. Maintenance
Finance - Utility Billing	40-045	Mobile Work Order Application	$5,500	$400	$5,900	$5,500	F	
Public Works - Storm Drain	15-090	Toro Sprayer Vehicle	$47,500		$47,500		U	split with PACS
TOTAL PROPRITARY FUND			**$100,500**	**$400**	**$100,900**	**$53,000**		
TOTALS			**$801,500**	**$99,600**	**$886,600**	**$637,500**		

NEW REQUEST FORM

FISCAL YEAR: 2023-2024

DEPARTMENT: Human Resources
PROGRAM TITLE: Employee Referral Program
REQUEST TYPE: On-Going **RANKING:** 1
FUND/DEPT: 01-011 **GOAL #:** 6
BUDGET CODE: 01-011-74050 - Advertising
FULL FY2023-2024 COST: $7,500
ANY ON-GOING FUTURE COSTS: $7,500
FULL FY2023-2024 SAVINGS OFFSET:
LIST ANY EQUIPMENT TO BE REPLACED BY REQUEST:
RECOMMENDATION FOR DISPOSITION:

PROGRAM DESCRIPTION

Implement of a new employee referral program where employees are incentivized to refer friends and acquaintances to work for the City of Watauga. The referral bonus would be paid out to the employee in two payments, with the 1st payment upon completion of a successful 80 hours worked by the referred employee and the 2nd payment when the new employee completes the 6 month probationary period. This program will be offered to all employees and help encourage our employees to market and help with recruitment.

SAVINGS/BENEFITS/BUDGET IMPACT

This program is in an effort to help with recruitment as well as employee morale offering a bonus for each successful referral. This program would also make Watauga a more appealing place to work and help us stay competitive.

The current budget in this account is $8,800 and with the on-going request of $7,500 that will increase the total budget to $16,300 going forward if approved.

CONSEQUENCES OF NOT FUNDING PROGRAM

Without the implementation of the program we are not maximizing resources and incentivizing employees to partner with the city on recruitment efforts.

EXPENSE IMPACT

BUDGET CODE		*2023-2024 NEW REQUEST*	*2023-2024 TOTAL BUDGET WITH REQUEST*
01-011-74050	Advertising	$7,500	$16,300
	TOTALS:	**$7,500**	**$16,300**

NEW REQUEST FORM

FISCAL YEAR: 2023-2024

DEPARTMENT: Human Resources
PROGRAM TITLE: Employee of the Month Program
REQUEST TYPE: On-Going **RANKING:** 2
FUND/DEPT: 01-011 **GOAL #:** 6
BUDGET CODE: 01-011-52320 Awards Recognition
FULL FY2023-2024 COST: $2,000
ANY ON-GOING FUTURE COSTS: $2,000
FULL FY2023-2024 SAVINGS OFFSET:
LIST ANY EQUIPMENT TO BE REPLACED BY REQUEST:
RECOMMENDATION FOR DISPOSITION:

PROGRAM DESCRIPTION

Incorporate an committee based Employee of the Month program to recognize employees, give them recognition during a council meeting , a certificate to keep and earn prizes, such as a jacket, value gift and day off with pay.

SAVINGS/BENEFITS/BUDGET IMPACT

Impact benefit is to provide employees recognition for hard work and make them feel valued with their management team and fellow colleagues for the month they receive the award. Employee of the Month program also serves to attract and retain staff, while motivation current staff.

The current budget in this account is $4,800 and with the on-going request of $2,000 that will increase the total budget to $12,000 going forward if approved.

CONSEQUENCES OF NOT FUNDING PROGRAM

No consequences but this will hopefully help with morale.

EXPENSE IMPACT

BUDGET CODE		*2023-2024 NEW REQUEST*	*2023-2024 TOTAL BUDGET WITH REQUEST*
01-011-52320	Awards/Recognition	$2,000	$6,800
	TOTALS:	**$2,000**	**$6,800**

NEW REQUEST FORM

FISCAL YEAR: 2023-2024

DEPARTMENT: Human Resources
PROGRAM TITLE: Employee Awards
REQUEST TYPE: On-Going **RANKING:** 3
FUND/DEPT: 01-011 **GOAL #:** 6
BUDGET CODE: 01-011-52320 Award/Recognition
FULL FY2023-2024 COST: $1,000
ANY ON-GOING FUTURE COSTS: $1,000
FULL FY2023-2024 SAVINGS OFFSET:
LIST ANY EQUIPMENT TO BE REPLACED BY REQUEST:
RECOMMENDATION FOR DISPOSITION:

PROGRAM DESCRIPTION

Employee Annual Awards - presented at our holiday luncheon and announced during a council meeting. Order a plaque for them to keep, and $100 gift value and day off with pay. A total of five awards that employees can vote on at the end of each year.

* Making a Difference
* Rising Star
* Leadership Award
* Employee of the Year
* Above and Beyond Award

SAVINGS/BENEFITS/BUDGET IMPACT

Benefits are improvements in employee recognition and morale. Award program also serves to attract and retain staff, while motivation of current staff.

The current budget in this account is $4,800 and with the on-going request of $1,000 that will increase the total budget to $5,800 going forward if approved.

CONSEQUENCES OF NOT FUNDING PROGRAM

No consequences but helps with employee morale.

EXPENSE IMPACT

BUDGET CODE		*2023-2024 NEW REQUEST*	*2023-2024 TOTAL BUDGET WITH REQUEST*
01-011-52320	Awards/Recognition	$1,000	$5,800
	TOTALS:	**$1,000**	**$5,800**

NEW REQUEST FORM

FISCAL YEAR: 2023-2024

DEPARTMENT: Human Resources
PROGRAM TITLE: Performance Management System
REQUEST TYPE: On-Going **RANKING:** 4
FUND/DEPT: 01-011 **GOAL #:** 6
BUDGET CODE: 01-011-74040 Special Services
FULL FY2023-2024 COST: $13,000
ANY ON-GOING FUTURE COSTS: $13,000
FULL FY2023-2024 SAVINGS OFFSET:
LIST ANY EQUIPMENT TO BE REPLACED BY REQUEST:
RECOMMENDATION FOR DISPOSITION:

PROGRAM DESCRIPTION

Performance Management System for performance evaluations, one on ones, monitoring employee goals, evaluations, praise, and evaluation history. Assists with generating evaluations and a question bank for evaluation design specific to roles.

SAVINGS/BENEFITS/BUDGET IMPACT

Impact is for history tracking, goal achievements, and management staff doing performance evaluations more efficiently, now that they are tied to merit for General Government employees.

The current budget in this account is $5,700 and with the on-going request of $13,000 that will increase the total budget to $18,700 going forward if approved.

CONSEQUENCES OF NOT FUNDING PROGRAM

Employees goals and targets not being tracked. Not being able to clearly see outperformers for succession planning and career ladders for development.

EXPENSE IMPACT

BUDGET CODE		*2023-2024 NEW REQUEST*	*2023-2024 TOTAL BUDGET WITH REQUEST*
01-011-74040	Special Services	$13,000	$18,700
	TOTALS:	**$13,000**	**$18,700**

NEW REQUEST FORM

FISCAL YEAR: 2023-2024

DEPARTMENT: Finance
PROGRAM TITLE: Council Chambers staff chairs replacement
REQUEST TYPE: One-Time **RANKING:** 1
FUND/DEPT: 07-020 **GOAL #:** 1
BUDGET CODE: 07-020-85170 Other Equipment
FULL FY2023-2024 COST: $10,000
ANY ON-GOING FUTURE COSTS:
FULL FY2023-2024 SAVINGS OFFSET:
LIST ANY EQUIPMENT TO BE REPLACED BY REQUEST:
RECOMMENDATION FOR DISPOSITION: Salvage/Auction

PROGRAM DESCRIPTION

This request is to replace the current staff chairs in council chambers. The current chairs were purchased in 2006. The current chairs are falling apart and are very hazardous for staff. Several parts have completely fallen off the existing chairs creating unstable situations.

SAVINGS/BENEFITS IMPACT

The purchase of new chairs will eliminate the risk of accidents and injuries to staff.

The current budget in this account is $0 and with the one-time request of $10,000 that will increase the budget to $10,000 for Fiscal Year 2023-24 if approved.

CONSEQUENCES OF NOT FUNDING PROGRAM

If not funded, the potential for injury will increase as the chairs continue to deteriorate.

EXPENSE IMPACT

BUDGET CODE		*2023-2024 BUDGET NEW REQUEST*	*2023-2024 TOTAL BUDGET WITH REQUEST*
07-020-85170	Other Equipment	$10,000	$10,000
	TOTALS:	**$10,000**	**$10,000**

NEW REQUEST FORM

FISCAL YEAR: 2023-2024

DEPARTMENT: Information Technology
PROGRAM TITLE: Manage Engine AD360
REQUEST TYPE: One-Time & On-Going **RANKING:** 1
FUND/DEPT: 01-050 **GOAL #:** 1
BUDGET CODE: 01-050-63510 Software Maintenance
FULL FY2023-2024 COST: $8,400
ANY ON-GOING FUTURE COSTS: $8,400
FULL FY2023-2024 SAVINGS OFFSET:
LIST ANY EQUIPMENT TO BE REPLACED BY REQUEST:
RECOMMENDATION FOR DISPOSITION:

PROGRAM DESCRIPTION

Manage Engine AD360 provides on-going, in-place monitoring of workstations and file servers, including file auditing (adds/deletions) and other features such as USB drive monitoring and Identity Management. Also included is Password Self Service with Multi-factor authentication. Because we have migrated users to the cloud, password resets from the email browser are no longer supported without additional licensing.

SAVINGS/BENEFITS/BUDGET IMPACT

Although Microsoft does offer this feature, the cost per year is ~$14,000. This alternative solution is more cost effective, provides many more features related to user, server and workstation management and would allow users to reset and change forgotten password themselves using multi-factor authentication, such as SMS, security questions, authenticator apps, etc.

The current budget in this account is $173,880 and with the on-going request of $8,400 that will increase the total budget to $182,280 going forward if approved.

CONSEQUENCES OF NOT FUNDING PROGRAM

If not approved, the primary effect will be that users cannot change passwords unless they are on a domain joined PC. They also cannot reset their own credentials. Files and folders could be deleted or siphoned from the network without City knowledge.

EXPENSE IMPACT

BUDGET CODE		*2023-2024 BUDGET NEW REQUEST*	*2023-2024 TOTAL BUDGET WITH REQUEST*
01-050-63510	Software Maintenance	$8,400	$182,280
	TOTALS:	**$8,400**	**$182,280**

NEW REQUEST FORM

FISCAL YEAR: 2023-2024

DEPARTMENT: Information Technology
PROGRAM TITLE: Medic Tablet Replacements
REQUEST TYPE: One-Time & On-Going **RANKING:** 2
FUND/DEPT: 01-050 **GOAL #:** 3
BUDGET CODE: 01-050-85040 Computer Hardware
FULL FY2023-2024 COST: $13,500
ANY ON-GOING FUTURE COSTS:
FULL FY2023-2024 SAVINGS OFFSET:
LIST ANY EQUIPMENT TO BE REPLACED BY REQUEST: M311, M312 and E311 Tablets
RECOMMENDATION FOR DISPOSITION:

PROGRAM DESCRIPTION

Fire currently has 3 Panasonic Toughbook tablets for use in the medics that are utilized by personnel to log details about patients when transported to hospitals. My recollection is that these tablets may have been provided as part of a previous billing vendor. Regardless, they currently lack warranty coverage and are exhibiting issues that will be costly to repair, such as failing keyboards, batteries, or other components. The Panasonic Toughbooks are designed for rugged environments. As a result, components cost a premium. Currently, the devices are not on a replacement schedule and without warranty, it is becoming difficult to keep them operational. These are included at the request of Fire.

SAVINGS/BENEFITS/BUDGET IMPACT

Continued ability to pre-load patient data for faster turn around at ER drop off.

The current budget in this account is $0 and with the one-time request of $13,500 that will increase the budget to $13,500 for Fiscal Year 2023-24 if approved.

CONSEQUENCES OF NOT FUNDING PROGRAM

If not approved, the ability to pre-load patient data will become increasing difficult. Operation of the devices may become hard to continue.

EXPENSE IMPACT

BUDGET CODE		*2023-2024 BUDGET NEW REQUEST*	*2023-2024 TOTAL BUDGET WITH REQUEST*
01-050-85040	Computer Hardware	$13,500	$13,500
	TOTALS:	**$13,500**	**$13,500**

NEW REQUEST FORM

FISCAL YEAR: 2023-2024

DEPARTMENT: Library Services
PROGRAM TITLE: Library Technology
REQUEST TYPE: One-Time & On-Going **RANKING:** 1
FUND/DEPT: 01-060 **GOALS #:** 3 4, 5
BUDGET CODE: 01-060-52200 Computer Supplies
FULL FY2023-2024 COST: $8,000
ANY ON-GOING FUTURE COSTS: $600 IT budget
FULL FY2023-2024 SAVINGS OFFSET:
LIST ANY EQUIPMENT TO BE REPLACED BY REQUEST: Samsung Tablet
RECOMMENDATION FOR DISPOSITION: Salvage/Auction

PROGRAM DESCRIPTION

Three Dell laptops ($2300 each) for staff checkout.
Three staff computer monitors for existing staff computers ($250 each).
Tablet ($300) for program use with Soundtrack Your Brand music license (Business Spotify).

SAVINGS/BENEFITS/BUDGET IMPACT

Staff Laptops - Efficiency and flexibility with staff option to work from home on special projects, continuation of work when staff is forced to work from home due to illness, surgery, or COVID closure and quarantines. Gives Library staff flex-time option not available without laptops.
Additional Staff Monitors - Efficiency, staff is able to work more efficiently with double screens. Omits need to minimize and maximize multiple windows. Reduces use of paper.
Tablet - City issued item needed for licensed use of music during children's story times and other events.

The current budget in this account is $5,000 and with the one time request of $8,000 will increase the budget to $13,000 for fiscal year 2023-2024 if approved.

CONSEQUENCES OF NOT FUNDING PROGRAM

Due to security concerns, staff can no longer access the City network from personal devices. Staff unable to perform critical functions while offsite during closures and quarantines such as COVID-19. Library staff prevented from opting to work flex-time. Some duties may more easily be performed away from building due to less interruption of work. Lack of second monitors results in more time spent completing job duties. Continued use of personal devices to access licensed music for Library events via a music app funded by the City.

EXPENSE IMPACT

BUDGET CODE		*2023-2024 BUDGET NEW REQUEST*	*2023-2024 TOTAL BUDGET WITH REQUEST*
01-060-52200	Computer Supplies	$8,000	$13,000
	TOTALS:	**$8,000**	**$13,000**

NEW REQUEST FORM

FISCAL YEAR: 2023-2024

DEPARTMENT: Library Services
PROGRAM TITLE: Library Equipment
REQUEST TYPE: One-Time **RANKING:** 2
FUND/DEPT: 01-060 **GOALS#:** 1 3, 5
BUDGET CODE: 01-060-52260 Misc. Equipment/Furniture
FULL FY2023-2024 COST: $2,500
ANY ON-GOING FUTURE COSTS:
FULL FY2023-2024 SAVINGS OFFSET:
LIST ANY EQUIPMENT TO BE REPLACED BY REQUEST:
RECOMMENDATION FOR DISPOSITION:

PROGRAM DESCRIPTION

Mobile shelving unit for items requested by Library patrons $2,100.
Presentation cart for second projector $400 for use during classes and events.

SAVINGS/BENEFITS/BUDGET IMPACT

More streamlined look. Mobile shelving more practical, better choice for placement next to self-checkout kiosks. Existing end-of range shelving used for patron requested items could be used to contain collection items as intended when purchased.

Presentation cart allows for multiple events to take place simultaneously and allows for ease of use when presenting.

The current budget in this account is $0 and with the one time request of $2,500 that will increase the total budget to $2,500 for fiscal year 2023-2024 if approved.

CONSEQUENCES OF NOT FUNDING PROGRAM

Current patron requested items shelving units are two end-of-range shelves not designed for their current use and location. End-of-range shelving are meant to be located against the end panels of large library shelving ranges. These shelves are too tall to be used next to the self-checkout kiosks. The shelves were moved to their current location to facilitate patrons in retrieving their requested books. Shelves in current use are tall and block circulation staff from observing patrons in order to see if they need assistance.
Presentation cart needed for second Library projector. Without a proper cart, the projector will need to be placed on a book cart.

EXPENSE IMPACT

BUDGET CODE		*2023-2024 BUDGET NEW REQUEST*	*2023-2024 TOTAL BUDGET WITH REQUEST*
01-060-52260	Misc Equip/Furniture	$2,500	$2,500
	TOTALS:	**$2,500**	**$2,500**

NEW REQUEST FORM

FISCAL YEAR: 2023-2024

DEPARTMENT: Library Services
PROGRAM TITLE: Laminator - Replacement
REQUEST TYPE: On-Going **RANKING:** 3
FUND/DEPT: 01-060 **GOALS#:** 1
BUDGET CODE: 01-060-52070 Minor Tools and Apparatus
FULL FY2023-2024 COST: $3,600
ANY ON-GOING FUTURE COSTS: $1,000
FULL FY2023-2024 SAVINGS OFFSET:
LIST ANY EQUIPMENT TO BE REPLACED BY REQUEST: Laminator purchased in FY12-13
RECOMMENDATION FOR DISPOSITION: Salvage/Auction

PROGRAM DESCRIPTION

Replace Library laminator that was purchased in FY2012-2013.

SAVINGS/BENEFITS/BUDGET IMPACT

The laminator used for library classes and events, in-house promotional items, and for giving longevity to paper or cardstock items that are circulated to Library patrons. All instructions, lists, guides, cards, etc. that are included in Library children's kits require lamination. The laminator is a frequently used piece of library equipment.

The current budget in this account is $3,900 and with the one time request of $3,600 that will increase the total budget to $7,500 for fiscal year 2023-2024 if approved.

CONSEQUENCES OF NOT FUNDING PROGRAM

Laminator will not be able to be used if a part breaks that is no longer manufactured (assembly #1701721EZ purchased FY2012-13).

Items damaged that should be laminated will need to be removed from the collection. Staff will need to make new in-house promotional items and signage due to aging paper.

EXPENSE IMPACT

BUDGET CODE		*2023-2024 BUDGET NEW REQUEST*	*2023-2024 TOTAL BUDGET WITH REQUEST*
01-060-52070	Minor Tools	$3,600	$7,500
	TOTALS:	**$3,600**	**$7,500**

NEW REQUEST FORM

FISCAL YEAR: 2023-2024

DEPARTMENT: Library Services
PROGRAM TITLE: Library Smart Lockers
REQUEST TYPE: One-Time & On-Going **RANKING:** 4
FUND/DEPT: 01-060 **GOALS #:** 1 3, 5
BUDGET CODE: 01-060-63010 Furniture & Fixtures
FULL FY2023-2024 COST: $13,300
ANY ON-GOING FUTURE COSTS: $1,100
FULL FY2023-2024 SAVINGS OFFSET:
LIST ANY EQUIPMENT TO BE REPLACED BY REQUEST:
RECOMMENDATION FOR DISPOSITION:

PROGRAM DESCRIPTION

Smart Lockers by Bradford Systems are a 17-door outside locker system that allows customers to pick up their library items 24/7. Lockers are opened by a code or library card. Items can be traced as to when the material is picked up.

SAVINGS/BENEFITS/BUDGET IMPACT

Gives 24/7 service to customers who may not be able to pick up requested library items during open hours. Unique customer service feature.

The current budget in this account is $3,000 and with the one time request of $13,300 that will increase the total budget to $16,300 for fiscal year 2023-2024 if approved.

CONSEQUENCES OF NOT FUNDING PROGRAM

Disappointment of customers who cannot get materials due to work hours, scheduling, etc. Missed opportunity to provide additional customer service.

EXPENSE IMPACT

BUDGET CODE		*2023-2024 BUDGET NEW REQUEST*	*2023-2024 TOTAL BUDGET WITH REQUEST*
01-060-63010	Furniture & Fixtures	$13,300	$16,300
	TOTALS:	**$13,300**	**$16,300**

NEW REQUEST FORM

FISCAL YEAR: 2023-2024

DEPARTMENT: Library Services
PROGRAM TITLE: RFID DVDs
REQUEST TYPE: One-Time **RANKING:** 5
FUND/DEPT: 01-060 **GOALS #:** 4
BUDGET CODE: 01-060-52200
FULL FY2023-2024 COST: $15,300
ANY ON-GOING FUTURE COSTS:
FULL FY2023-2024 SAVINGS OFFSET: $3,600
LIST ANY EQUIPMENT TO BE REPLACED BY REQUEST: Locking DVD cases
RECOMMENDATION FOR DISPOSITION: Salvage/Auction

PROGRAM DESCRIPTION

Add updated full disc RFID tag to entire Blu-ray/DVD collection of 20,000 items, some with multiple discs per unit.

SAVINGS/BENEFITS/BUDGET/IMPACT

Savings of staff time locking/unlocking every DVD case at checkout and checking.
Less patron frustration at checkout, due to unlocking DVDs at self-checkout kiosks.
Less setting off of gate alarms due to DVDs not being properly unlocked and checked out.
Savings from no longer purchasing locked cases since each DVD would be RFID tagged. Library can use the cases DVDs arrive in or spend significantly less on empty regular DVD cases.
Self-checkout kiosk unlockers would no longer be necessary, could be removed from annual support and maintenance expense ($500/year).

The current budget in this account is $5,000 and with the one time request of $15,300 that will increase the total budget to $20,300 for fiscal year 2023-2024 if approved.

CONSEQUENCES OF NOT FUNDING PROGRAM

Continued patron frustration at checkout.
Continued use of locking DVD cases that have an increased cost, + $0.63/ea - $0.91/ea (Single disc case - 6 capacity disc case, Demco cost increase from 2021 to 2023). The Library adds an average of 1,200 Blu-ray or DVDs to the collection annually. Price of non-locking cases is much lower, single capacity case $0.46/ea to 6 capacity $0.94/ea versus locking cases, single capacity case $2.90/ea to 6 capacity case $5.59/ea.

EXPENSE IMPACT

BUDGET CODE		*2023-2024 BUDGET NEW REQUEST*	*2023-2024 TOTAL BUDGET WITH REQUEST*
01-060-52200	Computer Supplies	$15,300	$20,300
	TOTALS:	**$15,300**	**$20,300**

NEW REQUEST FORM

FISCAL YEAR: 2023-2024

DEPARTMENT: Library Services
PROGRAM TITLE: Wi-Fi RFID Inventory Device Upgrade
REQUEST TYPE: One-Time & On-Going **RANKING:** 6
FUND/DEPT: 01-060 **GOAL #:** 4
BUDGET CODE: 01-060-52200 Computer Supplies
FULL FY2023-2024 COST: $4,100
ANY ON-GOING FUTURE COSTS: $200
FULL FY2023-2024 SAVINGS OFFSET:
LIST ANY EQUIPMENT TO BE REPLACED BY REQUEST: Mobile DLA
RECOMMENDATION FOR DISPOSITION: Salvage/Auction

PROGRAM DESCRIPTION

Upgrade current mobile DLA inventory wand to a Wi-Fi mobile DLA inventory wand.

SAVINGS/BENEFITS/BUDGET IMPACT

Device is live linked to the library catalog, eliminates the need to download reports and upload data to compare.
New device has improved reading of RFID tags that does not necessitate pulling the item off shelf.
Savings of staff time operating device while performing inventory control.
Improved loss prevention, since device checks for functioning RFID tags and can set tag security on/off while working amongst the shelf stacks.
Quote reflects a 40% discount off list price.

The current budget in this account is $5,000 and with the one time request of $4,100 that will bring the total budget to $9,100 for fiscal year 2023-2024 if approved.

CONSEQUENCES OF NOT FUNDING PROGRAM

Current inventory device is not live linked to the Library catalog.
Cumbersome and time consuming to operate.
Device requires reports to be downloaded in a specific sequence with numerous steps, then an equal amount of difficulty downloading data from the device.

EXPENSE IMPACT

BUDGET CODE		*2023-2024 BUDGET NEW REQUEST*	*2023-2024 TOTAL BUDGET WITH REQUEST*
01-060-52200	Computer Supplies	$4,100	$9,100
	TOTALS:	**$4,100**	**$9,100**

NEW REQUEST FORM

FISCAL YEAR: 2023-2024

DEPARTMENT: Library Services
PROGRAM TITLE: Replace of Library Seating
REQUEST TYPE: One-Time **RANKING:** 7
FUND/DEPT: 01-060 **GOAL #:** 3
BUDGET CODE: 01-060-63010 Furniture & Fixtures
FULL FY2023-2024 COST: $29,700
ANY ON-GOING FUTURE COSTS:
FULL FY2023-2024 SAVINGS OFFSET:
LIST ANY EQUIPMENT TO BE REPLACED BY REQUEST: Original lounge & table chairs
RECOMMENDATION FOR DISPOSITION: Salvage/Auction

PROGRAM DESCRIPTION

Replace existing computer/table chairs and lounge chairs originally purchased in 1990 ($27,000).
Reupholster youth cafe chairs that were purchased in 2006 ($2,700).

SAVINGS/BENEFITS/BUDGET IMPACT

Attractive, clean, comfortable seating is needed in the heavily used Library.
Vinyl upholstery will help eliminate fluid staining and prolong the life-span and usefulness of the furniture.
Improved image of Library as a comfortable and inviting place.

The current budget in this account is $3,000 and with the one time request of $29,700 that will increase the total to $32,700 for fiscal year 2023-2024 if approved.

CONSEQUENCES OF NOT FUNDING PROGRAM

Continued use of worn and fluid stained chairs will lead to the removal of damaged furniture resulting in fewer seating areas.
Worn and stained furniture diminishes the image of the Library and City.
The majority of Library seating is 33 years old and were original to the building.
The oldest seating was reupholstered 17 years ago.
Youth cafe chairs were purchased in 2006.

EXPENSE IMPACT

BUDGET CODE		*2023-2024 BUDGET NEW REQUEST*	*2023-2024 TOTAL BUDGET WITH REQUEST*
01-060-63010	Furniture& Fixtures	$29,700	$32,700
	TOTALS:	**$29,700**	**$32,700**

NEW REQUEST FORM

FISCAL YEAR: 2023-2024

DEPARTMENT: Recreation Services
PROGRAM TITLE: 2024 Summer Camp program
REQUEST TYPE: One-Time & On-Going **RANKING:** 1
FUND/DEPT: 01-070 **GOAL #:** 3
BUDGET CODE: multiple
FULL FY2023-2024 COST: $12,700
ANY ON-GOING FUTURE COSTS:
FULL FY2023-2024 SAVINGS OFFSET: $68,000 Projected revenues for program
LIST ANY EQUIPMENT TO BE REPLACED BY REQUEST:
RECOMMENDATION FOR DISPOSITION:

PROGRAM DESCRIPTION

Summer Camp offers the community competively priced supervised care for youth during the summer break when they are out of school. This helps to fill gaps for dual earner households since there are fewer available spots than the need. Summer Camp is typically a program in which revenues cover expenses, and thus has virtually no net impact on the General Fund. The primary cost is the summer camp instructors that would be hired totaling $46,500 in salary (PIP request) with $12,700 for initial program startup supplies (new request).

SAVINGS/BENEFITS/BUDGET IMPACT

The benefit from implementing this program is that citizens will see that we are listening to their requests and adding value to their quality of life through assisting in filling the summer gap between school sessions for their children with safe, fun, and educational experiences.

The current budget in this account is $0 and with the one-time request of $12,700 that will bring the total budget to $12,700 for Fiscal Year 2023-2024 if approved.

CONSEQUENCES OF NOT FUNDING PROGRAM

The consequence of not funding this would be not providing a frequently requested by our citizens program and the related feeling of the City not being responsive to their expressed needs. Our citizens would then likely go to surrounding cities to have their needs met.

EXPENSE IMPACT

BUDGET CODE		*2023-2024 BUDGET NEW REQUEST*	*2023-2024 TOTAL BUDGET WITH REQUEST*
01-070-74760	Summer Camp	$12,700	$12,700
	TOTALS:	**$12,700**	**$12,700**

NEW REQUEST FORM

FISCAL YEAR: 2023-2024

DEPARTMENT: Recreation Services
PROGRAM TITLE: Seasonal Preschool program
REQUEST TYPE: One-Time **RANKING:** 2
FUND/DEPT: 01-070 **GOAL #:** 3
BUDGET CODE: 01-070-74770 Preschool Programs
FULL FY2023-2024 COST: $4,000
ANY ON-GOING FUTURE COSTS:
FULL FY2023-2024 SAVINGS OFFSET:
LIST ANY EQUIPMENT TO BE REPLACED BY REQUEST:
RECOMMENDATION FOR DISPOSITION:

PROGRAM DESCRIPTION

The Seasonal Preschool program offers captively priced supervised care for youth ages 3-5 during the school year and has not been able to be held since COVID. Seasonal Preschool is typically a program in which revenues cover expenses, and thus has virtually no net impact on the General Fund. It also follows the school year calendar. The primary cost is the Seasonal Preschool Teachers that would be hired totaling $13,000 in salary (PIP request) with $4,000 for initial program startup supplies (new request).

SAVINGS/BENEFITS/BUDGET IMPACT

The benefit from implementing this program is that citizens will see that we are listening to their requests and adding value to their quality of life through assisting in filling the gap between daycare and kindergarten for their children with safe, fun, and educational experiences.

The current budget in this account is $0 and with the one-time request of $4,000 that will bring the total budget to $4,000 for Fiscal Year 2023-2024 if approved.

CONSEQUENCES OF NOT FUNDING PROGRAM

The consequence of not funding this would be not providing a frequently requested by our citizens program and the related feeling of the City not being responsive to their expressed needs. Our citizens would then likely go to surrounding cities to have their needs met.

EXPENSE IMPACT

BUDGET CODE		*2023-2024 BUDGET NEW REQUEST*	*2023-2024 TOTAL BUDGET WITH REQUEST*
01-070-74770	Preschool Programs	$4,000	$17,000
	TOTALS:	**$4,000**	**$17,000**

NEW REQUEST FORM

FISCAL YEAR: 2023-2024

DEPARTMENT: Recreation Services
PROGRAM TITLE: Community Center PA system
REQUEST TYPE: One-Time **RANKING:** 3
FUND/DEPT: 01-070 **GOAL #:** 5
BUDGET CODE: 01-070-85170 Other Equipment
FULL FY2023-2024 COST: $30,000
ANY ON-GOING FUTURE COSTS:
FULL FY2023-2024 SAVINGS OFFSET:
LIST ANY EQUIPMENT TO BE REPLACED BY REQUEST:
RECOMMENDATION FOR DISPOSITION:

PROGRAM DESCRIPTION

The Community Center had a public address system before the building expansion for the Senior Center was completed in 2017. The change in where the front desk was located resulted in the inability to provide announcements as the parts were auctioned off. With the increasing occurrences of incidents in which announcements would increase public safety, it is our desire to install a PA system to be able to handle both routine and irregular announcements.

SAVINGS/BENEFITS/BUDGET IMPACT

The installation of a public address system would enhance public safety and communication in a large community venue.

The current budget in this account is $0, and with the one-time request of $30,000 that will bring the total budget to $30,000 if approved.

CONSEQUENCES OF NOT FUNDING PROGRAM

Effective communication would continue to be hampered resulting in reduced public safety and overall facility functionality.

EXPENSE IMPACT

BUDGET CODE		*2023-2024 BUDGET NEW REQUEST*	*2023-2024 TOTAL BUDGET WITH REQUEST*
01-070-85170	Other Equipment	$30,000	$30,000
	TOTALS:	**$30,000**	**$30,000**

NEW REQUEST FORM

FISCAL YEAR: 2023-2024

DEPARTMENT: Parks
PROGRAM TITLE: Parks Trip Hazard Mitigation
REQUEST TYPE: One-Time **RANKING:** 1
FUND/DEPT: 01-075 **GOAL #:** 3
BUDGET CODE: 01-075-63380 Park Trail Repairs
FULL FY2023-2024 COST: $43,000
ANY ON-GOING FUTURE COSTS:
FULL FY2023-2024 SAVINGS OFFSET:
LIST ANY EQUIPMENT TO BE REPLACED BY REQUEST:
RECOMMENDATION FOR DISPOSITION:

PROGRAM DESCRIPTION

It has been identified that in our city parks, trip hazards on sidewalks and trails of 1/4" and up would require approximately $43,000 in additional funding to mitigate all of these hazards in FY24. The current yearly budget for trail/sidewalk maintenance is $12,000 which would require 4 years to achieve completion of this safety initiative at the current funding rate.

SAVINGS/BENEFITS/BUDGET IMPACT

The primary impact is the elimination of safety hazards in the regular path of movement throughout our park system and reduction in corresponding liabilities.

The current budget in this account is $12,000 and with this one time request of $43,000 that brings the total budget to 55,000 for fiscal year 2023-2024.

CONSEQUENCES OF NOT FUNDING PROGRAM

The consequence of not funding would be that our park users safety would be compromised as well as increased liability levels because these are known deficiencies now.

EXPENSE IMPACT

BUDGET		*2023-2024 NEW REQUEST*	*2023-2024 TOTAL BUDGET WITH REQUEST*
01-075-63380	Park Trail Repairs	$43,000	$55,000
	TOTALS:	**$43,000**	**$55,000**

NEW REQUEST FORM

FISCAL YEAR: 2023-2024

DEPARTMENT: Parks
PROGRAM TITLE: Toro MultiPro Turf Sprayer vehicle
REQUEST TYPE: One-Time **RANKING:** 2
FUND/DEPT: 01-075 **GOAL #:** 3
BUDGET CODE: 01-075-85170 Other Equipment
FULL FY2023-2024 COST: $47,500
ANY ON-GOING FUTURE COSTS:
FULL FY2023-2024 SAVINGS OFFSET:
LIST ANY EQUIPMENT TO BE REPLACED BY REQUEST:
RECOMMENDATION FOR DISPOSITION:

PROGRAM DESCRIPTION

The request to purchase a Toro Multi Pro 5800 Turf Sprayer is to gain capacity and efficiencies in addressing weeds in cracks & crevices in streets, sidewalks, & ROWs administered by Public Works, improving the beauty of our City facilities & parks via a turf fertility program administered by Parks & Community Services, and improving the safety of our athletic fields at multiple parks through reduction of weeds also administered by Parks & Community Services.

Total proposed cost is $95,000. The funding of this request is proposed to be evenly split utilizing the Storm Drain Utility Fund and the General Fund consistent with the benefactor departments ($47,500 each department).

SAVINGS/BENEFITS/BUDGET IMPACT

The benefits are increased curb appeal around town along with safer playing surfaces for our most vulnerable population, our youth.

The current budget in this account is $0 and with the one-time request of $47,500 that will increase the total budget to $47,500 for fiscal year 2023-2024.

CONSEQUENCES OF NOT FUNDING PROGRAM

Staff will continue to struggle to effectively and efficiently eliminate unsightly vegetative growth where not appropriate, manage a turf fertility program resulting in a less desirable aesthetic, and increased risk on our athletic fields.

EXPENSE IMPACT

BUDGET CODE		*2023-2024 NEW REQUEST*	*2023-2024 TOTAL BUDGET WITH REQUEST*
01-075-85170	Other Equipment	$47,500	$47,500
	TOTALS:	**$47,500**	**$47,500**

NEW REQUEST FORM

FISCAL YEAR: 2023-2024

DEPARTMENT: Parks
PROGRAM TITLE: Demolition of old Senior Center building
REQUEST TYPE: One-Time **RANKING:** 3
FUND/DEPT: 01-075 **GOAL #:** 5
BUDGET CODE: 01-075-74791 Contract/Outsource
FULL FY2023-2024 COST: $70,000
ANY ON-GOING FUTURE COSTS:
FULL FY2023-2024 SAVINGS OFFSET:
LIST ANY EQUIPMENT TO BE REPLACED BY REQUEST:
RECOMMENDATION FOR DISPOSITION:

PROGRAM DESCRIPTION

This request is for the demolition of the old Senior Center building and the beautification of the removal site. The building is not being used and is dilapidated and becoming increasingly unsafe, especially due to the asbestos present. Asbestos is in the flooring, ceiling, window caulking, and walls and requires specialized services to demolish in a way to not introduce carcinogens into the atmosphere.

SAVINGS/BENEFITS/BUDGET IMPACT

Demolition of this building would save maintenance expenses and alarm monitoring fees as well as eliminate an eyesore.

The current budget in this account is $161,000 and with this one time request of $70,000 that brings the total budget to 231,000 for fiscal year 2023-24.

CONSEQUENCES OF NOT FUNDING PROGRAM

The consequences of not funding this request is further building deterioration, an increase in the safety hazard due to lack of use, and further citizen angst over an eyesore.

EXPENSE IMPACT

BUDGET CODE		*2023-2024 BUDGET NEW REQUEST*	*2023-2024 TOTAL BUDGET WITH REQUEST*
01-075-74791	Contract/Outsource	$70,000	$231,000
	TOTALS:	**$70,000**	**$231,000**

NEW REQUEST FORM

FISCAL YEAR: 2023-2024

DEPARTMENT: Parks
PROGRAM TITLE: Enhanced Turf Fertility Program
REQUEST TYPE: On-Going **RANKING:** 4
FUND/DEPT: 01-075 **GOAL #:** 3
BUDGET CODE: 01-075-52090 Chemicals
FULL FY2023-2024 COST: $14,500
ANY ON-GOING FUTURE COSTS: $14,500
FULL FY2023-2024 SAVINGS OFFSET:
LIST ANY EQUIPMENT TO BE REPLACED BY REQUEST:
RECOMMENDATION FOR DISPOSITION:

PROGRAM DESCRIPTION

The Enhanced Turf Fertility program request is to increase frequencies and effectiveness of our current fertilization and chemical application efforts by increasing the budgeted amount in FY24 to $19,000 from the $4,500 currently budgeted for fertilizer and chemical applications. These applications are not currently achieving industry goals because the frequencies of application are so low.

SAVINGS/BENEFITS/BUDGET IMPACT

The benefits are increased curb appeal around town at our parks, buildings, and ROW's along with safer playing surfaces for our most vulnerable population, our youth.

The current budget in this account is $11,000 and with the on-going request of $14,500 that will increase the total budget to $25,500 going forward if approved.

CONSEQUENCES OF NOT FUNDING PROGRAM

Staff will continue to struggle to effectively and efficiently grow healthy and vibrant turf grass at irrigated properties resulting in a less desirable aesthetic, and increased risk on our athletic fields.

EXPENSE IMPACT

BUDGET CODE		*2023-2024 NEW REQUEST*	*2023-2024 TOTAL BUDGET WITH REQUEST*
01-075-52090	Chemicals	$14,500	$25,500
	TOTALS:	**$14,500**	**$25,500**

NEW REQUEST FORM

FISCAL YEAR: **2023-2024**

DEPARTMENT: Fire
PROGRAM TITLE: Training Prop
REQUEST TYPE: On-Going **RANKING:** 1
FUND/DEPT: 01-085 **GOAL #:** 2
BUDGET CODE: 01-085-85170 Other Equipment
FULL FY2023-2024 COST: $12,000
ANY ON-GOING FUTURE COSTS: $12,000 FY25 & FY26
FULL FY2023-2024 SAVINGS OFFSET:
LIST ANY EQUIPMENT TO BE REPLACED BY REQUEST:
RECOMMENDATION FOR DISPOSITION:

PROGRAM DESCRIPTION

Training prop - 4 year program to enhance the training skills of firefighters. This will be the second year of the training prop program. Year one was a success and we wish to continue this through fiscal year 2025-2026.

SAVINGS/BENEFITS/BUDGET IMPACT

Allowing the firefighters to train at the station , eliminating the need to other City's facilities.

The current budget in this account is $0 and with the $12,000 request to continue the program that will increase the total budget to $12,000 for fiscal year 2023-2024 if approved.

CONSEQUENCES OF NOT FUNDING PROGRAM

Increase in times when units are outside city limits and unavailable for calls.

EXPENSE IMPACT

BUDGET CODE		*2023-2024 NEW REQUEST*	*2023-2024 TOTAL BUDGET WITH REQUEST*
01-085-85170	Other Equipment	$12,000	$12,000
	TOTALS:	**$12,000**	**$12,000**

NEW REQUEST FORM

FISCAL YEAR: 2023-2024

DEPARTMENT: Fire
PROGRAM TITLE: Mattress Replacement
REQUEST TYPE: One-Time **RANKING:** 2
FUND/DEPT: 01-085 **GOAL #:** 2
BUDGET CODE: 01-085-85100 Furniture
FULL FY2023-2024 COST: $20,000
ANY ON-GOING FUTURE COSTS:
FULL FY2023-2024 SAVINGS OFFSET:
LIST ANY EQUIPMENT TO BE REPLACED BY REQUEST:
RECOMMENDATION FOR DISPOSITION: Salvage/Auction

PROGRAM DESCRIPTION

Replacement of 10 aging mattresses for the fire station bunk room is needed. The replacement mattresses are high quality for staff comfort that often rely on just a few hours of sleep.

SAVINGS/BENEFITS/BUDGET IMPACT

The current budget in this account is $0 and with the one time request of $20,000 that will increase the total budget to $20,000 for fiscal year 2023-2024 if approved.

CONSEQUENCES OF NOT FUNDING PROGRAM

Getting a good night's sleep is essential in maintaining the schedule and handling the stress firefighters endure to ensure the safety of their communities.

EXPENSE IMPACT

BUDGET CODE		*2/23/2024 NEW REQUEST*	*2023-2024 TOTAL BUDGET WITH REQUEST*
01-085-85100	Furniture	$20,000	
	TOTALS:	**$20,000**	**$0**

NEW REQUEST FORM

FISCAL YEAR: 2023-2024

DEPARTMENT: Public Works - Streets
PROGRAM TITLE: School Zone Flasher Upgrade
REQUEST TYPE: One-Time **RANKING:** 1
FUND/DEPT: 01-090 **GOAL #:** 2
BUDGET CODE: 01-090-63460 Traffic Signal Maintenance
FULL FY2023-2024 COST: $3,500
ANY ON-GOING FUTURE COSTS:
FULL FY2023-2024 SAVINGS OFFSET:
LIST ANY EQUIPMENT TO BE REPLACED BY REQUEST: Eltec Time Clocks
RECOMMENDATION FOR DISPOSITION: Salvage/Auction

PROGRAM DESCRIPTION

This request is to upgrade four school zone flashers that remain outdated. These flashers need to be upgraded to AP22 time clocks so that all 18 school zone flashers will be upgraded and current with AP22 timers.

SAVINGS/BENEFITS/BUDGET IMPACT

Programming issues, older Eltec timers not retaining programming reliability. AP22 timers are upgradable to be centrally programmed and monitored for future expansion.

The current budget in this account is $8,000 and with the one-time request of $3,500 that will increase the total budget for FY23-24 to $11,500 if approved.

CONSEQUENCES OF NOT FUNDING PROGRAM

Increased malfunctions of current timers, LCD screens are hard to read and program due to random characters that appear on the screen. Possible malfunction during flash times is likely.

EXPENSE IMPACT

BUDGET CODE		*2023-2024 BUDGET NEW REQUEST*	*2023-2024 TOTAL BUDGET WITH REQUEST*
01-090-63460	Traffic Signal Maint.	$3,500	$11,500
	TOTALS:	**$3,500**	**$11,500**

NEW REQUEST FORM

FISCAL YEAR: 2023-2024

DEPARTMENT: Public Works - Streets
PROGRAM TITLE: Pavement Condition Survey
REQUEST TYPE: One-Time **RANKING:** 2
FUND/DEPT: 01-090 **GOAL #:** 1
BUDGET CODE: 01-090-63210 Street Maintenance
FULL FY2023-2024 COST: $15,000
ANY ON-GOING FUTURE COSTS:
FULL FY2023-2024 SAVINGS OFFSET:
LIST ANY EQUIPMENT TO BE REPLACED BY REQUEST:
RECOMMENDATION FOR DISPOSITION:

PROGRAM DESCRIPTION

Update Watauga's pavement condition index to maintain a comprehensive list of the road conditions throughout the City.

SAVINGS/BENEFITS/BUDGET IMPACT

This survey the City will have an updated comprehensive pavement condition index for future planning of street rehabilitation and to show trends of street lifecycle.

The current budget in this account is $0 and with this one time request of $15,000 that will bring the total budget for FY23-24 to $15,000 if approved.

CONSEQUENCES OF NOT FUNDING PROGRAM

Planning based on dated, older survey information. Low investment for current information to plan efficiently.

EXPENSE IMPACT

BUDGET CODE		*2023-2024 BUDGET NEW REQUEST*	*2023-2024 TOTAL BUDGET WITH REQUEST*
01-090-63210	Street Maintenance	$15,000	$15,000
	TOTALS:	**$15,000**	**$15,000**

NEW REQUEST FORM

FISCAL YEAR: 2023-2024

DEPARTMENT: Public Works - Streets
PROGRAM TITLE: Park Vista/Western Center Intersection Striping
REQUEST TYPE: One-Time **RANKING:** 3
FUND/DEPT: 01-090 **GOAL #:** 2
BUDGET CODE: 01-090-63480 Street Striping
FULL FY2023-2024 COST: $15,000
ANY ON-GOING FUTURE COSTS:
FULL FY2023-2024 SAVINGS OFFSET:
LIST ANY EQUIPMENT TO BE REPLACED BY REQUEST:
RECOMMENDATION FOR DISPOSITION:

PROGRAM DESCRIPTION

Contractor to remove raised pavement markers and stripe the intersection of Park Vista and Western Center Blvd. Work shall include crosswalks, stop bars, lane designations for 300 LF north, west, and east. Rusk will have crosswalk and stop bar.

SAVINGS/BENEFITS/BUDGET IMPACT

Increased safety issues for drivers and pedestrians due to multiple missing RPMS, stop bars, crosswalk, and lane designation markings have failed beyond repair.

The current budget in this account is $3,000 and with the one time request of $15,000 that will increase the total budget to $18,000 for FY23-24 if approved.

CONSEQUENCES OF NOT FUNDING PROGRAM

Increased risk of vehicular accidents due to failing pavement markings, possibility of tripping/slipping hazards for pedestrians due to remaining raised pavement markers.

EXPENSE IMPACT

BUDGET CODE		*2023-2024 BUDGET NEW REQUEST*	*2023-2024 TOTAL BUDGET WITH REQUEST*
01-090-63480	Street Striping	$15,000	$18,000
	TOTALS:	**$15,000**	**$18,000**

NEW REQUEST FORM

FISCAL YEAR: 2023-2024

DEPARTMENT: Public Works - Fleet Services
PROGRAM TITLE: Fuel Island Operating System Update
REQUEST TYPE: One-Time **RANKING:** 1
FUND/DEPT: 01-097 **GOAL #:** 3
BUDGET CODE: 01-097-85170 Other Equipment
FULL FY2023-2024 COST: $17,000
ANY ON-GOING FUTURE COSTS:
FULL FY2023-2024 SAVINGS OFFSET:
LIST ANY EQUIPMENT TO BE REPLACED BY REQUEST:
RECOMMENDATION FOR DISPOSITION:

PROGRAM DESCRIPTION

Update the current server based system that can only be PC accessed by minimal users to a new cloud based system. This will allow multiple options for user access through a phone app or computer app as well as each department can access it to check their equipment fuel usage, mileage, and vehicle health. Additionally we can add to each vehicle a module to get rid of the fuel keys. it will pull mileage and vehicle data and automatically send it o RTA fleet maintenance system to get more accurate service reports. This system is already in place with the City of North Richland Hills.

The current budget in this account is $0 and with the one time request of $17,000 that will increase the total budget to $17,000 for the fiscal year 2023-24.

SAVINGS/BENEFITS/BUDGET IMPACT

More accurate fuel reports and ease of use. No server will be needed and or IT support/cloud based system. Ability to add vehicle data tracking module to get more accurate equipment and vehicle health reports and mileage to provide better service schedule. Also it will monitor fuel tank levels.

CONSEQUENCES OF NOT FUNDING PROGRAM

As our current system gets older it will be harder to connect on keep working with our current computer operating systems. Current system is around 10+ years old and parts are available but getting harder to find.

EXPENSE IMPACT

BUDGET CODE		*2023-2024 BUDGET NEW REQUEST*	*2023-2024 TOTAL BUDGET WITH REQUEST*
01-097-85170	Other Equipment	$17,000	$17,000
	TOTALS:	**$17,000**	**$17,000**

NEW REQUEST FORM

FISCAL YEAR: 2023-2024

DEPARTMENT: Public Works - Facilities Maintenance
PROGRAM TITLE: Water Tower Elevator Modernization
REQUEST TYPE: One-Time **RANKING:** 1
FUND/DEPT: 01-098 40-020 **GOAL #:** 1
BUDGET CODE: 01-098-63240 Building Maintenance & 40-020-85170 Other Equipment
FULL FY2023-2024 COST: $95,000
ANY ON-GOING FUTURE COSTS:
FULL FY2023-2024 SAVINGS OFFSET:
LIST ANY EQUIPMENT TO BE REPLACED BY REQUEST:
RECOMMENDATION FOR DISPOSITION:

PROGRAM DESCRIPTION

Update the water tower elevator operating systems, electrical components, and hydraulic system to todays standards. Our current system is obsolete and there are no parts available to repair if it were to break.

SAVINGS/BENEFITS/BUDGET IMPACT

Benefits of Modernization include:
- Increased durability and reliability
- Improved fire and life safety features
- Decreased waiting times
- Reduced energy consumption
- Reduced operational cost
- Reduced troubleshooting time

The current budget in these accounts are $0 and with the one time request of $47,500 each that will increase the total

CONSEQUENCES OF NOT FUNDING PROGRAM

If the elevator were to break there are no available replacement parts. This would leave the elevator out of service util it could be updated to this newer system.

EXPENSE IMPACT

BUDGET CODE		*2023-2024 BUDGET NEW REQUEST*	*2023-2024 TOTAL BUDGET WITH REQUEST*
01-098-63240	Building Maintenance	$47,500	$47,500
40-020-85170	Other Equipment	$47,500	$47,500
	TOTALS:	**$95,000**	**$95,000**

NEW REQUEST FORM

FISCAL YEAR: 2023-2024

DEPARTMENT: Public Works - Facilities Maintenance
PROGRAM TITLE: Community Center foundation repairs
REQUEST TYPE: One-Time **RANKING:** 2
FUND/DEPT: 07-098 **GOAL #:** 5
BUDGET CODE: 07-098-85030 Building Improvements
FULL FY2023-2024 COST: $70,000
ANY ON-GOING FUTURE COSTS: $0
FULL FY2023-2024 SAVINGS OFFSET:
LIST ANY EQUIPMENT TO BE REPLACED BY REQUEST:
RECOMMENDATION FOR DISPOSITION:

PROGRAM DESCRIPTION

The Community Center Gym walls & floor are showing evidence of foundation settling and overall movement via severe cracks in both. Two quotes have been received by Clint Harmon before he left ranging from $25,000 to $68,000. We tend to think the $68,000 is likely closer to a true fix to the issues.

SAVINGS/BENEFITS/BUDGETIMPACT

Repairing the foundation will halt the flexing that creates the cracks in the walls & floor utilizing the latest technologies and restoring the visual image of a well-maintained facility. It will also fulfill the City Council goal of maintaining our infrastructure utilizing best practices.

The current budget in this account is $0 and with this one time request of $70,000 that will increase the total budget to $70,000 for FY23-24.

CONSEQUENCES OF NOT FUNDING PROGRAM

Not funding the request would lead to a decrease in safety as cracks get wider and deeper as well as an increase in the cost down the road to restore things back to a well-maintained facility.

EXPENSE IMPACT

BUDGET CODE		*2023-2024 BUDGET NEW REQUEST*	*2023-2024 TOTAL BUDGET WITH REQUEST*
07-098-85030	Building Improvements	$70,000	$70,000
	TOTALS:	**$70,000**	**$70,000**

NEW REQUEST FORM

FISCAL YEAR: 2023-2024

DEPARTMENT: Police - Crime Control District
PROGRAM TITLE: Patrol Rifle Refresh
REQUEST TYPE: One-Time **RANKING:** 1
FUND/DEPT: 18-080 **GOAL #:** 2
BUDGET CODE: 18-080-85170 Other Equipment
FULL FY2023-2024 COST: $85,000
ANY ON-GOING FUTURE COSTS:
FULL FY2023-2024 SAVINGS OFFSET:
LIST ANY EQUIPMENT TO BE REPLACED BY REQUEST: Old Rifles
RECOMMENDATION FOR DISPOSITION: Trade-In

PROGRAM DESCRIPTION

This program is a replacement of the 36 currently aging patrol rifles and purchase 4 extra rifles for a total of 40 rifles. The current rifles were originally purchased when the program began in 2008 and are aging. With the purchase of new rifles the department will have the newly developed technology that reduces the weight and adaptability of the weapons beyond our current capabilities. The purchase includes the rifles, slings, lights, optics, and cases.

SAVINGS/BENEFITS/BUDGET IMPACT

Some savings would be applied with the trade in of the current rifles. The refresh program will provide up to date weapon systems for officers to utilize for significant events where weapons are in use by suspects as well as when distance off target and accuracy is desired. New and updated equipment can be of benefit to aid in recruiting.

CONSEQUENCES OF NOT FUNDING PROGRAM

Not funding this program would likely result in increasing repair and maintenance costs for the existing weapons. A lack of updated equipment to provide officers with replacements if their weapon is failing or taken for court cases after an officer involved shooting.

EXPENSE IMPACT

BUDGET CODE		*2023-2024 BUDGET NEW REQUEST*	*2023-2024 TOTAL BUDGET WITH REQUEST*
18-080-85170	Other Equipment	85,000	85,000
	TOTALS:	**$85,000**	**$85,000**

NEW REQUEST FORM

FISCAL YEAR: 2023-2024

DEPARTMENT: Police - Crime Control District
PROGRAM TITLE: Drone Program
REQUEST TYPE: One-Time & On-Going **RANKING:** 2
FUND/DEPT: 18-080 **GOAL #:** 2
BUDGET CODE: 18-080-85170/18-080-63510 Other Equipment/Software Maintenance
FULL FY2023-2024 COST: $44,500
ANY ON-GOING FUTURE COSTS: $9,500
FULL FY2023-2024 SAVINGS OFFSET:
LIST ANY EQUIPMENT TO BE REPLACED BY REQUEST:
RECOMMENDATION FOR DISPOSITION:

PROGRAM DESCRIPTION

A drone program would revolutionize operations with advanced aerial surveillance and rapid response capabilities. Equipped with high-resolution cameras and specialized sensors, drones provide real-time situational awareness, enabling efficient incident assessment and threat detection. With their agility and thermal imaging technology, drones enhance emergency response and search operations, expediting life-saving measures. By optimizing data gathering and analysis, this program enhances operational efficiency and decision-making, ensuring safer communities through cutting-edge technology.

SAVINGS/BENEFITS/BUDGET IMPACT

Drones provide a cost-effective alternative to traditional methods while optimizing resource allocation. They enhance safety by minimizing human exposure to hazardous situations and mitigate risks. Drones improve efficiency and response times through swift deployment, efficient data gathering, and real-time decision-making, resulting in better outcomes and operational effectiveness. Overall, drones offer significant savings, increased safety, and improved efficiency. First year funding could be partially covered by CO funds of $25,000 already allocated.

The current software maintenance budget is $180,000 and with the on-going request of $9,500 that will increase the total budget to $189,500 going forward if approved.

CONSEQUENCES OF NOT FUNDING PROGRAM

The lack of funding for the Drone Program would hinder operational effectiveness, cost savings, and safety measures. Without drones, the organization would miss out on the efficiencies and flexibility , leading to higher expenses and limited resource optimization. Moreover, the absence of drones would impede the organization's ability to enhance safety, as personnel would face risks without the aerial surveillance and data gathering capabilities provided by drones. Overall, the lack of funding for the Drone Program would hamper operational efficiency, cost savings, and safety measures.

EXPENSE IMPACT

BUDGET CODE		*2023-2024 BUDGET NEW REQUEST*	*2023-2024 TOTAL BUDGET WITH REQUEST*
18-080-85170	Other Equipment	44,500	44,500
18-080-63510	Software Maintenance	9,500	189,500
	TOTALS:	**$54,000**	**$234,000**

NEW REQUEST FORM

FISCAL YEAR: 2023-2024

DEPARTMENT: Police - Crime Control District
PROGRAM TITLE: Policy Manual Management Program
REQUEST TYPE: One-Time & On-Going **RANKING:** 3
FUND/DEPT: 18-080 **GOAL #:** 2
BUDGET CODE: 18-080-74070 Dues & Subscriptions
FULL FY2023-2024 COST: $29,600
ANY ON-GOING FUTURE COSTS: $14,400 annual
FULL FY2023-2024 SAVINGS OFFSET:
LIST ANY EQUIPMENT TO BE REPLACED BY REQUEST:
RECOMMENDATION FOR DISPOSITION:

PROGRAM DESCRIPTION

This is a policy management and policy training program that will update policies with new legislative items and legal updates. This program also includes training on policies on a daily basis as well as provides legal support in the event of litigation so long as policies are followed.

SAVINGS/BENEFITS/BUDGET IMPACT

This will benefit the police department by having an actual living policy manual that is updated and codified as new laws and updates happen. This program also trains on policy with daily training built to continue the education of officers on our policy to ensure they are familiar with and follow policy. These training bulletins are also tracked and can be used for accountability of staff when violations are observed. This program also works with the Texas Police Chiefs Recognition Program that we are recognized by to aid in maintaining the TPCA Recognition status.

Cost will be offset by the current policy program that is budgeted at $6,900.
The new policy program is an-going request of $14,400 and an additional one-time implementation cost of $15,200 is required the first year.

CONSEQUENCES OF NOT FUNDING PROGRAM

Currently staffing does not allow for proper maintenance of a living policy manual and we are finding that updates are behind. Not funding this program will leave us with a policy manual that is not up to date and a lesser trained and less professional staff.

EXPENSE IMPACT

BUDGET CODE		*2023-2024 BUDGET NEW REQUEST*	*2023-2024 TOTAL BUDGET WITH REQUEST*
18-080-74070	Dues & Subscriptions	29,600	43,100
	TOTALS:	**$29,600**	**$43,100**

NEW REQUEST FORM

FISCAL YEAR: 2023-2024

DEPARTMENT: Police - Crime Control District
PROGRAM TITLE: Flock Safety
REQUEST TYPE: One-Time & On-Going **RANKING:** 4
FUND/DEPT: 18-080 **GOAL #:** 2
BUDGET CODE: 18-080-85170/18-080-63510 Other Equipment/Software Maintenance
FULL FY2023-2024 COST: $15,000
ANY ON-GOING FUTURE COSTS: $12,500
FULL FY2023-2024 SAVINGS OFFSET:
LIST ANY EQUIPMENT TO BE REPLACED BY REQUEST:
RECOMMENDATION FOR DISPOSITION:

PROGRAM DESCRIPTION

The Flock Safety Camera program was originally requested in FY22-23 budget process for 10 cameras and was approved for 5. The 5 cameras that have been installed have produce a positive affect on apprehension of wanted persons. The program is still new and the full benefit has not been realized at this point but the expectation is a very positive result.

SAVINGS/BENEFITS/BUDGET IMPACT

The increased number of cameras will increase the department's ability to track criminals after committing offenses for investigators and will allow for the apprehension of more criminals. This program also aids in identifying and tracking of sex offenders in areas they should not be. Upon full utilization, a municipal warrant list can be added to the alerts and more warrants will be cleared resulting in the fees being collected. Since implementation of the current cameras, we have a total of 133 read alerts which resulted in five felony arrest. Our cameras also aided FWPD in solving a major crime leading to the apprehension of two suspects. Additionally, our Investigators have solved multiple cases using our Flock cameras as probable cause for charges.

The current budget in software maintenance account is $180,000 and with the on-going request of $12,500 that will increase the total budget to $192,500 going forward if approved.

CONSEQUENCES OF NOT FUNDING PROGRAM

Not funding this will result in a reduced number of criminals being apprehended or tracked as easily by WPD as well as fewer warrants being cleared without the city receiving the fines and fees.

EXPENSE IMPACT

BUDGET CODE	*2022-2023 YEAR END PROJECTION*	*2023-2024 BUDGET NEW REQUEST*	*2023-2024 TOTAL BUDGET WITH REQUEST*
18-080-85170	Other Equipment	15,000	15,000
18-080-63510	Software Maintenance	12,500	192,500
	TOTALS:	**$27,500**	**$207,500**

NEW REQUEST FORM

FISCAL YEAR: 2023-2024

DEPARTMENT: Police - Crime Control District
PROGRAM TITLE: Armory Storage
REQUEST TYPE: One-Time **RANKING:** 5
FUND/DEPT: 18-080 **GOAL #:** 2
BUDGET CODE: 18-080-85170 Other Equipment
FULL FY2023-2024 COST: $9,000
ANY ON-GOING FUTURE COSTS:
FULL FY2023-2024 SAVINGS OFFSET:
LIST ANY EQUIPMENT TO BE REPLACED BY REQUEST:
RECOMMENDATION FOR DISPOSITION:

PROGRAM DESCRIPTION

To update and increase the current storage area for weapons and ammunition and accessories in the armory. The current layout in the armory is not sufficient and unorganized. This program is to reconfigure the current armory to increase the functionality of the space.

SAVINGS/BENEFITS/BUDGET IMPACT

Having proper and secure storage for weapons and accessories will allow for keeping items secure and properly inventoried for use as needed. This will provide a cleaner work environment.

CONSEQUENCES OF NOT FUNDING PROGRAM

Minimize the storage functionality and security of the weapons and accessories.

EXPENSE IMPACT

BUDGET CODE		*2023-2024 BUDGET NEW REQUEST*	*2023-2024 TOTAL BUDGET WITH REQUEST*
18-080-85170	Other Equipment	9,000	9,000
	TOTALS:	**$9,000**	**$9,000**

NEW REQUEST FORM

FISCAL YEAR: 2023-2024

DEPARTMENT: Police - Crime Control District
PROGRAM TITLE: Traffic Safety
REQUEST TYPE: One-Time **RANKING:** 6
FUND/DEPT: 18-080 **GOAL #:** 2
BUDGET CODE: 18-080-85170 Other Equipment
FULL FY2023-2024 COST: $38,600
ANY ON-GOING FUTURE COSTS:
FULL FY2023-2024 SAVINGS OFFSET:
LIST ANY EQUIPMENT TO BE REPLACED BY REQUEST:
RECOMMENDATION FOR DISPOSITION:

PROGRAM DESCRIPTION

This traffic safety program is for the purchase of four portable radar speed signs and four traffic safety data collectors devices. These devices utilize advanced technology to discreetly gather data on traffic patterns and vehicle speeds, supporting targeted enforcement and proactive interventions. With sophisticated devices such as this, the program captures accurate information without disrupting traffic flow. Data analysis provides actionable insights for resource allocation, enforcement strategies, and traffic safety initiatives, ultimately promoting safer roadways and addressing community concerns about speeding.

SAVINGS/BENEFITS/BUDGET IMPACT

This device maximizes resource efficiency by utilizing real-time traffic data, resulting in cost savings for law enforcement agencies. Proactive interventions based on accurate information lead to a reduction in accidents and injuries caused by speeding, enhancing community safety. Transparent reporting and data-driven strategies foster community satisfaction and engagement, strengthening the relationship between law enforcement and residents. Overall, the initiative delivers significant cost savings, safer roadways, and improved community relations.

CONSEQUENCES OF NOT FUNDING PROGRAM

Compromised traffic safety by Increased risk of accidents, injuries, and fatalities due to inadequate monitoring and addressing of speeding violations. Inefficient resource allocation, an inability to allocate resources effectively, resulting in wasted manpower and ineffective enforcement efforts. Decreased community confidence and erosion of community trust in our ability to address speeding concerns, leading to reduced confidence and cooperation. Missed opportunities to implement targeted interventions and educate the community about the dangers of speeding, perpetuating violations and compromising public safety.

EXPENSE IMPACT

BUDGET CODE		*2023-2024 BUDGET NEW REQUEST*	*2023-2024 TOTAL BUDGET WITH REQUEST*
18-080-85170	Other Equipment	38,600	38,600
	TOTALS:	**$38,600**	**$38,600**

NEW REQUEST FORM

FISCAL YEAR: 2023-2024

DEPARTMENT: Water Sewer Fund
PROGRAM TITLE: Water Tower Elevator Modernization
REQUEST TYPE: One-Time **RANKING:** 1
FUND/DEPT: 40-020 01-098 **GOAL #:** 1
BUDGET CODE: 40-020-85170 Other Equipment & 01-098-63240 Building Maintenance
FULL FY2023-2024 COST: $95,000
ANY ON-GOING FUTURE COSTS:
FULL FY2023-2024 SAVINGS OFFSET:
LIST ANY EQUIPMENT TO BE REPLACED BY REQUEST:
RECOMMENDATION FOR DISPOSITION:

PROGRAM DESCRIPTION

Update the water tower elevator operating systems, electrical components, and hydraulic system to todays standards. Our current system is obsolete and there are no parts available to repair if it were to break.

SAVINGS/BENEFITS/BUDGET IMPACT

Benefits of Modernization include:
- Increased durability and reliability
- Improved fire and life safety features
- Decreased waiting times
- Reduced energy consumption
- Reduced operational cost
- Reduced troubleshooting time

The current budget in these accounts are $0 and with the one time request of $47,500 each that will increase the total

CONSEQUENCES OF NOT FUNDING PROGRAM

If the elevator were to break there are no available replacement parts. This would leave the elevator out of service util it could be updated to this newer system.

EXPENSE IMPACT

BUDGET CODE		*2023-2024 BUDGET NEW REQUEST*	*2023-2024 TOTAL BUDGET WITH REQUEST*
40-020-85170	Other Equipment	$47,500	$47,500
01-098-63240	Building Maintenance	$47,500	$47,500
	TOTALS:	**$95,000**	**$95,000**

NEW REQUEST FORM

FISCAL YEAR: 2023-2024

DEPARTMENT: Finance - Utility Billing & Collections
PROGRAM TITLE: Mobile Work Order Application
REQUEST TYPE: One-Time & On-Going **RANKING:** 1
FUND/DEPT: 40-045 **GOAL #:** 1
BUDGET CODE: 40-045-85170 and 40-050-63510 after first year
FULL FY2023-2024 COST: $5,500
ANY ON-GOING FUTURE COSTS: $400
FULL FY2023-2024 SAVINGS OFFSET:
LIST ANY EQUIPMENT TO BE REPLACED BY REQUEST:
RECOMMENDATION FOR DISPOSITION:

PROGRAM DESCRIPTION

This mobile application allows field technicians to check assignments, execute work orders in the field, and create work orders and eliminate the need for paper work orders and manual tracking. It will also keeps our office staff informed with real-time updates from the technicians in the field. Technicians will be able to view, add, and edit detailed information including photos, comments, and checklists that will update the account customer information.

SAVINGS/BENEFITS/BUDGET IMPACT

The program will provide for greater work flow efficiencies and improve communications with the field technicians. This program could be expanded to the Public Works staff when they do work for utility customers as well.

The current budget in Other Equipment is $0 and with the one-time request of $5,500 that will bring the budget to $5,500

CONSEQUENCES OF NOT FUNDING PROGRAM

If not funded, staff will continue with the current process of paper work orders and manual updates to accounts.

EXPENSE IMPACT

BUDGET CODE		*2023-2024 NEW REQUEST*	*2023-2024 TOTAL BUDGET WITH REQUEST*
40-045-85170	Other Equipment	$5,500	$5,500
	TOTALS:	**$5,500**	**$5,500**

NEW REQUEST FORM

FISCAL YEAR: 2023-2024

DEPARTMENT: Public Works - Storm Drain
PROGRAM TITLE: Toro MultiPro Turf Sprayer vehicle
REQUEST TYPE: One-Time **RANKING:** 1
FUND/DEPT: 15-090 **GOAL #:** 3
BUDGET CODE: 15-090-85130 Motor Vehicles (split with Parks & Rec)
FULL FY2023-2024 COST: $47,500
ANY ON-GOING FUTURE COSTS: $2,000 parts & fuel
FULL FY2023-2024 SAVINGS OFFSET:
LIST ANY EQUIPMENT TO BE REPLACED BY REQUEST:
RECOMMENDATION FOR DISPOSITION:

PROGRAM DESCRIPTION

The request to purchase a Toro Multi Pro 5800 Turf Sprayer is to gain capacity and efficiencies in addressing weeds in cracks & crevices in streets, sidewalks, & ROWs administered by Public Works, improving the beauty of our City facilities & parks via a turf fertility program administered by Parks & Community Services, and improving the safety of our athletic fields at multiple parks through reduction of weeds also administered by Parks & Community Services.

Total proposed cost is $95,000. The funding of this request is proposed to be evenly split utilizing the Storm Drain Utility Fund and the General Fund consistent with the benefactor departments ($47,500 each department).

SAVINGS/BENEFITS/BUDGET IMPACT

The benefits are increased curb appeal around town along with safer playing surfaces for our most vulnerable population, our youth.

The current budget in this account is $0 and with the one-time request of $47,500 that will increase the total budget to $47,500 for fiscal year 2023-2024.

CONSEQUENCES OF NOT FUNDING PROGRAM

Staff will continue to struggle to effectively and efficiently eliminate unsightly vegetative growth where not appropriate, manage a turf fertility program resulting in a less desirable aesthetic, and increased risk on our athletic fields.

EXPENSE IMPACT

BUDGET CODE		*2023-2024 NEW REQUEST*	*2023-2024 TOTAL BUDGET WITH REQUEST*
15-090-85130	Motor Vehicles	$47,500	$47,500
	TOTALS:	**$47,500**	**$47,500**

AGENDA MEMORANDUM

DATE: August 29, 2023

TO: Honorable City Council Members

FROM: Sandra Gibson, Director of Finance

THROUGH: Joshua Jones, City Manager

SUBJECT: Discuss and consider action adopting an ordinance by the City Council of the City of Watauga, Texas levying ad valorem taxes for the 2023 Tax Year for use and support of the municipal government of the City of Watauga, Texas for the 2023-2024 Fiscal Year; apportioning each levy for specific purposes; providing the date when taxes shall be due and timely paid; providing for repeal; providing for severability; providing an effective date; and levying ad valorem taxes for Fiscal Year October 1, 2023 through September 30, 2024 in the amount of $0.570200 per $100 of assessed value, comprised of $0.359710 on each $100 valuation of property for maintenance and support of the general government and in the amount of $0.210490 on each $100 valuation of property for the Interest and Sinking Fund

---

BACKGROUND/INFORMATION:

Section 10 of the Watauga Home Rule Charter authorizes the levying of ad valorem taxes for the City of Watauga. The required Public Hearing on the tax rate was held on September 11, 2023 and all of the required notices and publications have been completed.

Section 26.05 of the Texas Property Tax Code states that the vote on the ordinance setting the tax rate that exceeds the effective rate must be a record vote, and at least 60 percent of the members of the governing body must vote in favor of the ordinance.

The attached ordinance has been prepared including the required language from Texas Tax Code Sec. 26.05 and has been reviewed and approved by Legal.

The required motion format is included in this agenda item (see attached).

FINANCIAL IMPLICATIONS:

The tax rate is proposed at $0.5702 per 100 of valuation. Failure to adopt and approve the proposed Ordinance will delay the budget process for the City of Watauga for FY2023-2024.

AGENDA MEMORANDUM

RECOMMENDATION/ACTION DESIRED:

Approval of Ordinance adopting and approving the levying of Ad Valorem Taxes for Fiscal Year 2023-2024.

MOTION FORMAT: See attached

ATTACHMENTS/ SUPPORTING DOCUMENTATION:

1. A6 Ordinance Tax Levy Tax Year 2023, FY2023-2024
2. Tax Levy 2023 Reading
3. Steps Required for Adoption of Tax Rate - Calculation

REVIEWED BY:

Sandra Gibson, Director of Finance	Approved - 8/29/2023
David Berman, City Attorney	Approved - 8/29/2023
Joshua Jones, City Manager	Approved - 8/29/2023
Linda Proskey, City Secretary	Final Approval - 8/29/2023

Approved as to form for inclusion on Agenda

CITY OF WATAUGA, TEXAS
ORDINANCE NO. 2023-_____

AN ORDINANCE BY THE CITY COUNCIL OF THE CITY OF WATAUGA, TEXAS LEVYING AD VALOREM TAXES FOR THE 2023 TAX YEAR FOR USE AND SUPPORT OF THE MUNICIPAL GOVERNMENT OF THE CITY OF WATAUGA, TEXAS FOR THE 2023-2024 FISCAL YEAR; APPORTIONING EACH LEVY FOR SPECIFIC PURPOSES; PROVIDING THE DATE ON WHICH SUCH TAXES SHALL BE DUE AND TIMELY PAID; PROVIDING FOR REPEAL; PROVIDING FOR SEVERABILITY; AND PROVIDING AN EFFECTIVE DATE

WHEREAS, the City Council finds the City of Watauga, Texas has previously complied with all notice, publications and public hearing requirements of the Home Rule Charter of the City of Watauga, Texas and the laws of the State of Texas providing for the consideration and adoption of the 2023 Tax Year Property Tax Rate; and

WHEREAS, the City Council finds ad valorem taxes should be levied and collected to provide a portion of the revenues necessary for the use and support of the City of Watauga, Texas municipal government.

NOW, THEREFORE, BE IT ORDAINED BY THE CITY COUNCIL OF THE CITY OF WATAUGA, TEXAS:

I.

The facts and recitations set forth in the preamble of this ordinance are hereby found to be true and correct and are adopted herein for all purposes.

II.

There is hereby levied and there shall be collected for the use and support of the municipal government of the City of Watauga, Texas, and to provide an Interest and Sinking Fund, for the 2023-2024 Fiscal Year, upon all property, real, personal and mixed, within the corporate limits of the City subject to taxation, a tax of $0.570200 on each $100.00 valuation of property, said tax being so levied and apportioned to the specific purposes herein set forth:

1. For the maintenance and support of the general government (General Fund), $0.359710 on each $100.00 valuation of property; and

2. For the Interest and Sinking Fund, $0.210490 on each $100.00 valuation of property.

THIS TAX RATE WILL RAISE MORE TAXES FOR MAINTENANCE AND OPERATIONS THAN LAST YEAR'S TAX RATE.

THE TAX RATE WILL EFFECTIVELY BE RAISED BY 7.61 PERCENT AND WILL RAISE TAXES FOR MAINTENANCE AND OPERATIONS ON A $100,000 HOME BY APPROXIMATELY -$15.48.

III.

Taxes levied under the Ordinance shall be due October 1, 2023, and if not paid on or before January 31, 2024, shall immediately become delinquent.

IV.

All ad valorem taxes due the City of Watauga, Texas, and not paid on or before February 1 following the year for which they were levied shall bear penalty and interest as prescribed in the Texas Tax Code, as may be amended.

V.

All taxes shall become a lien upon the property against which assessed, and the City assessor and collector of the City of Watauga, Texas, shall by virtue of the tax rolls, fix and establish a lien by levying upon such property, whether real or personal, for the payment of said taxes, penalty and interest, and the interest and penalty collected from such delinquent taxes shall be apportioned to the General Fund of the City of Watauga, Texas. All delinquent taxes shall bear interest from the date of delinquency at the rate as prescribed by state law.

VI.

The City assessor and collector of the City of Watauga, Texas is hereby directed to assess for the 2023 Tax Year the rates and amounts herein levied and, when such taxes are collected, to distribute the collections in accordance with this Ordinance.

VII.

This Ordinance shall be and is hereby cumulative of all other Ordinances of the City of Watauga, Texas, and this Ordinance shall not operate to repeal or affect any such other Ordinances except insofar as the provisions thereof might be inconsistent or in conflict with the provisions of this Ordinance, in which event, such conflicting provisions, if any, in such other Ordinance or Ordinances are hereby repealed.

VIII.

If any section, subsection, sentence, or clause or phrase of this Ordinance shall for any reason be held to be invalid, such decision shall not affect the validity of the remaining portion of this Ordinance.

IX.

This Ordinance shall become effective and shall be in full force and effect from and after the date of passage and adoption by the City Council of the City of Watauga, Texas, and upon application of law and in accordance with Sections 3.11 and 3.13 of the Charter of the City of Watauga, Texas.

PASSED AND ADOPTED by the City Council of the City of Watauga, Texas this 11th day of September 2023.

APPROVED:

_____
ARTHUR L. MINER, MAYOR

ATTEST:

_____
LINDA PROSKEY, CITY SECRETARY

APPROVED AS TO FORM AND LEGALITY:

_____
DAVID BERMAN, CITY ATTORNEY

Section 26.05(b) of Property Tax Code
Worksheet for Determination of Steps Required for Adoption of Tax Rate
City of Watauga

M&O Tax Increase in Current Year	
1. Last year's taxable value, adjusted for court-ordered reductions. Enter Line 8 of the No-New-Revenue Tax Rate Worksheet.	$1,627,192,205
2. Last year's M&O tax rate. Enter Line 28 of the Voter-Approval Tax Rate Worksheet.	$0.375187/$100
3. M&O taxes refunded for years preceding tax year 2022. Enter Line 31A of the Voter-Approval Tax Rate Worksheet.	$49,523
4. TIF Adjustment. Enter Line 31B of the Voter-Approval Tax Rate Worksheet.	$0
5. Last year's M&O tax levy. Multiply line 1 times line 2 and divide by 100. To the result, add line 3 and subtract line 4.	$6,154,536
6. This year's total taxable value. Enter line 21 of the No-New-Revenue Tax Rate Worksheet.	$1,842,340,668
7. This year's proposed M&O tax rate. Enter the proposed M&O tax rate approved by the Governing Body.	$0.359710/$100
8. This year's M&O tax levy. Multiply line 6 times line 7 and divide by 100.	$6,627,084
9. M&O Tax Increase (Decrease). Subtract line 5 from line 8.	$472,548
Comparison of Total Tax Rates	
10. No-New-Revenue Total Tax Rate.	$0.507081/$100
11. This year's proposed total tax rate.	$0.570200/$100
12. This year's rate minus No-New-Revenue rate. Subtract line 10 from line 11.	$0.063119
13. Percentage change in total tax rate. Divide Line 12 by line 10.	12.45%
Comparison of M&O Tax Rates	
14. No-New-Revenue M&O Tax Rate. Enter line 39 of the Voter-Approval Tax Rate Worksheet.	$0.334281/$100
15. This year's proposed M&O tax rate.	$0.359710/$100
16. This year's rate minus No-New-Revenue rate. Subtract line 14 from line 15.	$0.025429
17. Percentage change in M&O tax rate. Divide line 16 by line 14.	7.61%
Raised M&O Taxes on a $100,000 Home	
18. This year's taxable value on a $100,000 home.	$100,000
19. Last year's M&O tax rate.	$0.375187/$100
20. This year's proposed M&O tax rate.	$0.359710/$100
21. This year's raised M&O taxes. Subtract line 19 from line 20 and multiply result by line 18.	$-15.48

AGENDA MEMORANDUM

DATE: August 29, 2023

TO: Honorable City Council Members

FROM: Sandra Gibson, Director of Finance

THROUGH: Joshua Jones, City Manager

SUBJECT: Discuss and consider action ratifying a property tax increase reflected in the City of Watauga budget for the fiscal year beginning October 1, 2023 and ending September 30, 2024, in accordance with Texas Local Government Code Section 102.007; providing for repeal; providing for severability; and providing an effective date

---

BACKGROUND/INFORMATION:

Local Government Code Section 102.007 requires that if a City's property tax levy raises more revenue from property taxes than in the preceding year, the governing body must hold a separate vote to ratify the property tax increase reflected in the budget. State law requires that this vote is in addition to and separate from the vote to adopt the budget or a vote to set the tax rate required by Chapter 26, Tax Code,or other law.

This budget will raise more revenue from property taxes than last year's budget by an amount of $1,154,329, or 12.34% and of that amount, $6,946 is tax revenue to be raised from new property added to the tax roll this year.

All of the required Public Hearings, notices, and publications relating to the Proposed Budget for Fiscal Year 2023-2024 have been completed.

FINANCIAL IMPLICATIONS:

Action is required to continue the budget process for the City of Watauga for Fiscal Year 2023-2024.

RECOMMENDATION/ACTION DESIRED:

Since the 2023-2024 Budget requires raising more revenue from property taxes than in the previous year, a separate motion and vote should be taken to ratify the property tax increase shown in the budget in substantially the following form: “I move that we ratify the property tax increase shown in the budget, since the budget requires raising more revenue from property taxes than last year.”

AGENDA MEMORANDUM

ATTACHMENTS/ SUPPORTING DOCUMENTATION:

1. Tax Increase in Budget Reading

REVIEWED BY:

Sandra Gibson, Director of Finance	Approved - 8/29/2023
David Berman, City Attorney	Approved - 8/29/2023
Joshua Jones, City Manager	Approved - 8/29/2023
Linda Proskey, City Secretary	Final Approval - 8/29/2023

Approved as to form for inclusion on Agenda

Property Tax Increase Reading:

Agenda Item - Ratification of the property tax increase reflected in the City's fiscal year 2023-2024 budget.

I move to ratify the property tax increase reflected in the City’s fiscal year 2023-2024 Budget as presented.

AGENDA MEMORANDUM

DATE: August 29, 2023

TO: Honorable City Council Members

FROM: Sandra Gibson, Director of Finance

THROUGH: Joshua Jones, City Manager

SUBJECT: Discuss and consider action approving an ordinance to amend the 2022-2023 Fiscal Year Budget

---

BACKGROUND/INFORMATION:

Section 102.010 of the Local Government Code authorizes the City Council of the City of Watauga to make changes in the Fiscal Year 2022-2023 budget for municipal purposes. Furthermore, Article IX, Subsection 9.04A of the City Charter allows for supplemental appropriations under certain circumstances. If during the fiscal year the city manager certifies that there are available for appropriation revenues in excess of those estimated in the budget, the city council may carry the excess into the next fiscal year or, by ordinance, may make supplemental appropriations within the same fiscal year up to the amount of such excess. The attached ordinance and Attachment A details the proposed General Fund budget and Internal Service Fund budget amendment. A summary of these items is listed below:

Revenues:
1) Increase General Fund revenues for property tax, ambulance fees, interest earnings, building permits, and rental of facilities
2) Decrease General Fund revenues for fines and forfeitures activity
3) Increase Internal Service Fund revenues for transfer in from General Fund for equipment replacement

Expenditures:
1) Transfer to Internal Service Fund for 2023-2024 Capital Outlay items
2) Decrease City Attorney's budget due to a change in historical spending
3) Decrease Unemployment insurance line item for decreased spending

FINANCIAL IMPLICATIONS:
Attachment A details the financial impact per fund for the proposed budget amendment.

RECOMMENDATION/ACTION DESIRED:

AGENDA MEMORANDUM

Staff recommends City Council review and approval of proposed Ordinance amending the 2022-2023 Fiscal Year Budget

ATTACHMENTS/ SUPPORTING DOCUMENTATION:

1. Budget Amendment Ordinance 9.04A Budget 2022-2023 (2)
2. Attachment A Supplemental Revenues and Appropriations 9-11-2023

REVIEWED BY:

Sandra Gibson, Director of Finance	Approved - 8/29/2023
David Berman, City Attorney	Approved - 8/29/2023
Joshua Jones, City Manager	Approved - 8/29/2023
Linda Proskey, City Secretary	Final Approval - 8/29/2023

Approved as to form for inclusion on Agenda

ORDINANCE NO. 2023-_____

AN ORDINANCE OF THE CITY OF WATAUGA, TEXAS, AMENDING THE GENERAL BUDGET FOR THE FISCAL YEAR BEGINNING OCTOBER 1, 2022 AND ENDING SEPTEMBER 30, 2023; INCREASING CERTAIN APPROPRIATIONS; AUTHORIZING THE APPROPRIATE CITY OFFICIALS TO TAKE ACTION NECESSARY TO ACCOMPLISH SAME; PROVIDING THAT THIS ORDINANCE SHALL BE CUMULATIVE OF ALL ORDINANCES; PROVIDING A SEVERABILITY CLAUSE; AND PROVIDING AN EFFECTIVE DATE.

WHEREAS, on September 12, 2022, the City Council of the City of Watauga, Texas, passed, adopted and approved the City of Watauga, Texas, General Budget for the fiscal year beginning October 1, 2022 and ending September 30, 2023 ("Fiscal Year 2022-2023); and

WHEREAS, Section 102.010 of the Local Government Code authorizes the City Council of the City of Watauga to make changes in the Fiscal Year 2022-2023 budget for municipal purposes; and

WHEREAS, Article IX, Subsection 9.04A of the City Charter authorizes the City Council to increase one or more appropriations, when determined by the city manager that the revenues available will be sufficient to meet the amount appropriated; and

WHEREAS, in accordance with state law and the City Charter, the City Council is of the opinion that the budget should be amended.

NOW, THEREFORE, BE IT ORDAINED BY THE CITY COUNCIL OF THE CITY OF WATAUGA, TEXAS, THAT:

SECTION 1.

The facts and recitations set forth in the preamble of this Ordinance are hereby found to be true and correct.

SECTION 2.

The General Budget of the City of Watauga, Texas, for Fiscal Year 2022-2023, be and is hereby amended as set forth in Exhibit "A," which is attached hereto and incorporated herein by reference.

SECTION 3.

The appropriate officials are hereby authorized and directed to take those steps necessary to accomplish such amendment and to cause the same to be duly reflected in the records of the City.

SECTION 4.

This ordinance shall be and is hereby cumulative of all other ordinances of the City of Watauga, Texas and this Ordinance shall not operate to repeal or affect any such other ordinances except insofar as the provisions thereof might be inconsistent or in conflict with the provisions of this Ordinance, in which such event conflicting provisions of this Ordinance, in which such event conflicting provisions, if any, in such other ordinance or ordinances are hereby repealed.

SECTION 5.

If any section, subsection, sentence, clause, or phrase of this Ordinance shall for any reason be held to be invalid, such decision shall not affect the validity of the remaining portions of this Ordinance.

SECTION 6.

This Ordinance shall become effective and shall be in full force and effect from and after the date of passage and adoption by the City Council of the City of Watauga, Texas, and upon application of law and in accordance with Sections 3.11 and 3.13 of the Charter of the City of Watauga, Texas.

PASSED AND ADOPTED by the City Council of the City of Watauga, Texas this _____ day of ____, _____.

APPROVED:

_____
Arthur L. Miner, Mayor

ATTEST:

_____
Linda Proskey, City Secretary

APPROVED AS TO FORM AND LEGALITY:

_____
David Berman, City Attorney

ATTACHMENT A:

SUPPLEMENTAL REVENUES AND APPROPRIATIONS
FY 2022-2023

FUND: **GENERAL FUND**

REVENUES	Account code				
		DESCRIPTION	Current Budget	Proposed Amendment	Amended Budget
Property Tax	01-000-30011	Increase collection activity/ARB	$ 6,512,220	$ 105,000	$ 6,617,220
Charges for Services	01-000-33500	Increase ambulance revenues per forecast	$ 650,000	$ 50,000	$ 700,000
Interest Earnings	01-000-36600	Increase Interest Earnings	$ 50,000	$ 250,000	$ 300,000
Building Permits	01-000-31500	Increase Building Permits for activity	$ 150,000	$ 85,000	$ 235,000
Rental of Facilities	01-000-36750	Increase rental of facilities permits	$ 40,000	$ 35,000	$ 75,000
Fines and Forfeitures	01-000-32000	Decrease Fines and Forfeitures	$ 500,000	$ (115,000)	$ 385,000
TOTALS				$ 410,000.00	

EXPENDITURES					
Category	DEPT/ACCT	DESCRIPTION	Current Budget	Proposed Amendment	Amount
Contractual	01-021-74810/74220	City Attorney	$ 110,000.00	$ (40,000.00)	$ 70,000.00
	01-020-74640	Unemployment Insurance	$ 60,000.00	$ (50,000.00)	$ 10,000.00
					$ -
Transfers	XFER/01-999-77720	Transfer to Equipment Replacement Fund	$ -	$ 500,000.00	$ 500,000.00
TOTALS				$ 410,000.00	

Net - Surplus $ -

SAFER	Total	City	Grant
Year 1	$ 482,202.00	$ 120,550.50	$ 361,651.50

AGENDA MEMORANDUM

DATE: August 29, 2023

TO: Honorable City Council Members

FROM: Ben Davis, Grant & Recognition Program Manager
Sandra Gibson, Director of Finance

THROUGH: Joshua Jones, City Manager

SUBJECT: Consider action to approve a resolution amending the ARPA Spending Plan Framework

---

BACKGROUND/INFORMATION:

The attached resolution amends the ARPA Spending Plan to allow for the reflection of a change in proposed spending for restoring positions and position funding that is proposed to be reallocated to the Water/Wastewater project under the infrastructure category. The majority of this reallocation is due to the movement of 3.5 FTEs from ARPA into the General Fund in Fiscal Year 2023-2024. In addition, the resolution recognizes an additional allocation of funds in the amount of $5,994 received by the City of Watauga and amends the budget for an increase in infrastructure spending.

FINANCIAL IMPLICATIONS:

The ARPA Spending Plan will be updated to reflect the proposed changes in the Personnel and Infrastructure Category as shown in the attached summary.

RECOMMENDATION/ACTION DESIRED:

Respectfully recommend the Council review and approved the resolution updating the ARPA Spending Plan.

ATTACHMENTS/ SUPPORTING DOCUMENTATION:

1. Res approving ARPA Funds and Framework - Amendment 2

REVIEWED BY:

Ben Davis, Grant & Recognition Program Manager	Approved - 8/30/2023
Sandra Gibson, Director of Finance	Approved - 8/30/2023
David Berman, City Attorney	Approved - 8/30/2023
Joshua Jones, City Manager	Approved - 8/30/2023
Linda Proskey, City Secretary	Final Approval - 8/31/2023

Approved as to form for inclusion on Agenda

CITY OF WATAUGA, TEXAS
RESOLUTION NO. 2023-_____

A RESOLUTION OF THE CITY COUNCIL OF WATAUGA, TEXAS AMENDING AND APPROVING A SPENDING PLAN FRAMEWORK; AND PROVIDING AN EFFECTIVE DATE

WHEREAS**,** on March 11, 2021, the President of the United States of America signed into law House Bill 1315, the American Rescue Plan Act (ARPA), to provide continued relief from the impact of the Covid-19 pandemic; and

WHEREAS, on May 10, 2021, the United States Department of the Treasury announced the launch of the Coronavirus State and Local Recovery Funds (SLFRF), established by ARPA, to provide $350 billion in emergency funding for state, local, tribal, and territory governments in recovering from the impacts of the coronavirus pandemic; and

WHEREAS, the City of Watauga has received and allocated ARPA funds from the United States Department of Treasury in the amount of $6,072,042 and has received an additional $5,994 to be allocated for a total of $6,078,036; and

WHEREAS, The United States Department of Treasury has adopted guidance regarding the use of ARPA Funds; and

WHEREAS, the City of Watauga will follow the guidelines set forth by the United States Department of Treasury in the use of ARPA Funds; and

WHEREAS, the City of Watauga adopted the ARPA Spending Plan Framework on July 25, 2022 and amended the Spending Plan Framework on February 13, 2023.

NOW, THEREFORE, BE IT RESOLVED BY THE CITY COUNCIL OF THE CITY OF WATAUGA, TEXAS:

SECTION 1. The City Council hereby approves the ARPA Spending Plan Framework included as amended in Attachment A for expending these funds.

SECTION 2. This resolution shall be and is hereby cumulative of all other resolutions of the Watauga City Council and this resolution shall not operate to repeal or affect any such other resolutions except insofar as the provisions thereof might be inconsistent or in conflict with the provisions of this resolution, in which event such conflicting provisions, if any, in such other resolution or resolutions are hereby repealed.

SECTION 3. If any section, subsection, sentence, clause, or phrase of this resolution shall for any reason be held to be invalid, such decision shall not affect the validity of the remaining portions of this resolution.

SECTION 4. This resolution shall become effective and be in full force and effect from and after the date of passage and adoption by the City Council of the City of Watauga, Texas, and upon all subsequent approvals therof as prescribed by law.

PASSED AND ADOPTED by the City Council of the City of Watauga, Texas on this 11th day of September 2023.

APPROVED

_____
Arthur L. Miner, Mayor

ATTEST:

_____
Linda Proskey, Secretary

APPROVED AS TO FORM AND LEGALITY:

_____
David Berman, City Attorney

ATTACHMENT A

American Rescue Plan Act Fiscal Recovery Spending Plan

March 1, 2021 to December 31, 2026		BUDGET	PROPOSED REALLOCATION	PROPOSED AMENDED BUDGET
Grant Distribution (Revenues)				
	Grant Funds August, 2021 (received)	$ 3,033,024		$ 3,033,024
	Additional Allocation March, 2022 (received)	$ 5,994		$ 5,994
	Grant Funds September 2022 (received 1/2 and additional allocation of $5,994)	$ 3,039,018		$ 3,039,018
	TOTAL ALLOCATION	$ 6,078,036		$ 6,078,036
Proposed Programs/Expenditures	**Project Overview and Identified Need**			$ -
Category: Infrastructure				$ -
1. Water and Wastewater Projects	Provides additional funding for projects (group 3 in City's CIP) for Summertime Lane paving, drainage, water and sanitary sewer improvements. (Funding covers anticipated inflationary gap to complete project)	$ 1,308,410	$ 300,639	$ 1,609,049
2. Park Vista Stormwater Rehabilitation	Program to extend culvert within Park Vista Park and better manage stormwater	$ 807,520	$ -	$ 807,520
3. Lead Pipe Identification	Funding to locate and identify water service pipe materials througout the City.	$ 800,000	$ -	$ 800,000
	Infrastructure Total	$ 2,915,930	$ 300,639	$ 3,216,569
Category: Personnel				
1. Restoring postions	Restores unfunded positions - Parks & Rec (5), Public Works (2) - Remaining 1 PW in 2023-2024	$ 558,100	$ (257,900)	$ 300,200
2. Leave bank liability reduction	Addresses budgetary issue and supports leave reduction plan	$ 1,334,400		$ 1,334,400
3. Appreciation Pay	Funding to assist with retention of staff issue in order to provide continued services to citizens.	$ 375,000	$ -	$ 375,000
4. Position Funding	Provides funding for 1/2 Finance Grant position to manage ARPA Grant and Human Resources position to manage additional reporting requirements and HR duties (1.5 FTE)	$ 231,000	$ (36,745)	$ 194,255
5. Police Special Unit Program	Funding to provide additional development opportunities to police officers to help with retention. Program provides funding for officers being equipped and trained on Special Weapons and Tactics Team (SWAT).	$ 60,000	$ -	$ 60,000
6 Recruitment and retention incentives	Addresses recruitment issues for various departments	$ 51,544		$ 51,544
	Personnel Total	$ 2,610,044	$ (294,645)	$ 2,315,399
Category: Equipment				
1. Public Works Generator	Replace and upgrade existing backup generator and build housing for weather protection	$ 300,000		$ 300,000
2. Personal Protective Equipment	Personal Protective Equipment for Fire Personnel to better equip and protect emergency service workers	$ 115,475		$ 115,475
3. Remote Access Devices	Provides for additional devices for checkout/remote devices	$ 10,500	$ -	$ 10,500
	Equipment Total	$ 425,975	$ -	$ 425,975
Category: Supplies/Contractual Services				
1, Cybersecurity enhancements/software	Enhanced protection of City network	$ 69,200	$ -	$ 69,200
2. Single Audit and software for grant compliance	Grant Compliance tools	$ 32,750		$ 32,750
3. Municipal Court Software Enhancements	Software to enhance efficiency in court operations	$ 15,375	$ -	$ 15,375
4. City Wide sanitizer stations	City wide placement of sanitizer stations to reduce transmission of virus	$ 2,768		$ 2,768
	Supplies/Services Total	$ 120,093	$ -	$ 120,093
	TOTALS	$ 6,072,042	$ 5,994.00	$ 6,078,036